

MATCH REPORT



Matchday 30
SERIE A CHAMPIONSHIP 2025-2026



JUVENTUS



SASSUOLO

Torino 21/03/2026
ALLIANZ STADIUM 20:45

Torino 21/03/2026 ALLIANZ STADIUM 20:45



JUVENTUS

1-1

SASSUOLO



LINE-UPS

JUVENTUS

1	PERIN (GK)
15	KALULU
3	BREMER
6	KELLY
27	CAMBIASO
5	LOCATELLI
19	K. THURAM
7	CONCEIÇÃO
22	MCKENNIE
10	YILDIZ
13	BOGA



Bench

16	DI GREGORIO (GK)
23	PINSOGLIO (GK)
4	GATTI
8	KOOPMEINERS
9	VLAHOVIĆ
11	ZHEGROVA
14	MILIK
17	ADŽIĆ
18	KOŠTIĆ
20	OPENDA
21	MIRETTI
30	J. DAVID
32	CABAL

Head Coach: **LUCIANO SPALLETTI**

Referee: **MATTEO MARCHETTI**
 Assistant referee: **ALESSANDRO COSTANZO**
 Assistant referee: **ANDREA BIANCHINI**

SASSUOLO

(GK) MURIĆ	49
WALUKIEWICZ	6
IDZES	21
MUHAREMOVIĆ	80
GARCIA	23
VRANCKX	40
I. KONÉ	90
BAKOLA	50
BERARDI	10
PINAMONTI	99
VOLPATO	7



Bench

(GK) SATALINO	12
(GK) ZACCHI	16
DOIG	3
NZOLA	8
ROMAGNA	19
L. MORO	24
FRANGELLA	33
LIPANI	35
IANNONI	44
LAURIENTÉ	45
PEDRO FELIPE	66

Head Coach: **FABIO GROSSO**

Fourth official: **CLAUDIO GIUSEPPE ALLEGRETTA**
 V.A.R.: **ROSARIO ABISSO**
 A.V.A.R.: **GIACOMO CAMPLONE**

Torino 21/03/2026 ALLIANZ STADIUM 20:45



JUVENTUS

1-1

SASSUOLO



MATCH EVENTS



Legend:

- Goals
- Penalty
- Yellow Card
- Red Card
- Double Yellow Card
- Owngoal
- Assist
- Substitution

Torino 21/03/2026 ALLIANZ STADIUM 20:45



JUVENTUS

1-1

SASSUOLO



GAME TIME



Effective
played time:
60%



1st Half - 2nd Half

29'38" - 28'52"

BALL POSSESSION

JUVENTUS

SASSUOLO

QUARTERS BALL POSSESSION

1H	0'-15'	2H	46'-60'
56.99%	43.01%	63.78%	36.22%
	16'-30'		61'-75'
52.26%	47.74%	78.85%	21.15%
	31'-46'		76'-98'
65.32%	34.68%	78.77%	21.23%

TEAM STATS

	JUV	SAS
Attempts	18	7
Attempts on target	8	1
Attempts on target from penalty box	16	6
Post		
Bar		
Attempts off target	6	2
Blocked Shots	5	4
Scoring Chances	3	1
Key Passes	14	5
Assists	1	1
Fouls Committed	7	7
Corners	9	4
Offsides	1	
Cross Completed/Total	11/33	4/13
Dribbling	17	8
Passes Completed	520	252
Passes Completed/Attempted (%)	88	79
Passes Final Third	186	71
Balls played forward	334	123
Long Passes	49	28
Saves		7
Gained Possessions	45	45

Torino 21/03/2026 ALLIANZ STADIUM 20:45



JUVENTUS

1-1

SASSUOLO



PLAYER STATS

JUVENTUS		M	GC	OG	S	AS	CL	LB	FYC	SYC	RC								
1	PERIN	99'	1					8											
		M	G	OG	A	AT	HW	SC	FS	BP	AS	KP	P	P(%)	PA	R	FYC	SYC	RC
15	KALULU	99'			1				88		2	67	95	45	3				
3	BREMER	99'							86				78	98	44	7	1		
6	KELLY	81'			1				75	2			61	93	25	4			
27	CAMBIASO	63'							40				28	87	14	4			
5	LOCATELLI	99'			3	2		1	135		2	93	85	64	8				
19	K. THURAM	63'			1	1			41				27	90	17	4			
7	CONCEIÇÃO	89'			3				62	1	4	36	85	33	4				
22	MCKENNIE	99'			1				55		2	32	72	28	4				
10	YILDIZ	99'	1		3	2			51	2	2	20	66	15	2				
13	BOGA	81'			3	2		1	31		2	13	81	12	1				
8	KOOPMEINERS	36'			1				19				15	100	11				
9	VLAHOVIĆ	19'							3				1	50	1				
11	ZHEGROVA	10'							8	1			5	100	3	1			
14	MILIK	19'			1	1		1	6				3	75	3				
21	MIRETTI	36'							30				21	87	19	2			
SASSUOLO		M	GC	OG	S	AS	CL	LB	FYC	SYC	RC								
49	MURIĆ	99'	1		7			25											
		M	G	OG	A	AT	HW	SC	FS	BP	AS	KP	P	P(%)	PA	R	FYC	SYC	RC
6	WALUKIEWICZ	99'							48		1	30	81	12	8				
21	IDZES	99'			1				52				35	97	13	4			
80	MUHAREMOVIĆ	99'			1				58				30	88	5	6			
23	GARCIA	99'							40				22	78	12	5	1		
40	VRANCKX	82'							39				25	92	11	3			
90	I. KONÉ	99'							42	2	1	28	84	25	2				
50	BAKOLA	71'			1				30	2			15	88	10	6			
10	BERARDI	93'							39	1	2	17	68	12	2				
99	PINAMONTI	82'	1		2	1		1	26		1	13	76	7					
7	VOLPATO	71'			1				31				15	71	10	2			
3	DOIG	6'							1										
8	NZOLA	18'							2				2	100	2				
35	LIPANI	29'							3						1	1			
44	IANNONI	18'							4				1	50	1	1			
45	LAURIENTÉ	29'			1				8				3	100	3	1			

Legend

FYC	Yellow Card
OG	Owngoal
BP	Balls Played
SYC	Double Yellow Card
RC	Red Card
G	Goals
GC	Goal Conceded
M	Minutes Played
AS	Assists
FS	Fouls Suffered
A	Attempts
AT	Attempts on target
SC	Scoring Chances
HW	Hit Woodwork
S	Saves
CL	Clearences
LB	Long Ball
P(%)	Passes Completed/Attempted (%)
KP	Key Passes
PA	Balls played forward
P	Passes Completed
R	Gained Possessions

PLAYERS RANKING

Attempts			Attempts on target			Passes Final Third			Scoring Chances		
1	CONCEIÇÃO	JUV 3	1	BOGA	JUV 2	1	LOCATELLI	JUV 25	1	PINAMONTI	SAS 1
2	BOGA	JUV 3	2	YILDIZ	JUV 2	2	CONCEIÇÃO	JUV 24	2	MILIK	JUV 1
3	YILDIZ	JUV 3	3	LOCATELLI	JUV 2	3	KALULU	JUV 23	3	BOGA	JUV 1
4	LOCATELLI	JUV 3	4	PINAMONTI	SAS 1	4	MCKENNIE	JUV 23	4	LOCATELLI	JUV 1
5	PINAMONTI	SAS 2	5	MILIK	JUV 1	5	BREMER	JUV 17			
Crosses			Passes Completed			Key Passes			Dribbling		
1	YILDIZ	JUV 9	1	LOCATELLI	JUV 93	1	CONCEIÇÃO	JUV 4	1	CONCEIÇÃO	JUV 5
2	BOGA	JUV 7	2	BREMER	JUV 78	2	BERARDI	SAS 2	2	BOGA	JUV 3
3	KALULU	JUV 6	3	KALULU	JUV 67	3	BOGA	JUV 2	3	YILDIZ	JUV 3
4	BERARDI	SAS 4	4	KELLY	JUV 61	4	YILDIZ	JUV 2	4	VOLPATO	SAS 2
5	CONCEIÇÃO	JUV 4	5	CONCEIÇÃO	JUV 36	5	LOCATELLI	JUV 2	5	BAKOLA	SAS 2

Torino 21/03/2026 ALLIANZ STADIUM 20:45



JUVENTUS

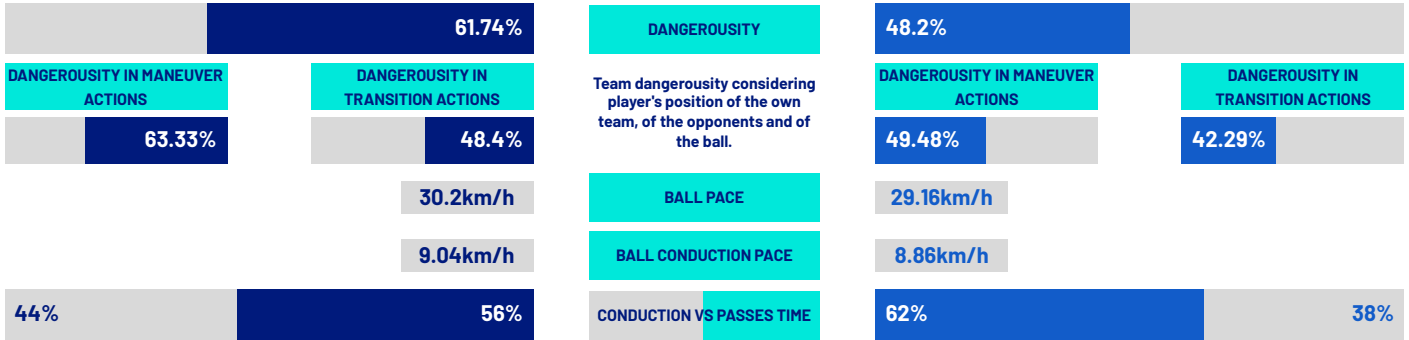
1-1

SASSUOLO



COACH

TEAM INDICATORS



RECORDMEN

PASS GAIN

Number of players overtaken by a vertical pass (only successful passes are considered).

It shows how much a player tends to overcome the opponent's pressure lines.

1	5	MANUEL LOCATELLI	4	1	49	ARIJANET MURIĆ	4
2	21	FABIO MIRETTI	4	2	6	SEBASTIAN WALUKIEWICZ	3.11
3	1	MATTIA PERIN	4	3	90	ISMAËL KONÉ	3
4	6	LLOYD KELLY	3.94	4	80	TARIK MUHAREMOVIĆ	3
5	13	JÉRÉMIE BOGA	3.86	5	50	DARRYL BAKOLA	2.89

PASS RISK

Measures the player's propensity to risk the pass (only successful passes are considered).

1	10	KENAN YILDIZ	22.71%	1	49	ARIJANET MURIĆ	50%
2	5	MANUEL LOCATELLI	21.34%	2	50	DARRYL BAKOLA	31.25%
3	13	JÉRÉMIE BOGA	19.55%	3	10	DOMENICO BERARDI	30.83%
4	22	WESTON MCKENNIE	19.19%	4	6	SEBASTIAN WALUKIEWICZ	27.75%
5	6	LLOYD KELLY	18%	5	7	CRISTIAN VOLPATO	27%

RECEIVED PRESSURE

How much the player with the ball is pressed by the opposite team.

It depends on the speed, running direction and distance from the opponent who is at a shorter distance.

1	9	DUSAN VLAHOVIĆ	79.81%	1	99	ANDREA PINAMONTI	74.43%
2	14	ARKADIUSZ MILIK	76.93%	2	8	M'BALA NZOLA	70.87%
3	13	JÉRÉMIE BOGA	70.92%	3	44	EDOARDO IANNONI	70.77%
4	19	KHÉPHREN THURAM	67.07%	4	35	LUCA LIPANI	70.51%
5	22	WESTON MCKENNIE	61.02%	5	7	CRISTIAN VOLPATO	69.12%

PASS AVAILABILITY

Ability of a player to get away from opponents to receive the ball.

It is computed for all the teammates of the player in possession.

1	6	LLOYD KELLY	80.38%	1	3	JOSH DOIG	84.28%
2	15	PIERRE KALULU	77.74%	2	80	TARIK MUHAREMOVIĆ	74.81%
3	3	BREMER	77%	3	44	EDOARDO IANNONI	72.79%
4	5	MANUEL LOCATELLI	74.44%	4	21	JAY IDZES	72.08%
5	10	KENAN YILDIZ	73.83%	5	10	DOMENICO BERARDI	70.59%

Torino 21/03/2026 ALLIANZ STADIUM 20:45



JUVENTUS

1-1

SASSUOLO



PLAYERS RANKING (ATHLETICS PERFORMANCE)

Jog - Run - Sprint (km)			
1	WESTON JAMES EARL MCKENNIE	Total	12.559
		9.254	2.916
		0.324	
2	MANUEL LOCATELLI	Total	11.832
		9.592	2.075
		0.120	
3	PIERRE KAZAYE ROMMEL KALULU KYATENGWA	Total	11.637
		8.422	2.746
		0.404	
4	BREMER	Total	11.029
		9.036	1.818
		0.129	
5	JEREMIE BOGA	Total	10.391
		7.867	2.200
		0.290	

Jog - Run - Sprint (km)			
1	ISMAËL KENNETH KONÉ	Total	11.895
		9.181	2.491
		0.152	
2	ULISSES ALEXANDRE GARCIA LOPES	Total	10.992
		8.436	2.220
		0.265	
3	JAY NOAH IDZES	Total	10.776
		9.221	1.335
		0.152	
4	SEBASTIAN WALUKIEWICZ	Total	10.579
		8.637	1.680
		0.205	
5	TARIK MUHAREMOVIĆ	Total	10.414
		8.979	1.194
		0.164	

AVG Speed km/h (run)			
1	KALULU	JUV	19.682
2	BOGA	JUV	19.551
3	ZHEGROVA	JUV	19.543
4	MCKENNIE	JUV	19.516
5	K. THURAM	JUV	19.516

AVG Speed km/h (run)			
1	MURIĆ	SAS	19.845
2	DOIG	SAS	19.805
3	IANNONI	SAS	19.746
4	BAKOLA	SAS	19.716
5	NZOLA	SAS	19.600

AVG Speed km/h (sprint)			
1	CONCEIÇÃO	JUV	28.356
2	YILDIZ	JUV	27.844
3	MCKENNIE	JUV	27.812
4	KELLY	JUV	27.583
5	BREMER	JUV	27.531

AVG Speed km/h (sprint)			
1	PINAMONTI	SAS	28.214
2	LAURIENTÉ	SAS	28.141
3	I. KONÉ	SAS	27.595
4	IDZES	SAS	27.514
5	DOIG	SAS	27.457

TEAM STATS (ATHLETICS PERFORMANCE)

Distance Covered (km) 120.531

Distance Covered (km) 118.738

Jog - Run - Sprint (km)		
94.311	23.058	2.364

Jog - Run - Sprint (km)		
94.557	21.253	2.194

Fitness data displayed in the report are the ones collected in real time and could be different to the post-processed ones, delivered to the coaching staff

Jog:	0-7 km/h	Run:	7.1-15 km/h	Sprint:	15.1+ km/h	Jog + Run + Sprint:	Distance covered
TOP Sprinter:	Top four players per team						

Torino 21/03/2026 ALLIANZ STADIUM 20:45



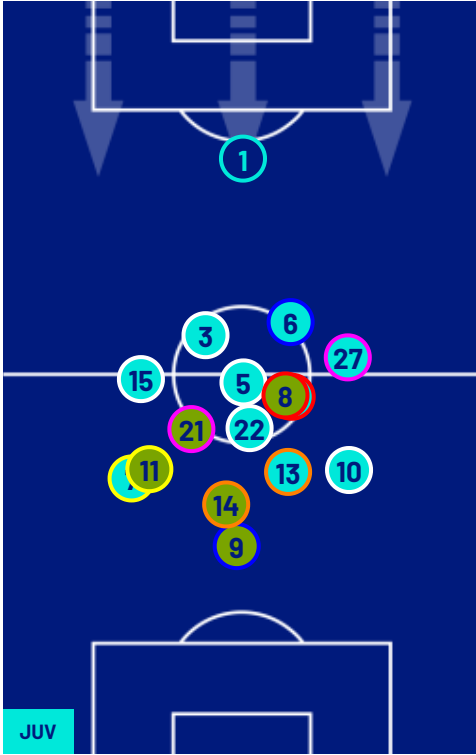
JUVENTUS

1-1

SASSUOLO



PLAYERS AVERAGE POSITIONS



- Legend:
- 1st Substitution
 - 2nd Substitution
 - 3rd Substitution
 - 4th Substitution
 - 5th Substitution
 - Player In
 - Player In
 - Player In
 - Player In
 - Player In
 - Player Out
 - Player Out
 - Player Out
 - Player Out
 - Player Out
 - Player In Substitution Of
 - Player In Substitution Of
 - Player In Substitution Of
 - Player In Substitution Of

Torino 21/03/2026 ALLIANZ STADIUM 20:45



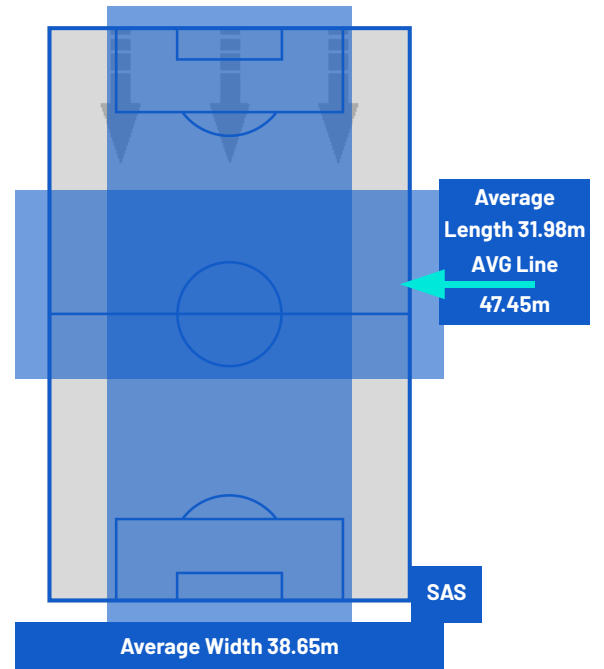
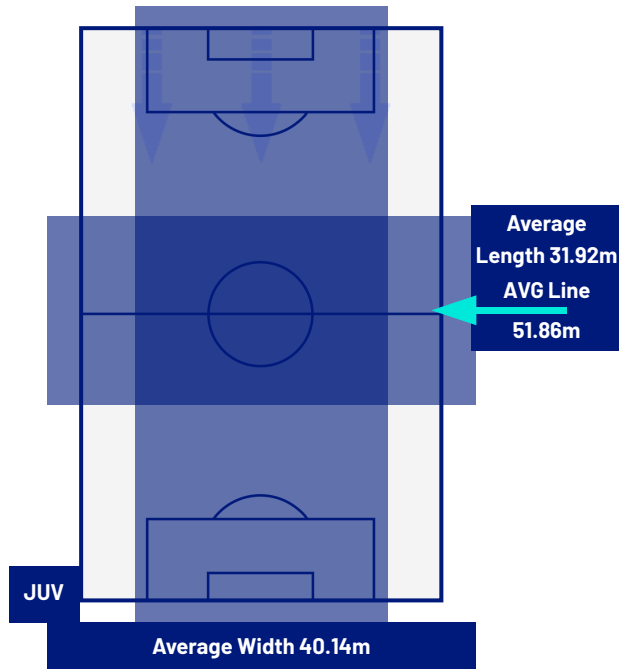
JUVENTUS

1-1

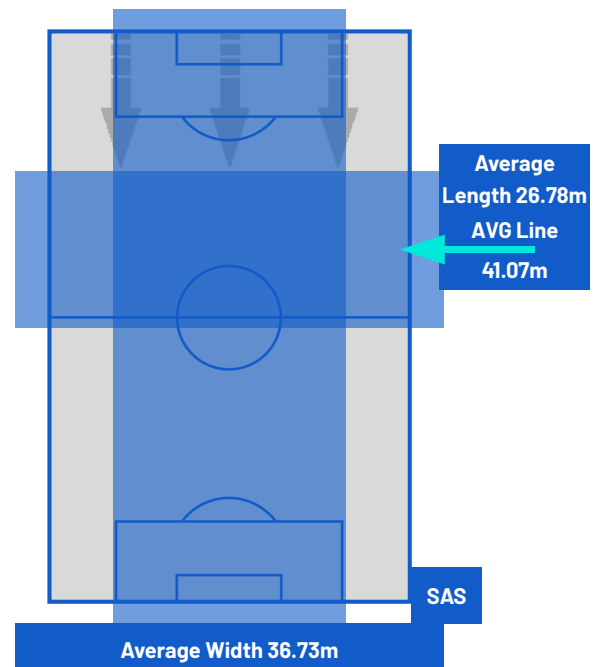
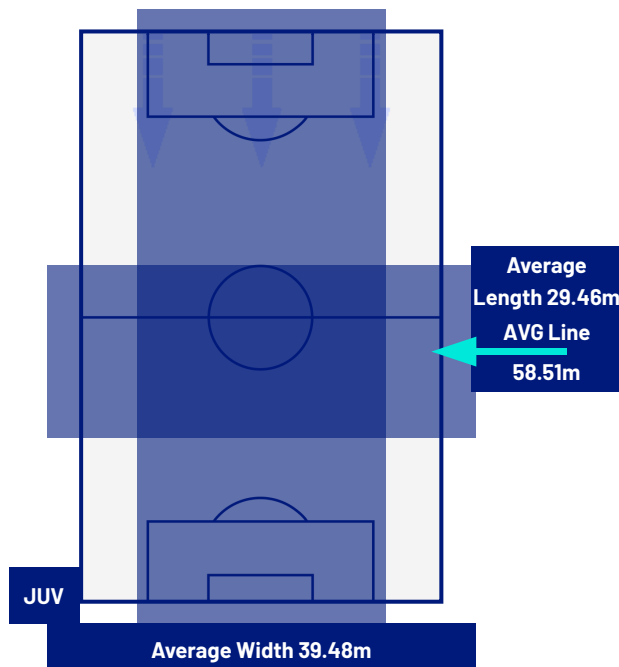
SASSUOLO



TEAM'S DEFENSE POSITION 1ST HALF



TEAM'S DEFENSE POSITION 2ND HALF



Torino 21/03/2026 ALLIANZ STADIUM 20:45



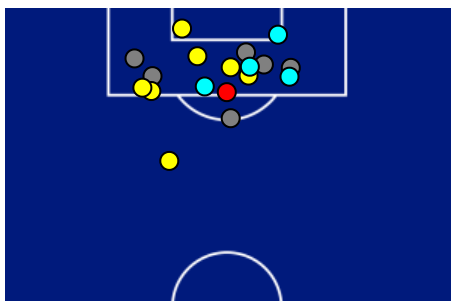
JUVENTUS

1-1

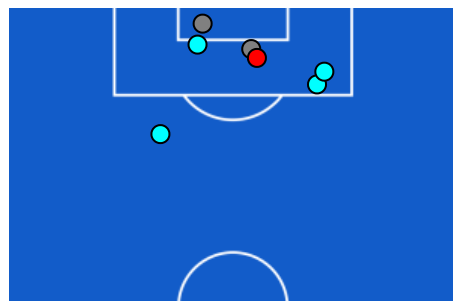
SASSUOLO



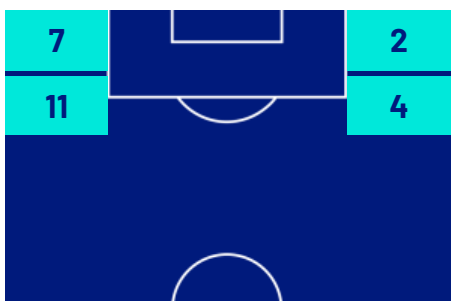
ATTEMPTS MAP



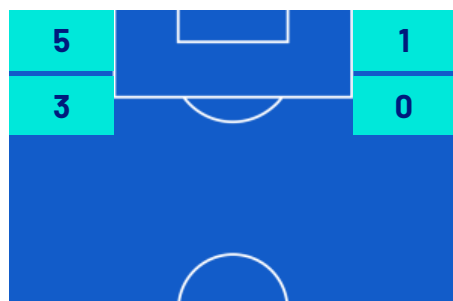
1	Goals	1
8	On target	1
6	Off target	2
5	Blocked	4



OPEN PLAY CROSSES MAP



11	Crosses completed	4
33	Total crosses	13
33	Accuracy (%)	31



839	Total Balls Played	562
158	DEFENSIVE	242
327	MIDFIELD	171
354	ATTACK ZONE	149

Torino 21/03/2026 ALLIANZ STADIUM 20:45



JUVENTUS

1-1

SASSUOLO



KEY PLAYERS

 KENAN YILDIZ	10
Position	Forward
Date of birth	04/05/2005
Nationality	TUR

 ARIJANET ANAN MURIĆ	49
Position	Goalkeeper
Date of birth	07/11/1998
Nationality	KOS

Jog 85% - Run 14% - Sprint 1%			Km 9.827
8.259	1.368	0.127	

Jog 98% - Run 2% - Sprint 0%			Km 6.299
6.058	0.121	0.001	

Mvp Stats	
Minutes Played	99
Goals	1
Scoring Chances	0
Attempts	3
Attempts on target	2 (1)
Assists	0
Balls Played	51
Passes Completed	20
Passes Completed/Attempted (%)	66
Key Passes	2
Gained Possessions	2
Fouls Suffered	2

Mvp Stats	
Minutes Played	99
Goals	0
Scoring Chances	0
Attempts	0
Attempts on target	0 (0)
Assists	0
Balls Played	34
Passes Completed	16
Passes Completed/Attempted (%)	48
Key Passes	0
Gained Possessions	4
Fouls Suffered	0

The above statistics are considered final 24 hours after the end of the match.

The disciplinary sanctions are unofficial, as they come from real-time tracking during the match. They will become official following approval by the relevant bodies.

In the case of uncertainty over the identity of a goalscorer, Lega Serie A will confirm this the day after each round of matches is completed.

The official data providers are Kama, Hawk-Eye, Math and Sport.