

MATCH REPORT



Matchday 34
SERIE A CHAMPIONSHIP 2025-2026



GENOA



COMO

Genova 26/04/2026
LUIGI FERRARIS 15:00

Genova 26/04/2026 LUIGI FERRARIS 15:00



GENOA

0-2

COMO



LINE-UPS

GENOA

16	BIJLOW (GK)
27	MARCANDALLI
5	ØSTIGÅRD
34	OTOA
22	VÁSQUEZ
20	SABELLI
32	FRENDRUP
4	AMORIM
77	ELLERTSSON
9	VITINHA
21	EKHATOR



Bench

1	LEALI (GK)
39	SOMMARIVA (GK)
3	MARTÍN
10	MESSIAS
13	ZÄTTERSTRÖM
14	ONANA
17	MALINOVSKYI
29	COLOMBO
70	CORNET
73	MASINI
74	DOUCOURE
78	
80	GROSSI
99	O. LATIF

Head Coach: **DANIELE DE ROSSI**

Referee: **FEDERICO LA PENNA**
 Assistant referee: **VITO MASTRODONATO**
 Assistant referee: **MARCO CEOLIN**

COMO

(GK) BUTEZ	1
SMOLČIĆ	28
RAMÓN	14
DIEGO CARLOS	34
ÁLEX VALLE	3
PERRONE	23
DA CUNHA	33
DIAO	38
NICO PAZ	10
BATURINA	20
DOUVIKAS	11



Bench

(GK) TÖRNQVIST	21
(GK) VIGORITO	22
(GK) ČAVLINA	44
KEMPF	2
GOLDANIGA	5
CAQUERET	6
MORATA	7
LAHDO	15
JESÚS RODRÍGUEZ	17
ALBERTO MORENO	18
KÜHN	19
VAN DER BREMPT	77

Head Coach: **FRANCESC FÀBREGAS SOLER**

Fourth official: **ANDREA COLOMBO**
 V.A.R.: **MATTEO GARIGLIO**
 A.V.A.R.: **ALEANDRO DI PAOLO**

Genova 26/04/2026 LUIGI FERRARIS 15:00



GENOA

0-2

COMO



MATCH EVENTS



Legend:

- Goals
- Own goal
- Penalty
- Assist
- Yellow Card
- Substitution
- Red Card
- Double Yellow Card

Genova 26/04/2026 LUIGI FERRARIS 15:00



GENOA

0-2

COMO



GAME TIME



Effective
played time:
57%



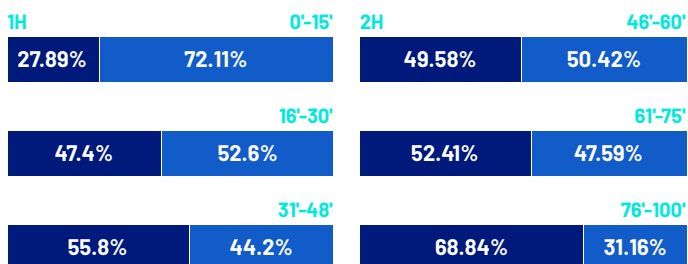
1st Half - 2nd Half
29'18" - 28'19"

BALL POSSESSION

GENOA

COMO

QUARTERS BALL POSSESSION



TEAM STATS

	GEN	COM
Attempts	10	6
Attempts on target	1	2
Attempts on target from penalty box	5	5
Post		1
Bar		
Attempts off target	6	2
Blocked Shots	3	1
Scoring Chances	1	
Key Passes	7	7
Assists		2
Fouls Committed	12	15
Corners	2	3
Offsides	3	3
Cross Completed/Total	6/17	4/10
Dribbling	10	8
Passes Completed	399	406
Passes Completed/Attempted (%)	83	85
Passes Final Third	74	74
Balls played forward	153	173
Long Passes	39	43
Saves		1
Gained Possessions	59	48

Genova 26/04/2026 LUIGI FERRARIS 15:00



GENOA

0-2

COMO



PLAYER STATS

GENOA		M	GC	OG	S	AS	CL	LB	FYC	SYC	RC								
16	BIJLOW	49'	1					6											
1	LEALI	52'	1					6											
GENOA		M	G	OG	A	AT	HW	SC	FS	BP	AS	KP	P	P(%)	PA	R	FYC	SYC	RC
27	MARCANDALLI	101'			1			1	70				46	88	12	9			
5	ØSTIGÅRD	101'							80		1	55	84	12	8				
34	OTOA	61'			1	1			57				42	95	7	2			
22	VÁSQUEZ	101'						2	77				46	88	15	11			
20	SABELLI	85'						2	56		1	31	77	20	4				
32	FRENDRUP	101'						2	56		1	41	91	21	10				
4	AMORIM	74'						1	46		1	30	83	13	2				
77	ELLERTSSON	101'			2			1	33			11	52	6	4				
9	VITINHA	101'			1		1	5	36		1	11	64	8	3				
21	EKHATOR	74'							20		1	6	60	6	3				
10	MESSIAS	40'			3			1	27			15	75	14	2	1			
17	MALINOVSKYI	27'			2				28			20	83	11					
29	COLOMBO	27'							6			3	75	2	1				
70	CORNET	17'							9		1	6	85	6					
COMO		M	GC	OG	S	AS	CL	LB	FYC	SYC	RC								
1	BUTEZ	101'			1		1	27											
COMO		M	G	OG	A	AT	HW	SC	FS	BP	AS	KP	P	P(%)	PA	R	FYC	SYC	RC
28	SMOLČIĆ	101'							61				37	80	22	6			
14	RAMÓN	101'							63				44	97	15	6			
34	DIEGO CARLOS	61'			1			1	47				35	92	5	4	1		
3	ÁLEX VALLE	101'						3	52		1	27	75	11	5				
23	PERRONE	101'			1				77				61	92	27	4			
33	DA CUNHA	101'						1	76	1	2	60	92	32	3				
38	DIAO	85'	1		1	1		1	31			16	80	15	2	1			
10	NICO PAZ	49'			2		1		30			17	77	12	2				
20	BATURINA	98'						2	48		3	32	86	21	6				
11	DOUVIKAS	85'	1		1	1		2	16			4	100	3					
2	KEMPF	40'							24				16	84	3	2	1		
6	CAQUERET	52'							23	1	1	10	83	5	3				
7	MORATA	17'						1	9			2	50	1					
19	KÜHN	4'							2							1			
77	VAN DER BREMPT	17'							10			8	88	1	1				

Legend

FYC	Yellow Card
OG	Owngoal
BP	Balls Played
SYC	Double Yellow Card
RC	Red Card
G	Goals
GC	Goal Conceded
M	Minutes Played
AS	Assists
FS	Fouls Suffered
A	Attempts
AT	Attempts on target
SC	Scoring Chances
HW	Hit Woodwork
S	Saves
CL	Clearences
LB	Long Ball
P(%)	Passes Completed/Attempted (%)
KP	Key Passes
PA	Balls played forward
P	Passes Completed
R	Gained Possessions

PLAYERS RANKING

Attempts		Attempts on target		Passes Final Third		Scoring Chances	
1	MESSIAS GEN 3	1	DIAO COM 1	1	DA CUNHA COM 16	1	VITINHA GEN 1
2	ELLERTSSON GEN 2	2	OTOA GEN 1	2	BATURINA COM 13		
3	NICO PAZ COM 2	3	DOUVIKAS COM 1	3	MESSIAS GEN 12		
4	MALINOVSKYI GEN 2			4	DIAO COM 11		
5	MARCANDALLI GEN 1			5	SABELLI GEN 11		
Crosses		Passes Completed		Key Passes		Dribbling	
1	SABELLI GEN 4	1	PERRONE COM 61	1	BATURINA COM 3	1	VÁSQUEZ GEN 3
2	VÁSQUEZ GEN 3	2	DA CUNHA COM 60	2	DA CUNHA COM 2	2	BATURINA COM 3
3	DA CUNHA COM 3	3	ØSTIGÅRD GEN 55	3	AMORIM GEN 1	3	VITINHA GEN 2
4	VITINHA GEN 3	4	MARCANDALLI GEN 46	4	EKHATOR GEN 1	4	AMORIM GEN 1
5	DIAO COM 2	5	VÁSQUEZ GEN 46	5	ØSTIGÅRD GEN 1	5	DIAO COM 1

Genova 26/04/2026 LUIGI FERRARIS 15:00



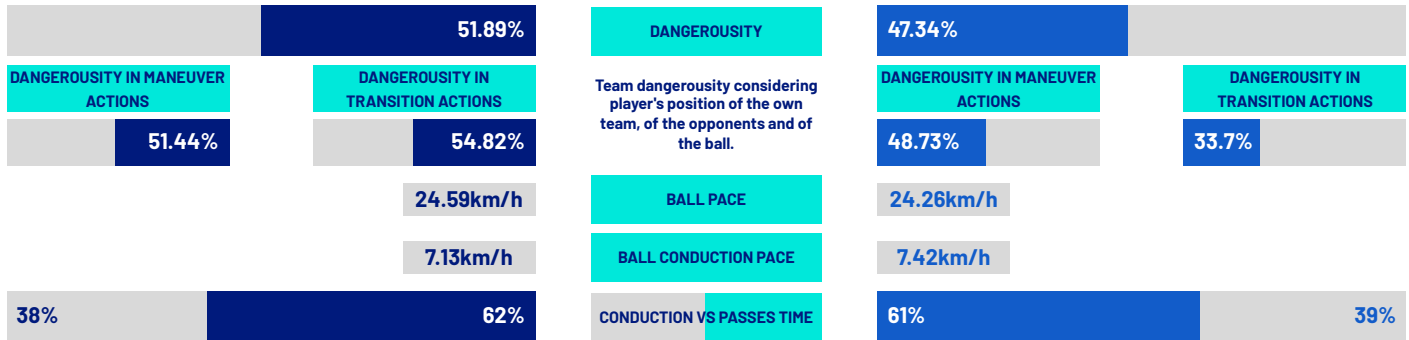
GENOA

0-2

COMO



TEAM INDICATORS



RECORDMEN

PASS GAIN

Number of players overtaken by a vertical pass (only successful passes are considered).

It shows how much a player tends to overcome the opponent's pressure lines.

1	20	STEFANO SABELLI	4	1	6	MAXENCE CAQUERET	7
2	5	LEO ØSTIGÅRD	3	2	38	ASSANE DIAO	4
3	22	JOHAN VÁSQUEZ	2.5	3	1	JEAN BUTEZ	4
4	32	MORTEN FRENDRUP	2	4	34	DIEGO CARLOS	4
5	77	MIKAEL ELLERTSSON	2	5	3	ÁLEX VALLE	3.67

PASS RISK

Measures the player's propensity to risk the pass (only successful passes are considered).

1	20	STEFANO SABELLI	99%	1	11	TASOS DOUVIKAS	88%
2	21	JEFF EKHATOR	53.5%	2	1	JEAN BUTEZ	47.5%
3	22	JOHAN VÁSQUEZ	51%	3	3	ÁLEX VALLE	47%
4	77	MIKAEL ELLERTSSON	5%	4	10	NICO PAZ	29.5%
5	5	LEO ØSTIGÅRD	4%	5	14	JACOBO RAMÓN	29.5%

RECEIVED PRESSURE

How much the player with the ball is pressed by the opposite team.

It depends on the speed, running direction and distance from the opponent who is at a shorter distance.

1	29	LORENZO COLOMBO	76.05%	1	11	TASOS DOUVIKAS	69.19%
2	21	JEFF EKHATOR	72.54%	2	7	ÁLVARO MORATA	67.01%
3	9	VITINHA	67.05%	3	10	NICO PAZ	66.06%
4	32	MORTEN FRENDRUP	61.95%	4	6	MAXENCE CAQUERET	62.15%
5	10	JUNIOR MESSIAS	60.47%	5	20	MARTIN BATURINA	57.89%

PASS AVAILABILITY

Ability of a player to get away from opponents to receive the ball.

It is computed for all the teammates of the player in possession.

1	22	JOHAN VÁSQUEZ	81.81%	1	77	IGNACE VAN DER BREMPT	83.78%
2	27	ALESSANDRO MARCANDALLI	81.6%	2	34	DIEGO CARLOS	83.03%
3	34	SEBASTIAN OTOA	80.47%	3	14	JACOBO RAMÓN	81.63%
4	70	MAXWEL CORNET	78.22%	4	28	IVAN SMOLČIĆ	76.84%
5	5	LEO ØSTIGÅRD	78.09%	5	2	MARC-OLIVER KEMPF	76.59%

Genova 26/04/2026 LUIGI FERRARIS 15:00



GENOA

0-2

COMO



PLAYERS RANKING (ATHLETICS PERFORMANCE)

Jog - Run - Sprint (km)			
1	MORTEN WETCHE FRENDRUP	Total	11.245
		8.115	2.937
		0.164	
2	VITOR MANUEL CARVALHO DE OLIVEIRA	Total	10.711
		8.235	2.228
		0.196	
3	JOHAN FELIPE VASQUEZ IBARRA	Total	10.444
		8.071	2.117
		0.181	
4	MIKAEL EGILL ELLERTSSON	Total	9.867
		7.569	1.864
		0.358	
5	LEO SKIRI OSTIGARD	Total	9.274
		7.639	1.408
		0.147	

Jog - Run - Sprint (km)			
1	MAXIMO PERRONE RODRIGUEZ	Total	10.418
		8.627	1.663
		0.089	
2	MARTIN BATURINA	Total	10.226
		7.810	2.240
		0.133	
3	ALEX VALLE GOMEZ	Total	10.203
		7.349	2.480
		0.310	
4	IVAN SMOLČIĆ	Total	10.162
		7.902	1.984
		0.224	
5	LUCAS DA CUNHA	Total	9.945
		7.814	1.846
		0.221	

AVG Speed km/h (run)			
1	CORNET	GEN	19.856
2	EKHATOR	GEN	19.765
3	COLOMBO	GEN	19.653
4	VÁSQUEZ	GEN	19.618
5	ELLERTSSON	GEN	19.560

AVG Speed km/h (run)			
1	VAN DER BREMPT	COM	19.809
2	MORATA	COM	19.679
3	CAQUERET	COM	19.666
4	DIAO	COM	19.624
5	DOUVIKAS	COM	19.587

AVG Speed km/h (sprint)			
1	MARCANDALLI	GEN	28.951
2	EKHATOR	GEN	28.385
3	CORNET	GEN	28.275
4	ELLERTSSON	GEN	27.718
5	OTOA	GEN	27.320

AVG Speed km/h (sprint)			
1	MORATA	COM	28.367
2	DA CUNHA	COM	28.321
3	DIAO	COM	27.659
4	DIEGO CARLOS	COM	27.564
5	CAQUERET	COM	27.379

TEAM STATS (ATHLETICS PERFORMANCE)

Distance Covered (km) 105.010

Distance Covered (km) 103.838

Jog - Run - Sprint (km)		
81.651	20.453	2.151

Jog - Run - Sprint (km)		
82.182	18.973	1.979

Fitness data displayed in the report are the ones collected in real time and could be different to the post-processed ones, delivered to the coaching staff

Jog:	0-7 km/h	Run:	7.1-15 km/h	Sprint:	15.1+ km/h	Jog + Run + Sprint:	Distance covered
TOP Sprinter:	Top five players per team						

Genova 26/04/2026 LUIGI FERRARIS 15:00



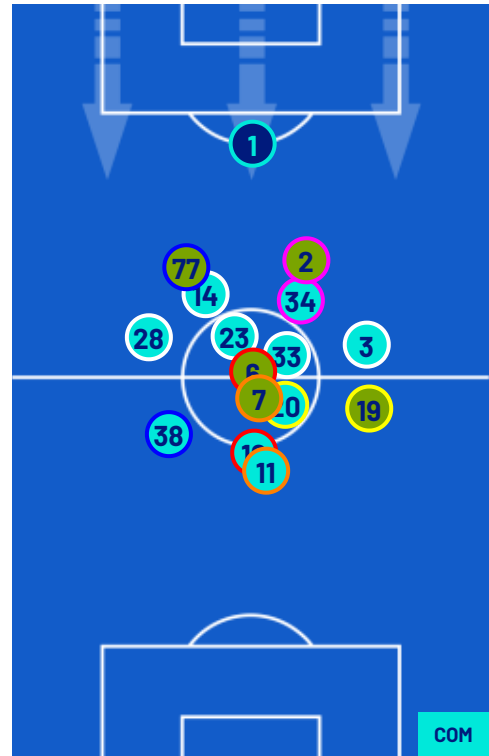
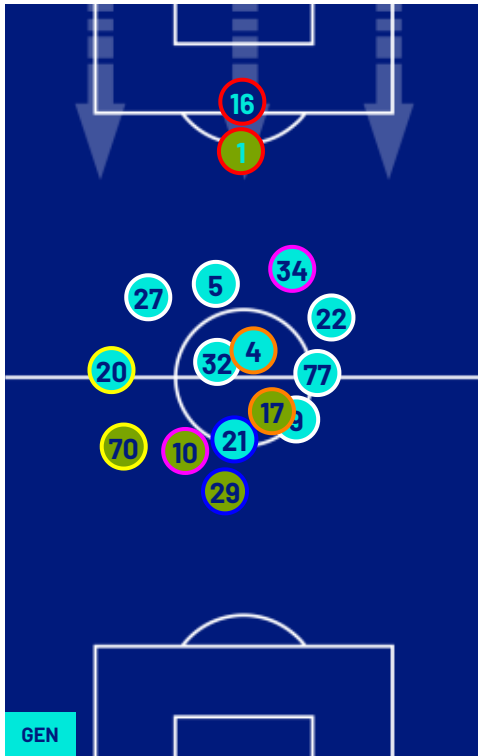
GENOA

0-2

COMO



PLAYERS AVERAGE POSITIONS



- Legend:
- | | | | | |
|------------------|-----------|------------|---------------------------|-----------|
| 1st Substitution | Player In | Player Out | Player In Substitution Of | Player In |
| 2nd Substitution | Player In | Player Out | Player In Substitution Of | Player In |
| 3rd Substitution | Player In | Player Out | Player In Substitution Of | Player In |
| 4th Substitution | Player In | Player Out | Player In Substitution Of | Player In |
| 5th Substitution | Player In | Player Out | Player In Substitution Of | Player In |

Genova 26/04/2026 LUIGI FERRARIS 15:00



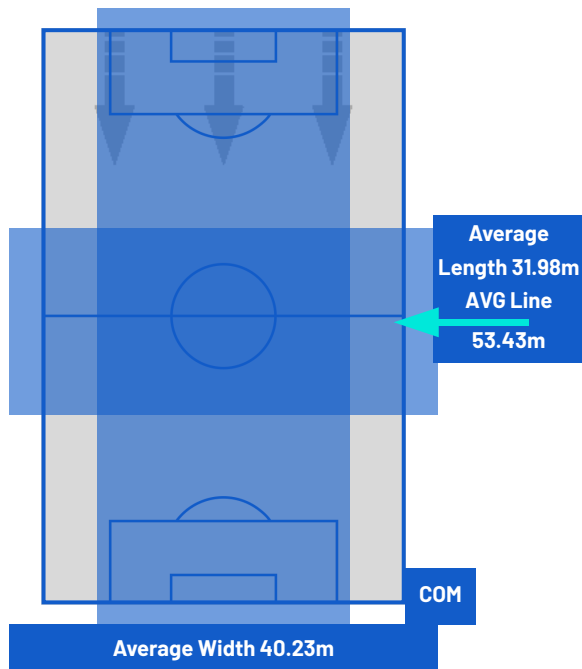
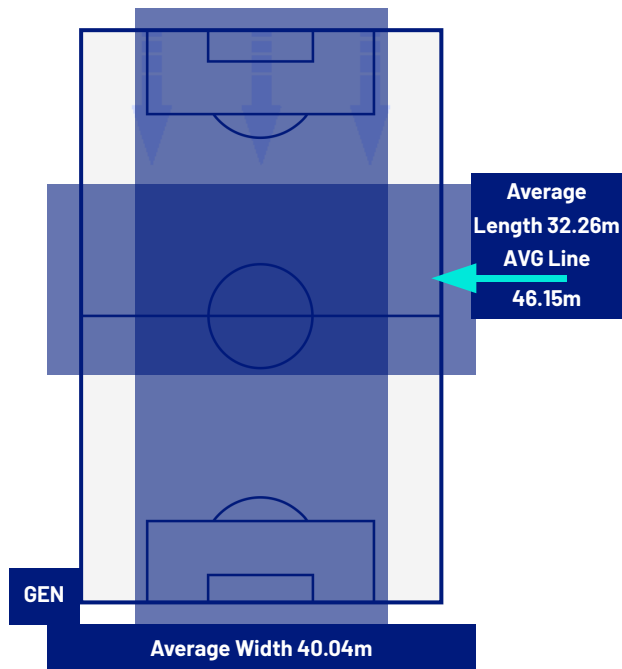
GENOA

0-2

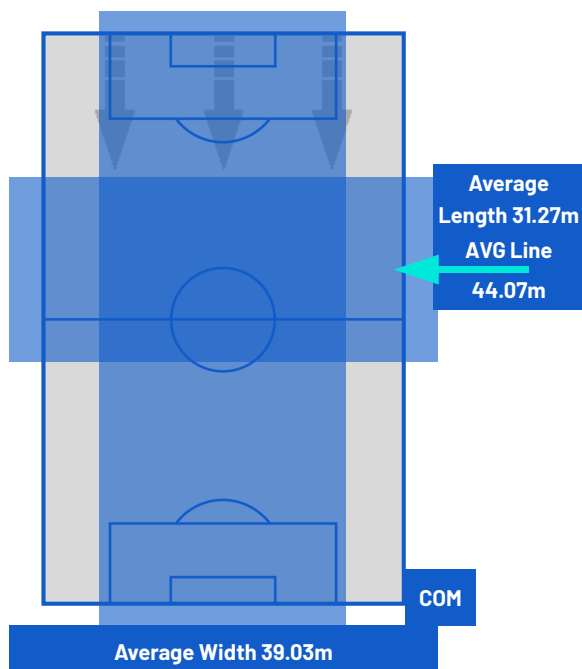
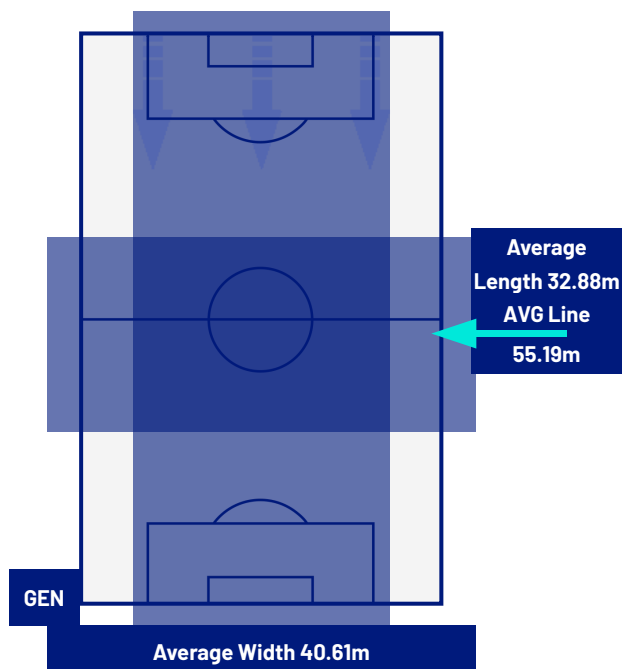
COMO



TEAM'S DEFENSE POSITION 1ST HALF



TEAM'S DEFENSE POSITION 2ND HALF



Genova 26/04/2026 LUIGI FERRARIS 15:00



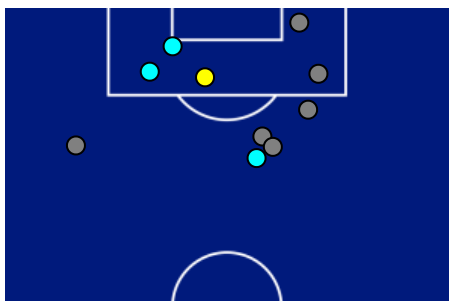
GENOA

0-2

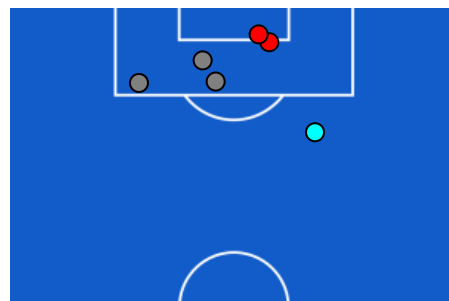
COMO



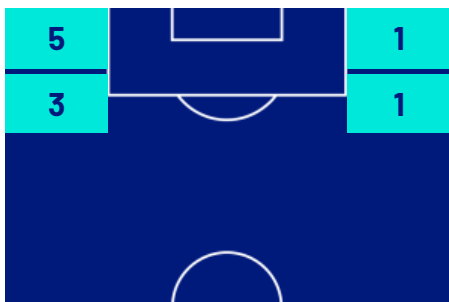
ATTEMPTS MAP



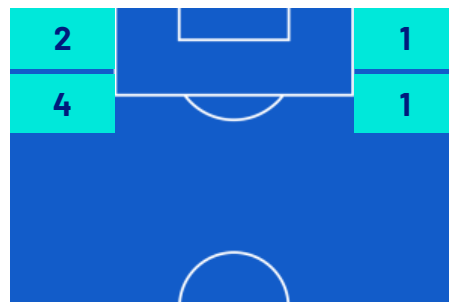
0	Goals	2
1	On target	2
6	Off target	2
3	Blocked	1



OPEN PLAY CROSSES MAP



6	Crosses completed	4
17	Total crosses	10
35	Accuracy (%)	40



752	Total Balls Played	738
252	DEFENSIVE	308
307	MIDFIELD	277
193	ATTACK ZONE	153

Genova 26/04/2026 LUIGI FERRARIS 15:00



GENOA

0-2

COMO



KEY PLAYERS



VITOR MANUEL CARVALHO DE OLIVEIRA

9



ANASTASIOS DOUVIKAS

11

Position	Forward
Date of birth	15/03/2000
Nationality	POR

Position	Forward
Date of birth	02/08/1999
Nationality	GRE

Jog 77% - Run 21% - Sprint 2% **Km 10.711**

8.235 2.228 0.196

Mvp Stats

Minutes Played	101
Goals	0
Scoring Chances	1
Attempts	1
Attempts on target	0 (0)
Assists	0
Balls Played	36
Passes Completed	11
Passes Completed/Attempted (%)	64
Key Passes	1
Gained Possessions	3
Fouls Suffered	5

Jog 78% - Run 20% - Sprint 2% **Km 8.280**

6.408 1.624 0.175

Mvp Stats

Minutes Played	85
Goals	1
Scoring Chances	0
Attempts	1
Attempts on target	1 (1)
Assists	0
Balls Played	16
Passes Completed	4
Passes Completed/Attempted (%)	100
Key Passes	0
Gained Possessions	0
Fouls Suffered	2

The above statistics are considered final 24 hours after the end of the match.

The disciplinary sanctions are unofficial, as they come from real-time tracking during the match. They will become official following approval by the relevant bodies.

In the case of uncertainty over the identity of a goalscorer, Lega Serie A will confirm this the day after each round of matches is completed.

The official data providers are Kama, Hawk-Eye, Math and Sport.