

# MATCH REPORT



Matchday 33  
SERIE A CHAMPIONSHIP 2025-2026



**NAPOLI**



**LAZIO**

Napoli 18/04/2026  
DIEGO ARMANDO MARADONA 18:00

Napoli 18/04/2026 DIEGO ARMANDO MARADONA 18:00



**NAPOLI**

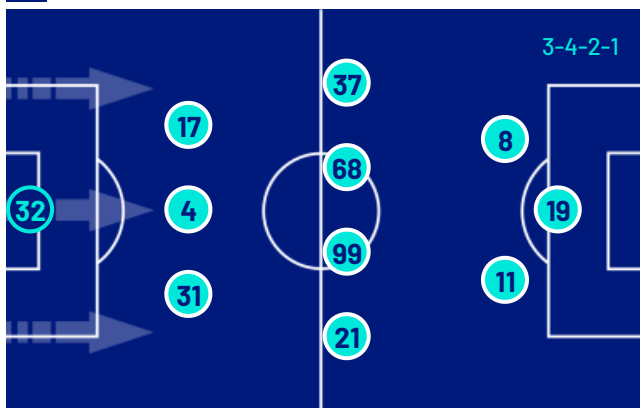
**0-2**

**LAZIO**



## LINE-UPS

NAPOLI	
32	MILINKOVIĆ-SAVIĆ (GK)
31	BEUKEMA
4	BUONGIORNO
17	OLIVERA
21	POLITANO
99	ANGUISSA
68	LOBOTKA
37	SPINAZZOLA
11	DE BRUYNE
8	MCTOMINAY
19	HØJLUND



Bench	
1	MERET (GK)
14	CONTINI (GK)
3	GUTIÉRREZ
5	JUAN JESUS
6	GILMOUR
13	RRAHMANI
20	ELMAS
23	GIOVANE
27	ALISSON
30	MAZZOCCHI

LAZIO	
(GK)	MOTTA 40
	LAZZARI 29
	GILA 34
	ROMAGNOLI 13
	NUNO TAVARES 17
	BAŠIĆ 26
	CATALDI 32
	TAYLOR 24
	CANCELLIERI 22
	NOSLIN 14
	ZACCAGNI 10



Bench	
	(GK) PANNOZZO 72
	(GK) GIACOMONE 99
	LU. PELLEGRINI 3
	PATRIC 4
	DELE-BASHIRU 7
	PEDRO 9
	ISAKSEN 18
	DIA 19
	RATKOV 20
	BELAHYANE 21
	HYSAJ 23
	PROVSTGAARD 25
	MALDINI 27
	PRZYBOREK 28

Head Coach: **ANTONIO CONTE**

Head Coach: **MAURIZIO SARRI**

Referee: **LUCA ZUFFERLI**  
 Assistant referee: **ALESSANDRO LO CICERO**  
 Assistant referee: **DARIO CECCONI**

Fourth official: **ERMANNO FELICIANI**  
 V.A.R.: **MARCO DI BELLO**  
 A.V.A.R.: **FRANCESCO MERAUVIGLIA**

Napoli 18/04/2026 DIEGO ARMANDO MARADONA 18:00



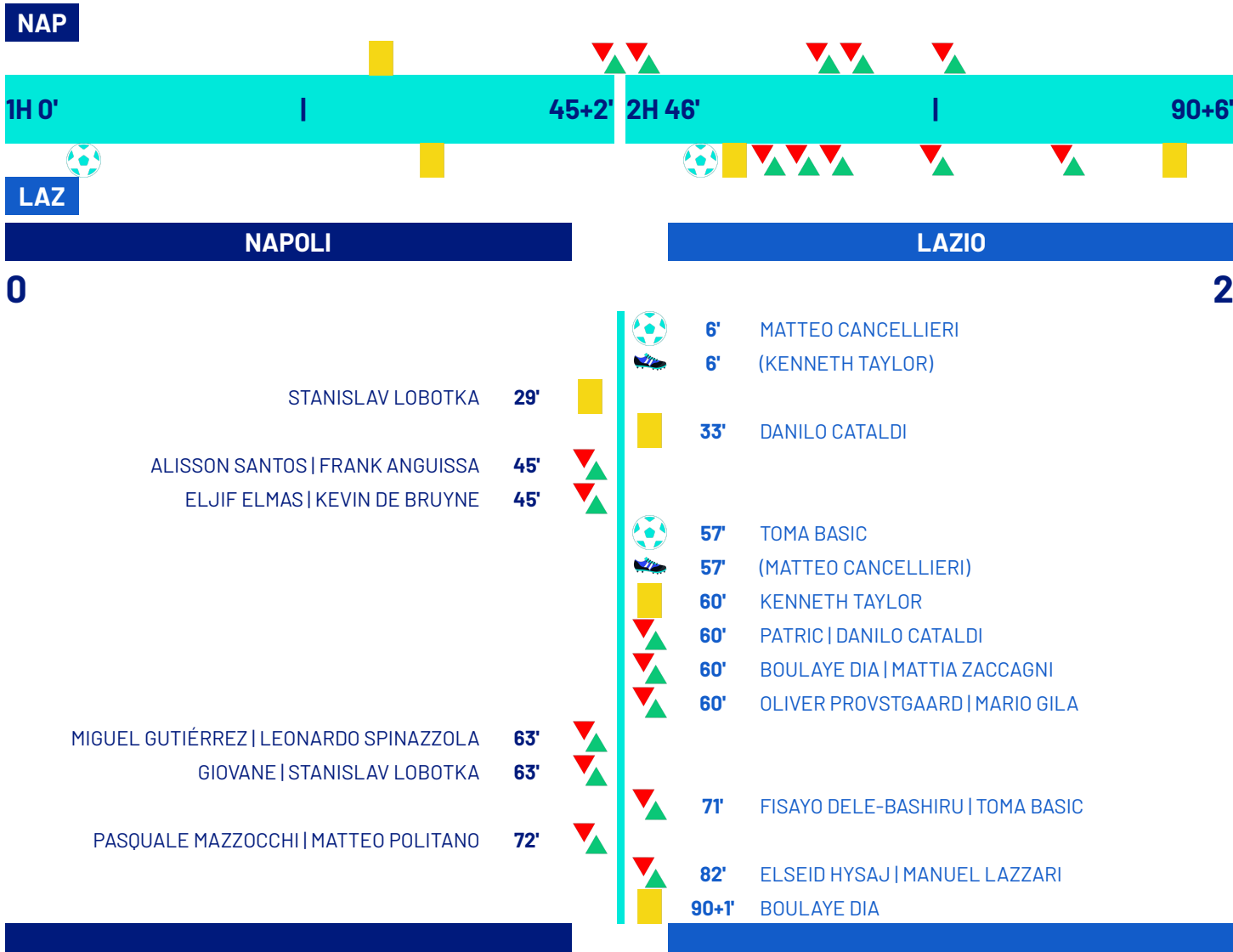
**NAPOLI**

**0-2**

**LAZIO**



## MATCH EVENTS



### Legend:

- Goals
- Own goal
- Penalty
- Assist
- Yellow Card
- Substitution
- Red Card
- Double Yellow Card

Napoli 18/04/2026 DIEGO ARMANDO MARADONA 18:00



NAPOLI

0-2

LAZIO



## GAME TIME



Effective  
played time:  
63%



1st Half - 2nd Half  
31'11" - 29'19"

## BALL POSSESSION

NAPOLI

LAZIO

### QUARTERS BALL POSSESSION

1H	0'-15'	2H	46'-60'
58.29%	41.71%	58.89%	41.11%
	16'-30'		61'-75'
74.86%	25.14%	60.54%	39.46%
	31'-46'		76'-96'
64.55%	35.45%	77%	23%

## TEAM STATS

	NAP	LAZ
Attempts	12	13
Attempts on target		7
Attempts on target from penalty box	9	8
Post	1	
Bar		
Attempts off target	4	5
Blocked Shots	6	1
Scoring Chances		4
Key Passes	9	10
Assists		2
Fouls Committed	11	9
Corners	12	
Offsides	2	
Cross Completed/Total	4/40	1/3
Dribbling	7	3
Passes Completed	621	297
Passes Completed/Attempted (%)	92	84
Passes Final Third	142	63
Balls played forward	312	109
Long Passes	46	34
Saves	5	
Gained Possessions	37	41

Napoli 18/04/2026 DIEGO ARMANDO MARADONA 18:00



NAPOLI

0-2

LAZIO



## PLAYER STATS

NAPOLI		M	GC	OG	S	AS	CL	LB	FYC	SYC	RC
32	MILINKOVIĆ-SAVIĆ	97'	2		5			12			
LAZIO		M	GC	OG	S	AS	CL	LB	FYC	SYC	RC
40	MOTTA	97'					3	18			

	M	G	OG	A	AT	HW	SC	FS	BP	AS	KP	P	P(%)	PA	R	FYC	SYC	RC
31	BEUKEMA	97'		1				106				91	95	40				
4	BUONGIORNO	97'					1	116		1	99	98	26	4				
17	OLIVERA	97'		1				126				99	93	39	7			
21	POLITANO	74'		1			1	60		1	35	87	30	2				
99	ANGUISSA	47'		1			1	32				24	85	12	4			
68	LOBOTKA	64'						75				63	92	28	9	1		
37	SPINAZZOLA	64'					1	42		1	33	89	21	2				
11	DE BRUYNE	47'		1				29		1	20	86	18					
8	MCTOMINAY	97'		2			2	57				41	89	22	6			
19	HOJLUND	97'		3			1	18		1	8	100	4					
3	GUTIÉRREZ	33'						24		1	18	94	17					
20	ELMAS	51'					1	31				24	92	13	1			
23	GIOVANE	33'		1				14				6	85	6	1			
27	ALISSON	51'		1		1		38		2	23	92	22					
30	MAZZOCCHI	24'						19		1	16	100	14	1				

	M	G	OG	A	AT	HW	SC	FS	BP	AS	KP	P	P(%)	PA	R	FYC	SYC	RC
29	LAZZARI	83'		2	1			38				25	92	13	1			
34	GILA	61'						40				28	90	5	9			
13	ROMAGNOLI	97'						43				25	92	2	3			
17	NUNO TAVARES	97'		2	1		1	64				39	84	14	4			
26	BAŠIĆ	72'	1		2	2		1	33		3	25	92	11	1			
32	CATALDI	61'						34		1	20	86	6	3	1			
24	TAYLOR	97'		1			2	37	1	1	25	86	15	1	1			
22	CANCELLIERI	97'	1		2	2		1	46	1	2	17	73	13	7			
14	NOSLIN	97'		2			1	3	40		1	16	69	8	2			
10	ZACCAGNI	61'		2	1		2	2	43		2	27	79	12	3			
4	PATRIC	36'						18				12	100	4				
7	DELE-BASHIRU	25'						6				4	100	2	1			
19	DIA	36'					2	9				6	85	4	1	1		
23	HYSAJ	14'						2				1	50					
25	PROVSTGAARD	36'						12				6	75		2			

## Legend

FYC	Yellow Card
OG	Owngoal
BP	Balls Played
SYC	Double Yellow Card
RC	Red Card
G	Goals
GC	Goal Conceded
M	Minutes Played
AS	Assists
FS	Fouls Suffered
A	Attempts
AT	Attempts on target
SC	Scoring Chances
HW	Hit Woodwork
S	Saves
CL	Clearences
LB	Long Ball
P(%)	Passes Completed/Attempted (%)
KP	Key Passes
PA	Balls played forward
P	Passes Completed
R	Gained Possessions

## PLAYERS RANKING

Attempts			Attempts on target			Passes Final Third			Scoring Chances		
1	HOJLUND	NAP 3	1	CANCELLIERI	LAZ 2	1	POLITANO	NAP 20	1	ZACCAGNI	LAZ 2
2	LAZZARI	LAZ 2	2	BAŠIĆ	LAZ 2	2	LOBOTKA	NAP 15	2	NUNO TAVARES	LAZ 1
3	CANCELLIERI	LAZ 2	3	LAZZARI	LAZ 1	3	ALISSON	NAP 14	3	NOSLIN	LAZ 1
4	ZACCAGNI	LAZ 2	4	ZACCAGNI	LAZ 1	4	DE BRUYNE	NAP 14			
5	NUNO TAVARES	LAZ 2	5	NUNO TAVARES	LAZ 1	5	SPINAZZOLA	NAP 13			

Crosses			Passes Completed			Key Passes			Dribbling		
1	POLITANO	NAP 12	1	BUONGIORNO	NAP 99	1	BAŠIĆ	LAZ 3	1	POLITANO	NAP 3
2	ALISSON	NAP 7	2	OLIVERA	NAP 99	2	ALISSON	NAP 2	2	ALISSON	NAP 1
3	GIOVANE	NAP 4	3	BEUKEMA	NAP 91	3	CANCELLIERI	LAZ 2	3	CATALDI	LAZ 1
4	DE BRUYNE	NAP 4	4	LOBOTKA	NAP 63	4	ZACCAGNI	LAZ 2	4	GIOVANE	NAP 1
5	GUTIÉRREZ	NAP 4	5	MCTOMINAY	NAP 41	5	BUONGIORNO	NAP 1	5	ZACCAGNI	LAZ 1

Napoli 18/04/2026 DIEGO ARMANDO MARADONA 18:00



**NAPOLI**

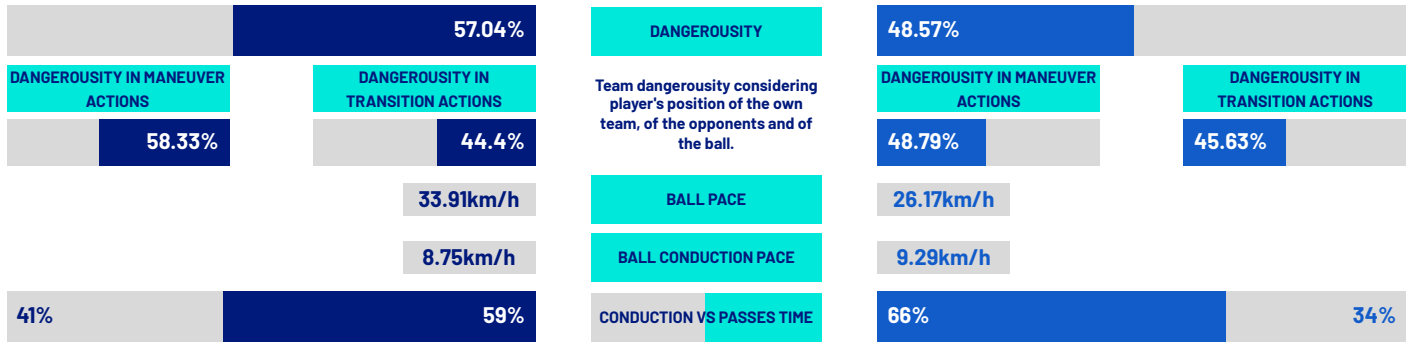
**0-2**

**LAZIO**



## COACH

### TEAM INDICATORS



### RECORDMEN

#### PASS GAIN

Number of players overtaken by a vertical pass (only successful passes are considered).

It shows how much a player tends to overcome the opponent's pressure lines.

1	3	MIGUEL GUTIÉRREZ	5	1	40	EDOARDO MOTTA	3.6
2	11	KEVIN DE BRUYNE	4	2	24	KENNETH TAYLOR	3.25
3	21	MATTEO POLITANO	3.38	3	17	NUNO TAVARES	3
4	8	SCOTT MCTOMINAY	3.17	4	26	TOMA BASIC	2.67
5	17	MATHÍAS OLIVERA	3.11	5	22	MATTEO CANCELLIERI	2.33

#### PASS RISK

Measures the player's propensity to risk the pass (only successful passes are considered).

1	68	STANISLAV LOBOTKA	37%	1	14	TIJJANI NOSLIN	93%
2	27	ALISSON SANTOS	34.75%	2	17	NUNO TAVARES	47.25%
3	21	MATTEO POLITANO	26.3%	3	40	EDOARDO MOTTA	41%
4	8	SCOTT MCTOMINAY	23.67%	4	13	ALESSIO ROMAGNOLI	40.8%
5	17	MATHÍAS OLIVERA	13.33%	5	24	KENNETH TAYLOR	39.67%

#### RECEIVED PRESSURE

How much the player with the ball is pressed by the opposite team.

It depends on the speed, running direction and distance from the opponent who is at a shorter distance.

1	19	RASMUS HØJLUND	76.78%	1	19	BOULAYE DIA	67.11%
2	23	GIOVANE	69.29%	2	14	TIJJANI NOSLIN	66.06%
3	99	FRANK ANGUISSA	64.26%	3	7	FISAYO DELE-BASHIRU	63.97%
4	8	SCOTT MCTOMINAY	64.06%	4	4	PATRIC	63.85%
5	20	ELJIF ELMAS	64.03%	5	24	KENNETH TAYLOR	60.53%

#### PASS AVAILABILITY

Ability of a player to get away from opponents to receive the ball.

It is computed for all the teammates of the player in possession.

1	30	PASQUALE MAZZOCCHI	84.02%	1	34	MARIO GILA	82.28%
2	4	ALESSANDRO BUONGIORNO	82.69%	2	29	MANUEL LAZZARI	77.89%
3	21	MATTEO POLITANO	82.52%	3	13	ALESSIO ROMAGNOLI	74.93%
4	37	LEONARDO SPINAZZOLA	79.58%	4	17	NUNO TAVARES	74.43%
5	17	MATHÍAS OLIVERA	79.11%	5	22	MATTEO CANCELLIERI	69.95%

Napoli 18/04/2026 DIEGO ARMANDO MARADONA 18:00



NAPOLI

0-2

LAZIO



## PLAYERS RANKING (ATHLETICS PERFORMANCE)

Jog - Run - Sprint (km)			
1	SCOTT FRANCIS MCTOMINAY	Total 11.596	
	8.780	2.627	0.157
2	MATHIAS OLIVERA MIRAMONTES	Total 10.871	
	7.896	2.731	0.205
3	SAM BEUKEMA	Total 10.164	
	7.888	2.071	0.158
4	ALESSANDRO BUONGIORNO	Total 9.976	
	8.244	1.420	0.274
5	RASMUS WINTHER HØJLUND	Total 9.711	
	7.893	1.488	0.286

Jog - Run - Sprint (km)			
1	KENNETH INA DOROTHEA TAYLOR	Total 11.610	
	9.090	2.392	0.096
2	NUNO ALBERTINO VARELA TAVARES	Total 10.776	
	8.249	1.957	0.492
3	TIJJANI NOSLIN	Total 10.721	
	8.229	2.023	0.404
4	MATTEO CANCELLIERI	Total 10.312	
	7.792	2.164	0.307
5	ALESSIO ROMAGNOLI	Total 9.955	
	8.351	1.518	0.015

AVG Speed km/h (run)			
1	GIOVANE	NAP	19.800
2	GUTIÉRREZ	NAP	19.711
3	HØJLUND	NAP	19.569
4	OLIVERA	NAP	19.558
5	ANGUISSA	NAP	19.531

AVG Speed km/h (run)			
1	GILA	LAZ	19.679
2	HYSAJ	LAZ	19.611
3	ZACCAGNI	LAZ	19.606
4	NUNO TAVARES	LAZ	19.585
5	LAZZARI	LAZ	19.549

AVG Speed km/h (sprint)			
1	POLITANO	NAP	28.776
2	SPINAZZOLA	NAP	28.190
3	HØJLUND	NAP	27.849
4	ALISSON	NAP	27.693
5	BUONGIORNO	NAP	27.493

AVG Speed km/h (sprint)			
1	NUNO TAVARES	LAZ	29.214
2	GILA	LAZ	28.247
3	NOSLIN	LAZ	28.165
4	CANCELLIERI	LAZ	28.003
5	LAZZARI	LAZ	27.966

## TEAM STATS (ATHLETICS PERFORMANCE)

Distance Covered (km) 110.486

Distance Covered (km) 111.576

Jog - Run - Sprint (km)		
84.810	22.570	2.550

Jog - Run - Sprint (km)		
86.881	21.531	2.467

Fitness data displayed in the report are the ones collected in real time and could be different to the post-processed ones, delivered to the coaching staff

Jog:	0-7 km/h	Run:	7.1-15 km/h	Sprint:	15.1+ km/h	Jog + Run + Sprint:	Distance covered
TOP Sprinter:	Top four players per team						

Napoli 18/04/2026 DIEGO ARMANDO MARADONA 18:00



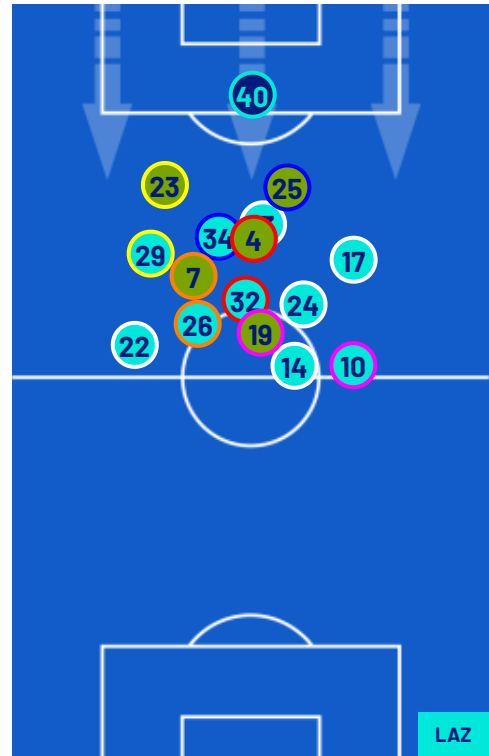
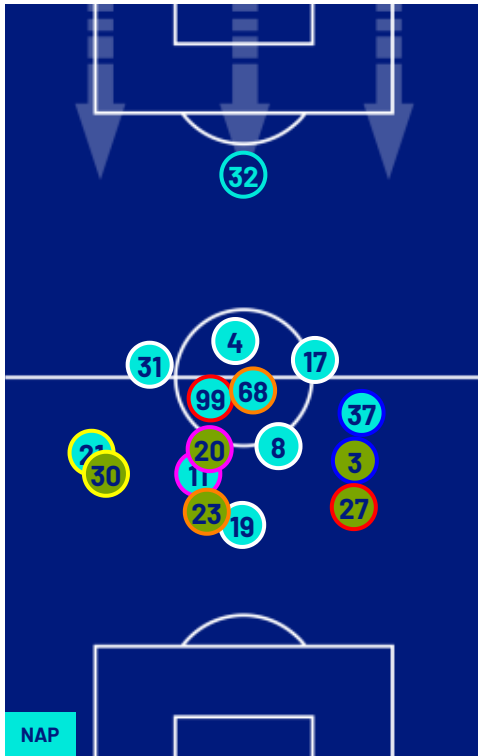
NAPOLI

0-2

LAZIO



## PLAYERS AVERAGE POSITIONS



- Legend:
- |                  |             |              |                             |   |
|------------------|-------------|--------------|-----------------------------|---|
| 1st Substitution | ● Player In | ○ Player Out | ■ Player In Substitution Of | ● |
| 2nd Substitution | ● Player In | ○ Player Out | ■ Player In Substitution Of | ● |
| 3rd Substitution | ● Player In | ○ Player Out | ■ Player In Substitution Of | ● |
| 4th Substitution | ● Player In | ○ Player Out | ■ Player In Substitution Of | ● |
| 5th Substitution | ● Player In | ○ Player Out | ■ Player In Substitution Of | ● |

Napoli 18/04/2026 DIEGO ARMANDO MARADONA 18:00



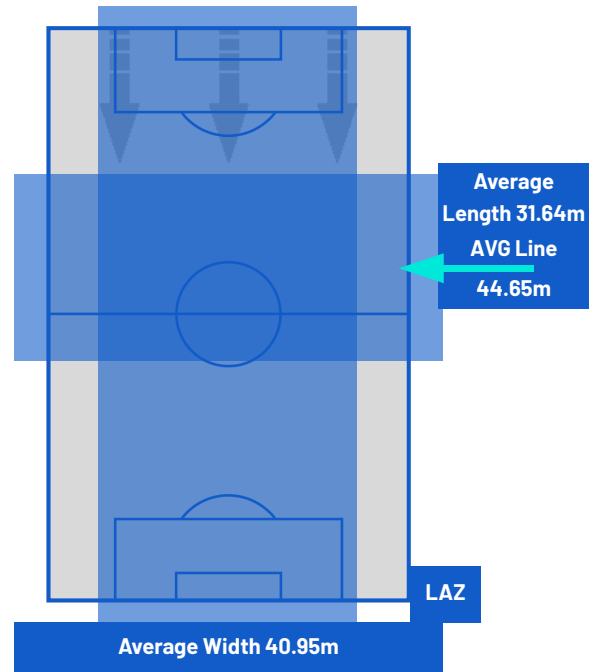
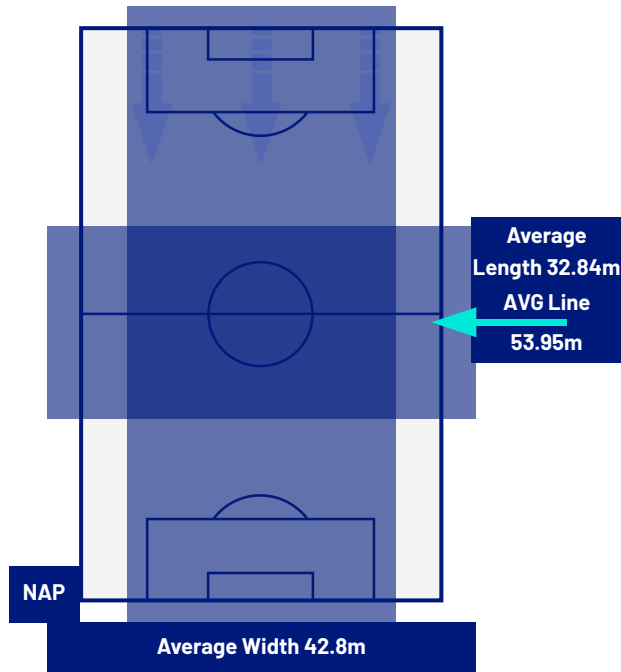
NAPOLI

0-2

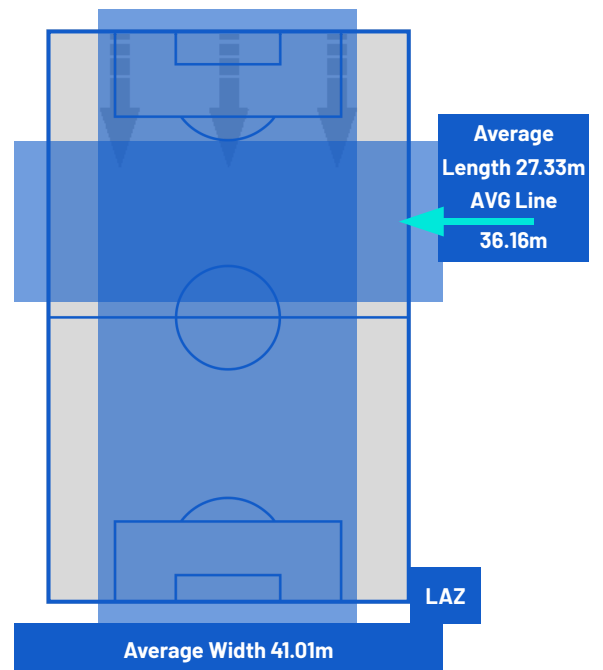
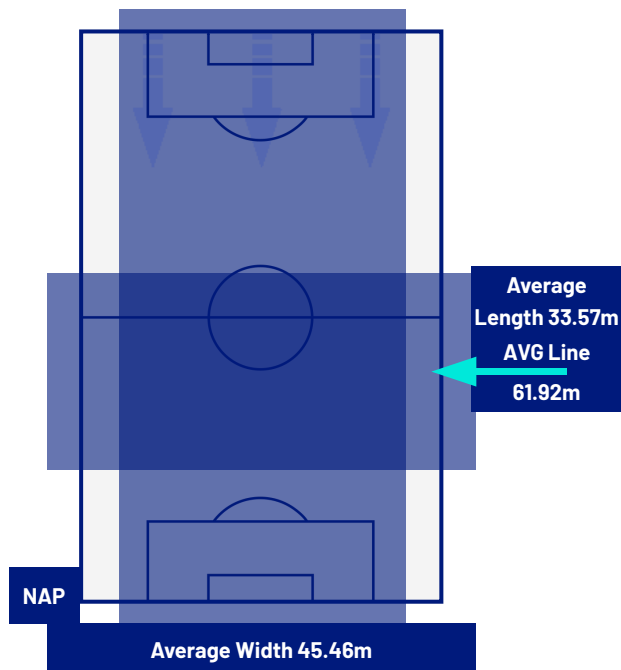
LAZIO



## TEAM'S DEFENSE POSITION 1ST HALF



## TEAM'S DEFENSE POSITION 2ND HALF



Napoli 18/04/2026 DIEGO ARMANDO MARADONA 18:00



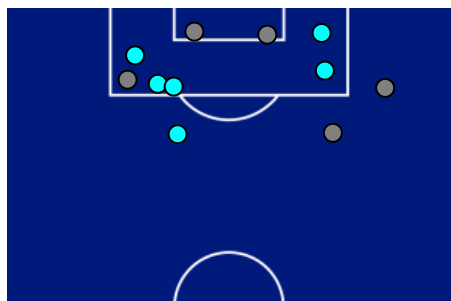
**NAPOLI**

**0-2**

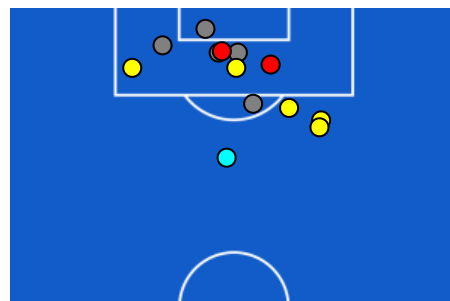
**LAZIO**



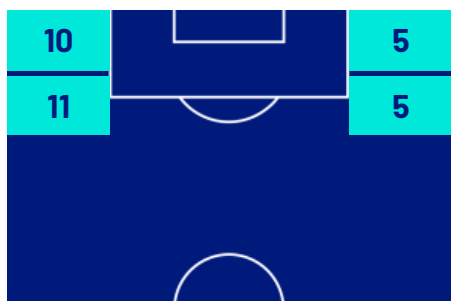
## ATTEMPTS MAP



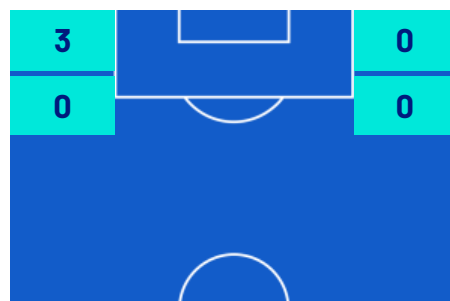
0	Goals	2
0	On target	7
4	Off target	5
6	Blocked	1



## OPEN PLAY CROSSES MAP



4	Crosses completed	1
40	Total crosses	3
10	Accuracy (%)	33



907	Total Balls Played	574
182	DEFENSIVE	270
440	MIDFIELD	190
285	ATTACK ZONE	114



Matchday 33  
SERIE A CHAMPIONSHIP 2025-2026

# MATCH REPORT

Napoli 18/04/2026 DIEGO ARMANDO MARADONA 18:00



**NAPOLI**

**0-2**

**LAZIO**



## KEY PLAYERS

	<b>ALISSON DE ALMEIDA SANTOS</b>	<b>27</b>
Position	Forward	
Date of birth	27/09/2002	
Nationality	BRA	

**Jog 74% - Run 23% - Sprint 3% Km 4.595**

<b>3.381</b>	<b>1.043</b>	<b>0.130</b>
--------------	--------------	--------------

### Mvp Stats

Minutes Played	<b>51</b>
Goals	<b>0</b>
Scoring Chances	<b>0</b>
Attempts	<b>1</b>
Attempts on target	<b>0 (0)</b>
Assists	<b>0</b>
Balls Played	<b>38</b>
Passes Completed	<b>23</b>
Passes Completed/Attempted (%)	<b>92</b>
Key Passes	<b>2</b>
Gained Possessions	<b>0</b>
Fouls Suffered	<b>0</b>

	<b>MARIO GILA FUENTES</b>	<b>34</b>
Position	Defender	
Date of birth	29/08/2000	
Nationality	ESP	

**Jog 79% - Run 17% - Sprint 4% Km 6.564**

<b>5.158</b>	<b>1.113</b>	<b>0.243</b>
--------------	--------------	--------------

### Mvp Stats

Minutes Played	<b>61</b>
Goals	<b>0</b>
Scoring Chances	<b>0</b>
Attempts	<b>0</b>
Attempts on target	<b>0 (0)</b>
Assists	<b>0</b>
Balls Played	<b>40</b>
Passes Completed	<b>28</b>
Passes Completed/Attempted (%)	<b>90</b>
Key Passes	<b>0</b>
Gained Possessions	<b>9</b>
Fouls Suffered	<b>0</b>

The above statistics are considered final 24 hours after the end of the match.

The disciplinary sanctions are unofficial, as they come from real-time tracking during the match. They will become official following approval by the relevant bodies.

In the case of uncertainty over the identity of a goalscorer, Lega Serie A will confirm this the day after each round of matches is completed.

The official data providers are Kama, Hawk-Eye, Math and Sport.