

MATCH REPORT



Matchday 25
SERIE A CHAMPIONSHIP 2025-2026



LAZIO



ATALANTA

Roma 14/02/2026
OLIMPICO 18:00

Roma 14/02/2026 OLIMPICO 18:00



LAZIO

0-2

ATALANTA



LINE-UPS

LAZIO	
94	PROVEDEL (GK)
77	MARUŠIĆ
34	GILA
25	PROVSTGAARD
17	NUNO TAVARES
7	DELE-BASHIRU
32	CATALDI
24	TAYLOR
18	ISAKSEN
27	MALDINI
14	NOSLIN



Bench	
40	MOTTA (GK)
55	FURLANETTO (GK)
3	LU. PELLEGRINI
4	PATRIC
6	ROVELLA
19	DIA
20	RATKOV
21	BELAHYANE
22	CANCELLIERI
23	HYSAJ
28	PRZYBOREK
71	FARCOMENI

Head Coach: **MAURIZIO SARRI**

ATALANTA	
(GK)	CARNESECCHI 29
	SCALVINI 42
	DJIMSITI 19
	AHANOR 69
	ZAPPACOSTA 77
	DE ROON 15
	ÉDERSON 13
	BERNASCONI 47
	SAMARDŽIĆ 10
	ZALEWSKI 59
	KRSTOVIĆ 90



Bench	
(GK)	ROSSI 31
(GK)	SPORTIELLO 57
	KOSSOUNOU 3
	HIEN 4
	BAKKER 5
	MUSAH 6
	K. SULEMANA 7
	PAŠALIĆ 8
	SCAMACCA 9
	BELLANOVA 16
	RASPADORI 18
	KOLAŠINAC 23

Head Coach: **RAFFAELE PALLADINO**

Referee: **JUAN LUCA SACCHI**
 Assistant referee: **GIUSEPPE PERROTTI**
 Assistant referee: **PAOLO LAUDATO**

Fourth official: **MARCO DI BELLO**
 V.A.R.: **ALEANDRO DI PAOLO**
 A.V.A.R.: **MATTEO GARIGLIO**

Roma 14/02/2026 OLIMPICO 18:00



LAZIO

0-2

ATALANTA



MATCH EVENTS



Legend:





Matchday 25
SERIE A CHAMPIONSHIP 2025-2026

MATCH REPORT

Roma 14/02/2026 OLIMPICO 18:00



LAZIO

0-2

ATALANTA



GAME TIME



Effective
played time:
65%



1st Half - 2nd Half
30'12" - 33'44"

BALL POSSESSION

LAZIO

ATALANTA

QUARTERS BALL POSSESSION

1H	0'-15'	2H	46'-60'
33.16%	66.84%	50.33%	49.67%
	16'-30'		61'-75'
62.78%	37.22%	55.56%	44.44%
	31'-47'		76'-98'
63.87%	36.13%	32.71%	67.29%

TEAM STATS

	LAZ	ATA
Attempts	18	11
Attempts on target	5	5
Attempts on target from penalty box	11	5
Post	1	
Bar		
Attempts off target	5	4
Blocked Shots	7	2
Scoring Chances	4	3
Key Passes	12	7
Assists		1
Fouls Committed	10	16
Corners	5	4
Offsides	3	1
Cross Completed/Total	9/28	2/9
Dribbling	7	2
Passes Completed	436	455
Passes Completed/Attempted (%)	87	89
Passes Final Third	96	57
Balls played forward	176	131
Long Passes	46	47
Saves	2	5
Gained Possessions	42	49

Roma 14/02/2026 OLIMPICO 18:00

LAZIO

0-2

ATALANTA



PLAYER STATS

LAZIO		M	GC	OG	S	AS	CL	LB	FYC	SYC	RC
94	PROVEDEL	99'	2	2			15				
77	MARUŠIĆ	99'		1			1	60			
34	GILA	48'					1	45			
25	PROVSTGAARD	99'						66			
17	NUNO TAVARES	99'		1				93	3	68	91
7	DELE-BASHIRU	99'						33		26	89
32	CATALDI	70'		1			1	37	1	25	96
24	TAYLOR	82'		2	2	1	1	45		28	82
18	ISAKSEN	91'		1			1	37	1	19	76
27	MALDINI	99'		5	1		4	52	3	30	78
14	NOSLIN	70'		2	2	1	1	34	2	18	78
4	PATRIC	51'		1				48	1	38	97
6	ROVELLA	30'					1	31	1	22	95
19	DIA	9'		1				5		4	100
20	RATKOV	30'		3		1	1	8		1	25
22	CANCELLIERI	18'						4		2	100

ATALANTA		M	GC	OG	S	AS	CL	LB	FYC	SYC	RC
29	CARNESECCHI	99'		5			2	23			
42	SCALVINI	48'		1	1		1	61			
19	DJIMSITI	99'						75			
69	AHANOR	25'		1			1	25			
77	ZAPPACOSTA	86'						61	1	47	87
15	DE ROON	99'		1				59		42	89
13	ÉDERSON	99'	1	1	1		1	53	2	39	95
47	BERNASCONI	99'		1			1	60	1	3	39
10	SAMARDŽIĆ	48'		1				19	1	15	93
59	ZALEWSKI	73'	1	2	1			18		9	69
90	KRSTOVIĆ	99'		3	2	1	1	30		14	77
3	KOSSOUNOU	51'						37		27	93
7	K. SULEMANA	27'						10		6	85
16	BELLANOVA	14'					1	11		6	75
18	RASPADORI	51'						19		10	83
23	KOLAŠINAC	75'						46		31	93

Legend

FYC	Yellow Card
OG	Owngoal
BP	Balls Played
SYC	Double Yellow Card
RC	Red Card
G	Goals
GC	Goal Conceded
M	Minutes Played
AS	Assists
FS	Fouls Suffered
A	Attempts
AT	Attempts on target
SC	Scoring Chances
PT	Posts
S	Saves
CL	Clearences
LB	Long Ball
P(%)	Passes Completed/Attempted (%)
KP	Key Passes
PA	Balls played forward
P	Passes Completed
R	Gained Possessions

PLAYERS RANKING

Attempts			Attempts on target			Passes Final Third			Scoring Chances						
1	MALDINI	LAZ	5	1	TAYLOR	LAZ	2	1	NUNO TAVARES	LAZ	16	1	MARUŠIĆ	LAZ	1
2	KRSTOVIĆ	ATA	3	2	KRSTOVIĆ	ATA	2	2	MALDINI	LAZ	15	2	SCALVINI	ATA	1
3	RATKOV	LAZ	3	3	NOSLIN	LAZ	2	3	ZAPPACOSTA	ATA	12	3	AHANOR	ATA	1
4	TAYLOR	LAZ	2	4	MALDINI	LAZ	1	4	ISAKSEN	LAZ	10	4	TAYLOR	LAZ	1
5	ZALEWSKI	ATA	2	5	SCALVINI	ATA	1	5	TAYLOR	LAZ	10	5	KRSTOVIĆ	ATA	1

Crosses			Passes Completed			Key Passes			Dribbling						
1	NUNO TAVARES	LAZ	12	1	NUNO TAVARES	LAZ	68	1	MALDINI	LAZ	3	1	ISAKSEN	LAZ	3
2	MARUŠIĆ	LAZ	3	2	DJIMSITI	ATA	63	2	BERNASCONI	ATA	3	2	MALDINI	LAZ	2
3	RASPADORI	ATA	3	3	PROVSTGAARD	LAZ	51	3	NUNO TAVARES	LAZ	3	3	TAYLOR	LAZ	1
4	ISAKSEN	LAZ	3	4	ZAPPACOSTA	ATA	47	4	NOSLIN	LAZ	2	4	BERNASCONI	ATA	1
5	BERNASCONI	ATA	3	5	SCALVINI	ATA	46	5	ÉDERSON	ATA	2	5	KRSTOVIĆ	ATA	1

Roma 14/02/2026 OLIMPICO 18:00

LAZIO

0-2

ATALANTA



COACH

TEAM INDICATORS

58.09%		DANGEROUSITY		54.16%	
DANGEROUSITY IN MANEUVER ACTIONS	DANGEROUSITY IN TRANSITION ACTIONS	Team dangerousity considering player's position of the own team, of the opponents and of the ball.		DANGEROUSITY IN MANEUVER ACTIONS	DANGEROUSITY IN TRANSITION ACTIONS
57.61%	61.67%			53.79%	54.82%
34.7km/h		BALL PACE		33.34km/h	
9.11km/h		BALL CONDUCTION PACE		8.78km/h	
43%		CONDUCTION VS PASSES TIME		60%	
57%				40%	

RECORDMEN

PASS GAIN

Number of players overtaken by a vertical pass (only successful passes are considered).

It shows how much a player tends to overcome the opponent's pressure lines.

1	17	NUNO TAVARES	3.31	1	23	SEAD KOLAŠINAC	4.88
2	18	GUSTAV ISAKSEN	3.25	2	3	ODILON KOSSOUNOU	4.71
3	32	DANILO CATALDI	2.92	3	90	NIKOLA KRSTOVIĆ	4.57
4	34	M. GILA	2.75	4	59	NICOLA ZALEWSKI	4.5
5	14	TIJJANI NOSLIN	2.71	5	13	ÉDERSON	3.19

PASS RISK

Measures the player's propensity to risk the pass (only successful passes are considered).

1	14	TIJJANI NOSLIN	48.93%	1	59	NICOLA ZALEWSKI	42%
2	34	M. GILA	34.31%	2	90	NIKOLA KRSTOVIĆ	26.5%
3	17	NUNO TAVARES	26.66%	3	15	MARTEN DE ROON	16.64%
4	77	A. MARUSIC	21.59%	4	23	SEAD KOLAŠINAC	15.76%
5	25	OLIVER PROVSTGAARD	16.05%	5	10	LAZAR SAMARDŽIĆ	15.1%

RECEIVED PRESSURE

How much the player with the ball is pressed by the opposite team.

It depends on the speed, running direction and distance from the opponent who is at a shorter distance.

1	19	BOULAYE DIA	80.43%	1	90	NIKOLA KRSTOVIĆ	73.25%
2	20	PETAR RATKOV	78.36%	2	10	LAZAR SAMARDŽIĆ	65.73%
3	27	DANIEL MALDINI	64.86%	3	7	KAMALDEEN SULEMANA	65.22%
4	22	MATTEO CANCELLIERI	63.83%	4	59	NICOLA ZALEWSKI	61.43%
5	6	NICOLÒ ROVELLA	59.4%	5	15	MARTEN DE ROON	60.19%

PASS AVAILABILITY

Ability of a player to get away from opponents to receive the ball.

It is computed for all the teammates of the player in possession.

1	77	A. MARUSIC	82.31%	1	42	GIORGIO SCALVINI	84.32%
2	17	NUNO TAVARES	81.61%	2	77	DAVIDE ZAPPACOSTA	81.42%
3	4	PATRIC	80.93%	3	16	RAOUL BELLANOVA	80.28%
4	34	M. GILA	77.73%	4	69	HONEST AHANOR	78.79%
5	25	OLIVER PROVSTGAARD	68.88%	5	47	LORENZO BERNASCONI	78.05%

Roma 14/02/2026 OLIMPICO 18:00



LAZIO

0-2

ATALANTA



PLAYERS RANKING (ATHLETICS PERFORMANCE)

Jog - Run - Sprint (km)			
1	NUNO ALBERTINO VARELA TAVARES	Total	11.620
		8.672	2.411
		0.443	
2	OLUWAFISAYO FARUQ DELE-BASHIRU	Total	11.472
		8.109	2.876
		0.422	
3	DANIEL MALDINI	Total	11.294
		8.530	2.394
		0.291	
4	ADAM MARUŠIĆ	Total	10.928
		8.588	1.833
		0.419	
5	GUSTAV TANG ISAKSEN	Total	10.871
		7.799	2.603
		0.411	

Jog - Run - Sprint (km)			
1	ÉDERSON JOSÉ DOS SANTOS LOURENÇO DA SILVA	Total	12.200
		8.477	3.163
		0.494	
2	NIKOLA KRSTOVIĆ	Total	11.768
		9.051	2.183
		0.463	
3	MARTEN ELCO DE ROON	Total	11.518
		9.032	2.197
		0.221	
4	LORENZO BERNASCONI	Total	10.750
		7.771	2.481
		0.415	
5	BERAT DJIMSITI	Total	10.492
		8.700	1.554
		0.168	

AVG Speed km/h (run)			
1	DIA	LAZ	19.670
2	MARUŠIĆ	LAZ	19.630
3	ISAKSEN	LAZ	19.582
4	DELE-BASHIRU	LAZ	19.579
5	MALDINI	LAZ	19.542

AVG Speed km/h (run)			
1	BELLANOVA	ATA	19.716
2	BERNASCONI	ATA	19.659
3	SAMARDŽIĆ	ATA	19.610
4	KOSSOUNOU	ATA	19.605
5	SCALVINI	ATA	19.597

AVG Speed km/h (sprint)			
1	DELE-BASHIRU	LAZ	28.802
2	NUNO TAVARES	LAZ	28.716
3	CANCELLIERI	LAZ	28.064
4	MALDINI	LAZ	28.028
5	PATRIC	LAZ	27.876

AVG Speed km/h (sprint)			
1	ZAPPACOSTA	ATA	28.381
2	AHANOR	ATA	28.358
3	K. SULEMANA	ATA	28.096
4	KRSTOVIĆ	ATA	27.927
5	KOSSOUNOU	ATA	27.715

TEAM STATS (ATHLETICS PERFORMANCE)

Distance Covered (km) 122.410

Distance Covered (km) 118.481

Jog - Run - Sprint (km)		
91.913	26.503	3.030

Jog - Run - Sprint (km)		
91.126	23.256	3.247

Fitness data displayed in the report are the ones collected in real time and could be different to the post-processed ones, delivered to the coaching staff

Jog:	0-7 km/h	Run:	7.1-15 km/h	Sprint:	15.1+ km/h	Jog + Run + Sprint:	Distance covered
------	----------	------	-------------	---------	------------	---------------------	------------------

TOP Sprinter: Top four players per team

Roma 14/02/2026 OLIMPICO 18:00



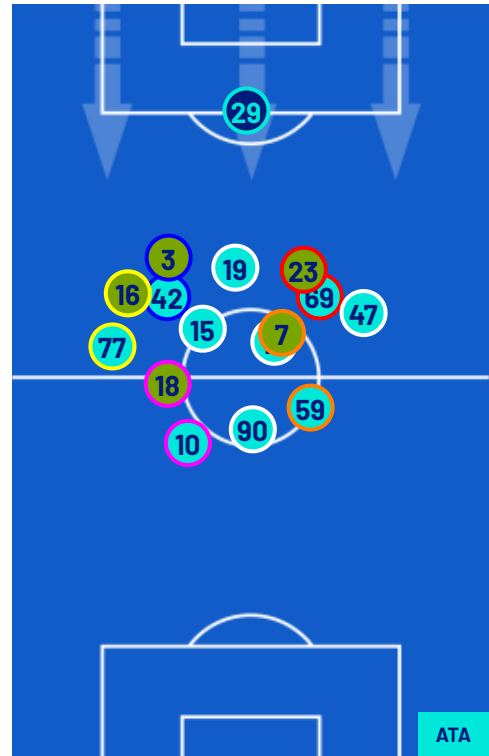
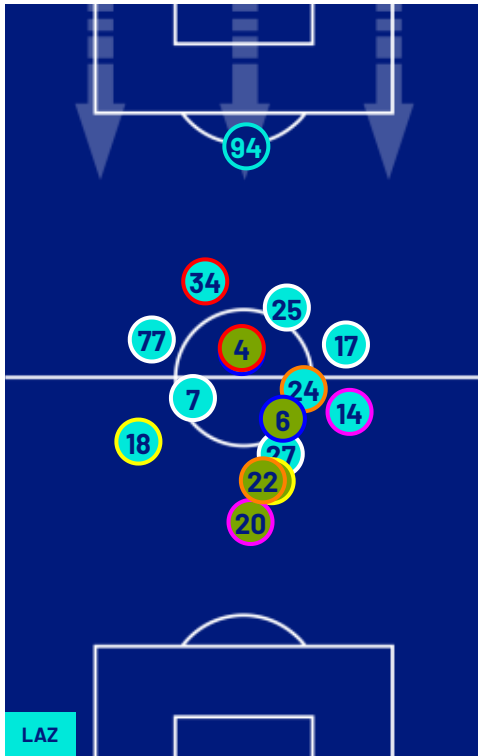
LAZIO

0-2

ATALANTA



PLAYERS AVERAGE POSITIONS



- Legend:
- | | | | | |
|------------------|-----------|------------|---------------------------|-----------|
| 1st Substitution | Player In | Player Out | Player In Substitution Of | Player In |
| 2nd Substitution | Player In | Player Out | Player In Substitution Of | Player In |
| 3rd Substitution | Player In | Player Out | Player In Substitution Of | Player In |
| 4th Substitution | Player In | Player Out | Player In Substitution Of | Player In |
| 5th Substitution | Player In | Player Out | Player In Substitution Of | Player In |

Roma 14/02/2026 OLIMPICO 18:00



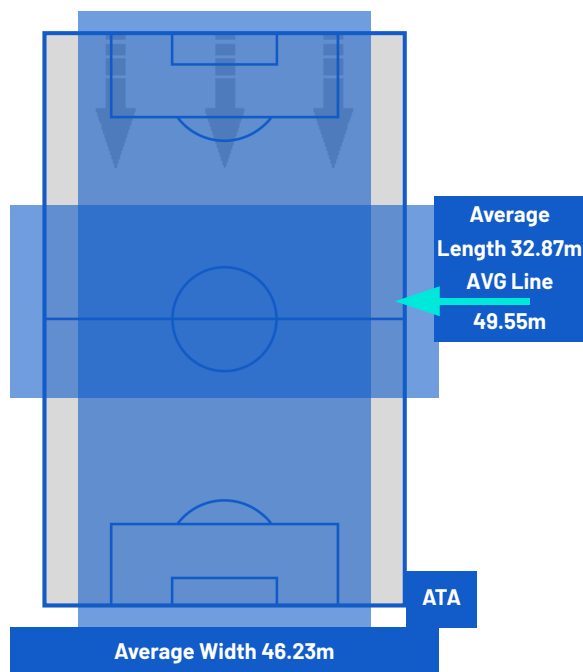
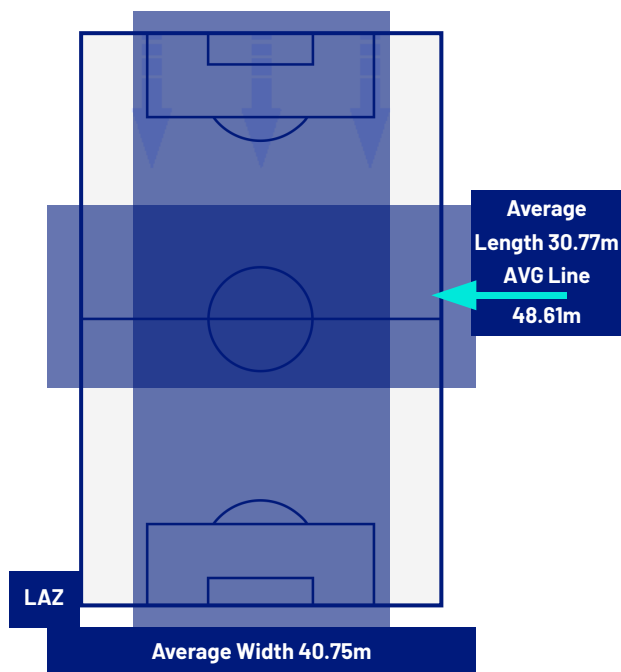
LAZIO

0-2

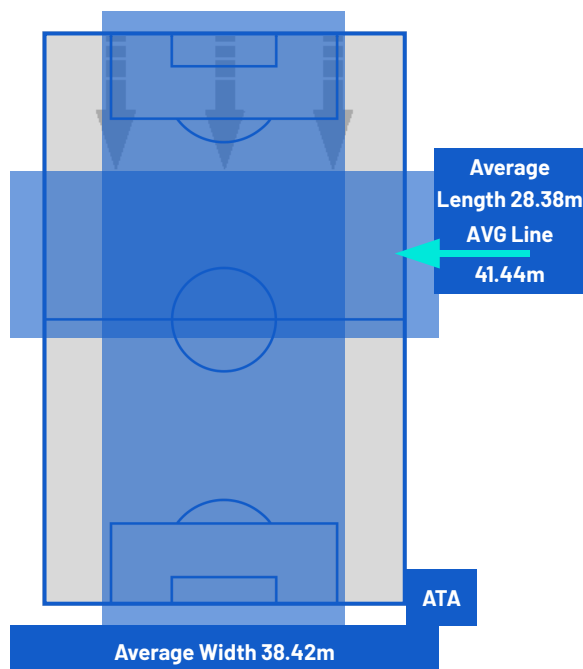
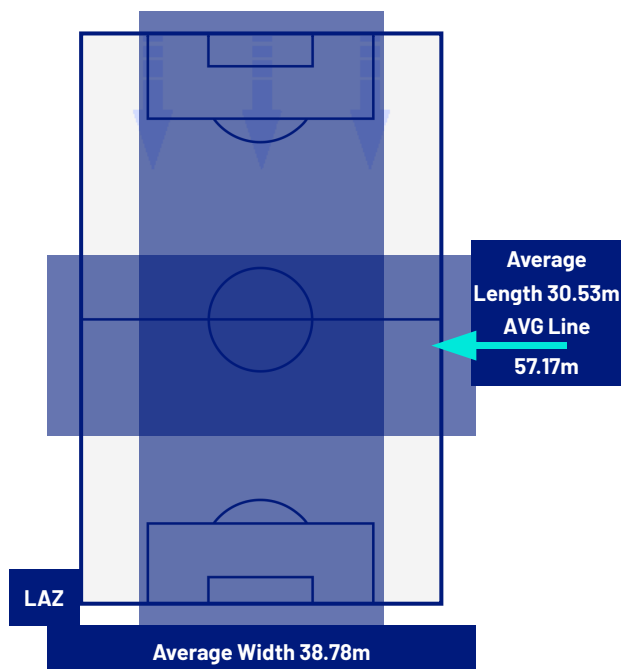
ATALANTA



TEAM'S DEFENSE POSITION 1ST HALF



TEAM'S DEFENSE POSITION 2ND HALF



Roma 14/02/2026 OLIMPICO 18:00



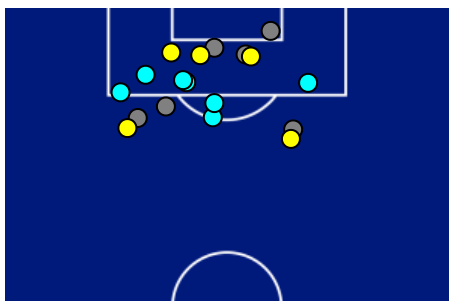
LAZIO

0-2

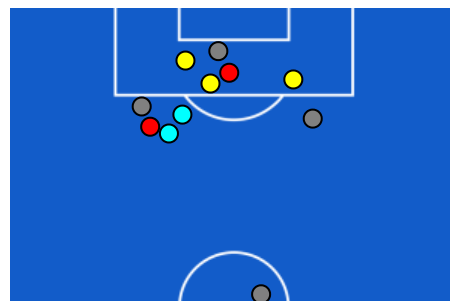
ATALANTA



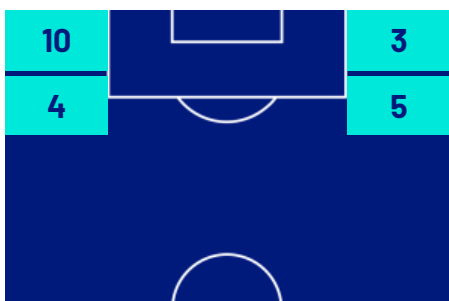
ATTEMPTS MAP



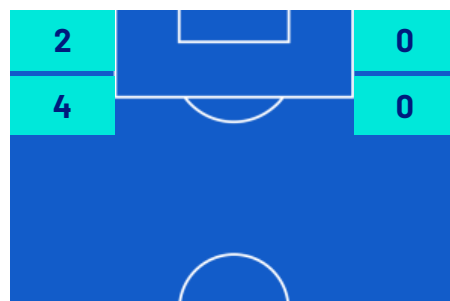
0	Goals	2
5	On target	5
5	Off target	4
7	Blocked	2



OPEN PLAY CROSSES MAP



9	Crosses completed	2
28	Total crosses	9
32	Accuracy (%)	22



721	Total Balls Played	758
224	DEFENSIVE	388
293	MIDFIELD	243
204	ATTACK ZONE	127

Roma 14/02/2026 OLIMPICO 18:00



LAZIO

0-2

ATALANTA



KEY PLAYERS

 NUNO ALBERTINO VARELA TAVARES	17
Position	Defender
Date of birth	26/01/2000
Nationality	POR

Jog 40% - Run 48% - Sprint 12%			Km 11.620
8.672	2.411	0.443	

Mvp Stats	
Minutes Played	99
Goals	0
Scoring Chances	0
Attempts	1
Attempts on target	0 (0)
Assists	0
Balls Played	93
Passes Completed	68
Passes Completed/Attempted (%)	91
Key Passes	3
Gained Possessions	4
Fouls Suffered	0

 ÉDERSON JOSÉ DOS SANTOS LOURENÇO DA SILVA	13
Position	Midfielder
Date of birth	07/07/1999
Nationality	BRA

Jog 42% - Run 46% - Sprint 12%			Km 12.200
8.477	3.163	0.494	

Mvp Stats	
Minutes Played	99
Goals	1
Scoring Chances	0
Attempts	1
Attempts on target	1 (1)
Assists	0
Balls Played	53
Passes Completed	39
Passes Completed/Attempted (%)	95
Key Passes	2
Gained Possessions	2
Fouls Suffered	1

The above statistics are considered final 24 hours after the end of the match.

The disciplinary sanctions are unofficial, as they come from real-time tracking during the match. They will become official following approval by the relevant bodies.

In the case of uncertainty over the identity of a goalscorer, Lega Serie A will confirm this the day after each round of matches is completed.

The official data providers are Kama, Hawk-Eye, Math and Sport.