

MATCH REPORT



Matchday 34
SERIE A CHAMPIONSHIP 2025-2026



FIorentINA



SASSUOLO

Firenze 26/04/2026
ARTEMIO FRANCHI 12:30

Firenze 26/04/2026 ARTEMIO FRANCHI 12:30

FIorentINA

0-0

SASSUOLO



LINE-UPS

FIorentINA

43	DE GEA (GK)
2	DODÔ
3	RUGANI
6	RANIERI
62	LUÍS BALBO
8	MANDRAGORA
44	FAGIOLI
27	NDOUR
17	HARRISON
10	GUÐMUNDSSON
19	SOLOMON



Bench

1	LEZZERINI (GK)
53	CHRISTENSEN (GK)
4	BRESCIANINI
15	COMUZZO
22	FAZZINI
23	KOŠPO
60	KOUADIO
61	BRASCHI
69	PUZZOLI
80	FABBIAN

SASSUOLO

(GK) TURATI	13
WALUKIEWICZ	6
IDZES	21
MUHAREMOVIĆ	80
GARCIA	23
I. KONÉ	90
MATIĆ	18
THORSTVEDT	42
VOLPATO	7
PINAMONTI	99
LAURIENTÉ	45



Bench

(GK) SATALINO	12
(GK) ZACCHI	16
(GK) MURIĆ	49
DOIG	3
NZOLA	8
ROMAGNA	19
FADERA	20
L. MORO	24
W. COULIBALY	25
FRANGELLA	33
LIPANI	35
VRANCKX	40
IANNONI	44
PEDRO FELIPE	66

Head Coach: **PAOLO VANOLI**

Head Coach: **FABIO GROSSO**

Referee: **LIVIO MARINELLI**
 Assistant referee: **ALESSANDRO COSTANZO**
 Assistant referee: **FRANCESCO CORTESE**

Fourth official: **NICCOLO' TURRINI**
 V.A.R.: **FRANCESCO COSSO**
 A.V.A.R.: **MARCO GUIDA**

Firenze 26/04/2026 ARTEMIO FRANCHI 12:30



FIorentINA

0-0

SASSUOLO



MATCH EVENTS



Legend:

-  Goals
-  Penalty
-  Yellow Card
-  Red Card
-  Double Yellow Card
-  Owngoal
-  Assist
-  Substitution

Firenze 26/04/2026 ARTEMIO FRANCHI 12:30



FIorentINA

0-0

SASSUOLO



GAME TIME



Effective
played time:
60%



1st Half - 2nd Half
29'09" - 28'40"

BALL POSSESSION

FIorentINA

SASSUOLO

QUARTERS BALL POSSESSION

1H	0'-15'	2H	46'-60'
38.29%	61.71%	32.65%	67.35%
	16'-30'		61'-75'
65.49%	34.51%	53.85%	46.15%
	31'-46'		76'-95'
57.86%	42.14%	58.52%	41.48%

TEAM STATS

	FIO	SAS
Attempts	20	10
Attempts on target	5	1
Attempts on target from penalty box	10	6
Post		1
Bar		
Attempts off target	9	4
Blocked Shots	6	4
Scoring Chances	2	1
Key Passes	14	9
Assists		
Fouls Committed	13	12
Corners	7	4
Offsides	1	1
Cross Completed/Total	8/27	5/10
Dribbling	6	4
Passes Completed	401	428
Passes Completed/Attempted (%)	88	87
Passes Final Third	104	72
Balls played forward	204	177
Long Passes	28	32
Saves	1	5
Gained Possessions	42	35

Firenze 26/04/2026 ARTEMIO FRANCHI 12:30

FIorentINA

0-0

SASSUOLO



PLAYER STATS

FIORENTINA		M	GC	OG	S	AS	CL	LB	FYC	SYC	RC																			
43 DE GEA		96'			1			10				M	G	OG	A	AT	HW	SC	FS	BP	AS	KP	P	P(%)	PA	R	FYC	SYC	RC	
2	DODÔ	96'			3	1			1	66		1	43	89	24	8														
3	RUGANI	96'								52																				
6	RANIERI	96'			1				1	81			59	90	17	9	1													
62	LUÍS BALBO	76'							1	36			23	85	14	2														
8	MANDRAGORA	68'			2	1			2	33			23	92	15		1													
44	FAGIOLI	96'			1				3	82		2	63	90	33	5														
27	NDOUR	96'			2	1			3	43			22	88	12	6														
17	HARRISON	68'			3					27			15	88	12															
10	GUÐMUNDSSON	96'			4	2	1			45	4	30	83	22																
19	SOLOMON	96'			1		1	1	1	59	5	40	86	34	4															
15	COMUZZO	21'			1					13			10	100	3															
22	FAZZINI	29'								19			12	100	9	1														
80	FABBIAN	29'			2					9	2	4	80	4	1															

SASSUOLO		M	GC	OG	S	AS	CL	LB	FYC	SYC	RC																				
13 TURATI		96'			5			16				M	G	OG	A	AT	HW	SC	FS	BP	AS	KP	P	P(%)	PA	R	FYC	SYC	RC		
6	WALUKIEWICZ	96'								64		1	46	85	17	3															
21	IDZES	96'								64			47	94	6	7															
80	MUHAREMOVIĆ	96'								75			53	85	7	5															
23	GARCIA	96'								52	1	40	95	18	6																
90	I. KONÉ	76'								53	1	46	93	26	2																
18	MATIĆ	90'							1	65			59	98	27	3															
42	THORSTVEDT	96'			2				4	52	1	33	86	24	3																
7	VOLPATO	67'			4	1			2	40	4	19	82	15	1																
99	PINAMONTI	76'			3		1	1	1	25		8	66	3																	
45	LAURIENTÉ	90'			1				2	49	1	34	80	27	1	1															
8	NZOLA	21'							1	6		2	40	1																	
20	FADERA	21'								4		2	66	2																	
24	L. MORO	7'								3		1	50	1																	
35	LIPANI	30'								10		7	77	2	1																
40	VRANCKX	7'								4		3	100	1	1																

Legend

FYC	Yellow Card
OG	Owngoal
BP	Balls Played
SYC	Double Yellow Card
RC	Red Card
G	Goals
GC	Goal Conceded
M	Minutes Played
AS	Assists
FS	Fouls Suffered
A	Attempts
AT	Attempts on target
SC	Scoring Chances
HW	Hit Woodwork
S	Saves
CL	Clearences
LB	Long Ball
P(%)	Passes Completed/Attempted (%)
KP	Key Passes
PA	Balls played forward
P	Passes Completed
R	Gained Possessions

PLAYERS RANKING

Attempts		Attempts on target		Passes Final Third		Scoring Chances	
1	GUÐMUNDSSON FIO	4	1	1	SOLOMON FIO	22	1
2	VOLPATO SAS	4	2	2	FAGIOLI FIO	16	2
3	PINAMONTI SAS	3	3	3	LAURIENTÉ SAS	15	3
4	DODÔ FIO	3	4	4	GUÐMUNDSSON FIO	14	
5	HARRISON FIO	3	5	5	DODÔ FIO	13	

Crosses		Passes Completed		Key Passes		Dribbling	
1	DODÔ FIO	5	1	1	SOLOMON FIO	5	1
2	SOLOMON FIO	5	2	2	GUÐMUNDSSON FIO	4	2
3	VOLPATO SAS	4	3	3	VOLPATO SAS	4	3
4	HARRISON FIO	4	4	4	FABBIAN FIO	2	4
5	FAZZINI FIO	4	5	5	FAGIOLI FIO	2	5

Firenze 26/04/2026 ARTEMIO FRANCHI 12:30

FIorentINA

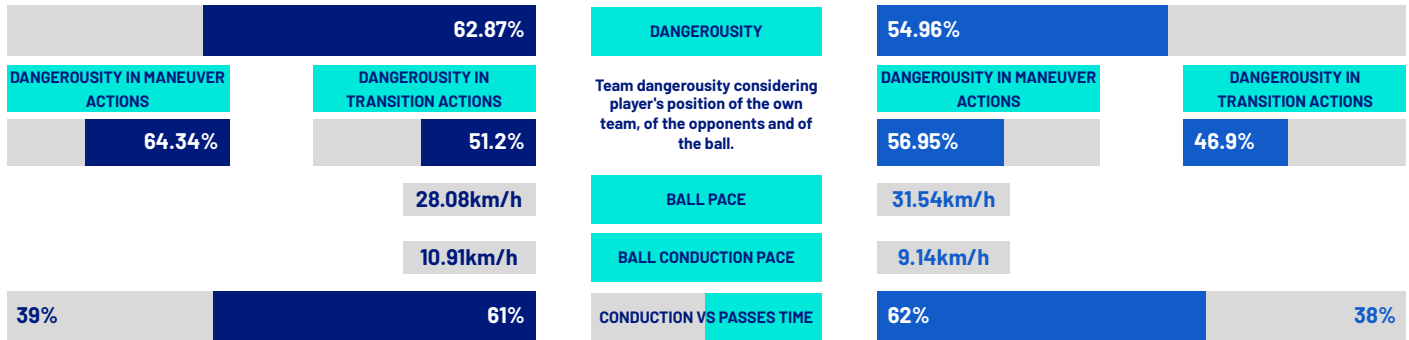
0-0

SASSUOLO



COACH

TEAM INDICATORS



RECORDMEN

PASS GAIN

Number of players overtaken by a vertical pass (only successful passes are considered).

It shows how much a player tends to overcome the opponent's pressure lines.

1	43	DAVID DE GEA	5.2	1	99	ANDREA PINAMONTI	4
2	62	LUÍS BALBO	3.55	2	13	STEFANO TURATI	4
3	17	JACK HARRISON	3.18	3	7	CRISTIAN VOLPATO	3
4	6	LUCA RANIERI	3.16	4	45	ARMAND LAURIENTÉ	2.75
5	19	MANOR SOLOMON	2.81	5	6	SEBASTIAN WALUKIEWICZ	2.74

PASS RISK

Measures the player's propensity to risk the pass (only successful passes are considered).

1	17	JACK HARRISON	38.89%	1	13	STEFANO TURATI	49.27%
2	27	CHER NDOUR	24.88%	2	7	CRISTIAN VOLPATO	27%
3	19	MANOR SOLOMON	23.24%	3	6	SEBASTIAN WALUKIEWICZ	18.78%
4	43	DAVID DE GEA	17.21%	4	23	ULISSES GARCIA	16.67%
5	6	LUCA RANIERI	16.85%	5	45	ARMAND LAURIENTÉ	16.47%

RECEIVED PRESSURE

How much the player with the ball is pressed by the opposite team.

It depends on the speed, running direction and distance from the opponent who is at a shorter distance.

1	80	GIOVANNI FABBIAN	74.59%	1	24	LUCA MORO	72.8%
2	10	ALBERT GUÐMUNDSSON	72.91%	2	99	ANDREA PINAMONTI	71.59%
3	27	CHER NDOUR	65.77%	3	8	M'BALA NZOLA	70.85%
4	8	ROLANDO MANDRAGORA	64.44%	4	35	LUCA LIPANI	70.08%
5	44	NICOLÒ FAGIOLI	54.72%	5	40	ASTER VRANCKX	67.31%

PASS AVAILABILITY

Ability of a player to get away from opponents to receive the ball.

It is computed for all the teammates of the player in possession.

1	3	DANIELE RUGANI	78.44%	1	40	ASTER VRANCKX	81.19%
2	2	DODÔ	77.55%	2	23	ULISSES GARCIA	79.97%
3	44	NICOLÒ FAGIOLI	75.95%	3	80	TARIK MUHAREMOVIĆ	79.69%
4	62	LUÍS BALBO	75.54%	4	6	SEBASTIAN WALUKIEWICZ	79.47%
5	15	PIETRO COMUZZO	74.48%	5	21	JAY IDZES	78.99%

Firenze 26/04/2026 ARTEMIO FRANCHI 12:30



FIorentINA

0-0

SASSUOLO



PLAYERS RANKING (ATHLETICS PERFORMANCE)

Jog - Run - Sprint (km)			
1	NICOLÒ FAGIOLI	Total	10.736
		8.141	2.496
		0.026	
2	CHER NDOUR	Total	10.688
		8.138	2.379
		0.105	
3	MANOR SOLOMON	Total	10.209
		8.065	1.811
		0.269	
4	ALBERT GUÐMUNDSSON	Total	10.011
		8.010	1.770
		0.181	
5	DOMILSON CORDEIRO DOS SANTO	Total	9.845
		7.709	1.788
		0.301	

Jog - Run - Sprint (km)			
1	KRISTIAN THORSTVEDT	Total	10.872
		8.408	2.298
		0.109	
2	NEMANJA MATIĆ	Total	9.636
		8.130	1.383
		0.085	
3	SEBASTIAN WALUKIEWICZ	Total	9.610
		7.857	1.529
		0.179	
4	ARMAND GAETAN LAURIENTÉ	Total	9.591
		7.519	1.687
		0.340	
5	JAY NOAH IDZES	Total	9.542
		8.228	1.104
		0.149	

AVG Speed km/h (run)			
1	FAZZINI	FIO	19.693
2	GUÐMUNDSSON	FIO	19.619
3	HARRISON	FIO	19.613
4	LUÍS BALBO	FIO	19.597
5	DODÔ	FIO	19.590

AVG Speed km/h (run)			
1	LAURIENTÉ	SAS	19.653
2	WALUKIEWICZ	SAS	19.621
3	PINAMONTI	SAS	19.615
4	NZOLA	SAS	19.609
5	VOLPATO	SAS	19.582

AVG Speed km/h (sprint)			
1	DODÔ	FIO	28.553
2	MANDRAGORA	FIO	28.001
3	RANIERI	FIO	27.917
4	SOLOMON	FIO	27.794
5	LUÍS BALBO	FIO	27.684

AVG Speed km/h (sprint)			
1	LIPANI	SAS	28.076
2	IDZES	SAS	28.048
3	WALUKIEWICZ	SAS	27.543
4	THORSTVEDT	SAS	27.512
5	LAURIENTÉ	SAS	27.507

TEAM STATS (ATHLETICS PERFORMANCE)

Distance Covered (km) 105.095

Distance Covered (km) 104.747

Jog - Run - Sprint (km)		
83.885	18.716	1.674

Jog - Run - Sprint (km)		
85.243	17.160	1.668

Fitness data displayed in the report are the ones collected in real time and could be different to the post-processed ones, delivered to the coaching staff

Jog:	0-7 km/h	Run:	7.1-15 km/h	Sprint:	15.1+ km/h	Jog + Run + Sprint:	Distance covered
TOP Sprinter:	Top five players per team						

Firenze 26/04/2026 ARTEMIO FRANCHI 12:30



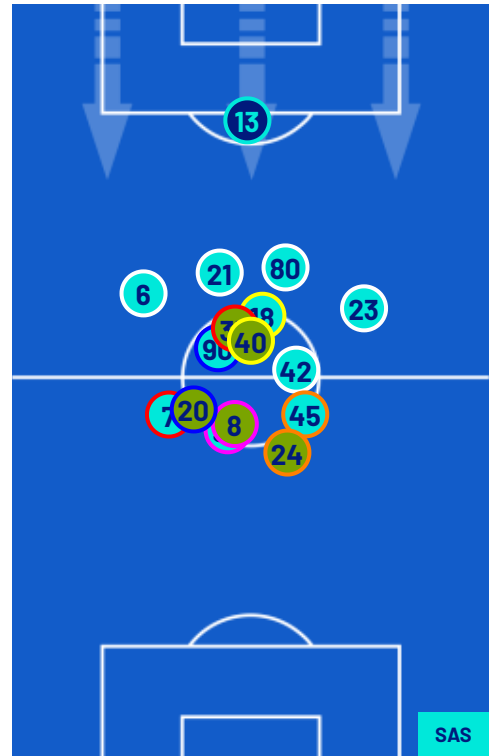
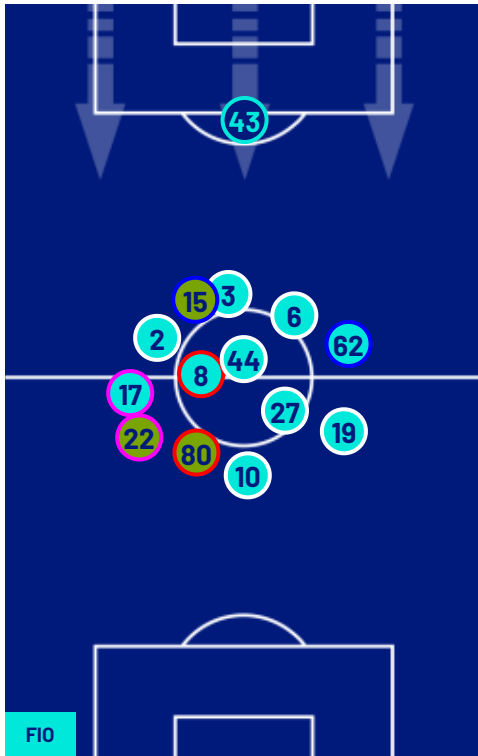
FIorentINA

0-0

SASSUOLO



PLAYERS AVERAGE POSITIONS



- Legend:
- 1st Substitution
 - 2nd Substitution
 - 3rd Substitution
 - 4th Substitution
 - 5th Substitution
 - Player In
 - Player In
 - Player In
 - Player In
 - Player In
 - Player Out
 - Player Out
 - Player Out
 - Player Out
 - Player Out
 - Player In Substitution Of
 - Player In Substitution Of
 - Player In Substitution Of
 - Player In Substitution Of

Firenze 26/04/2026 ARTEMIO FRANCHI 12:30



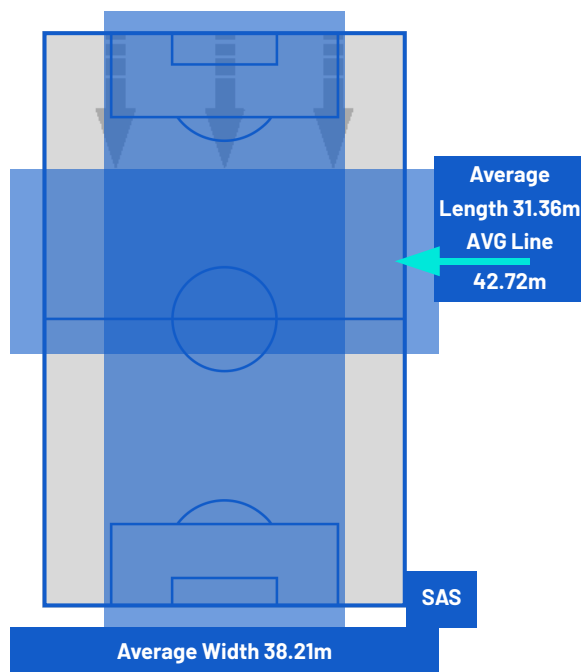
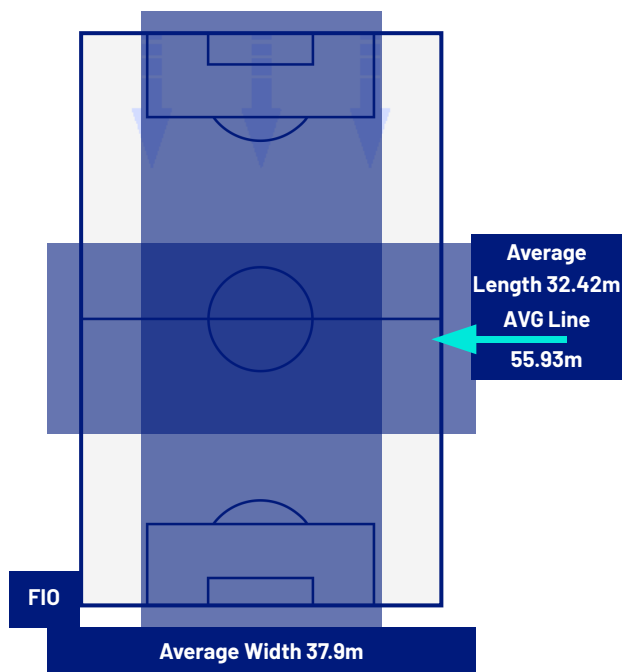
FIorentINA

0-0

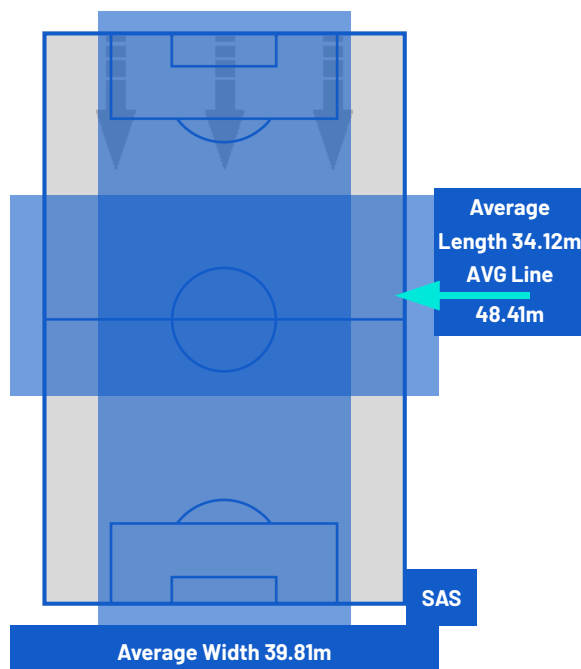
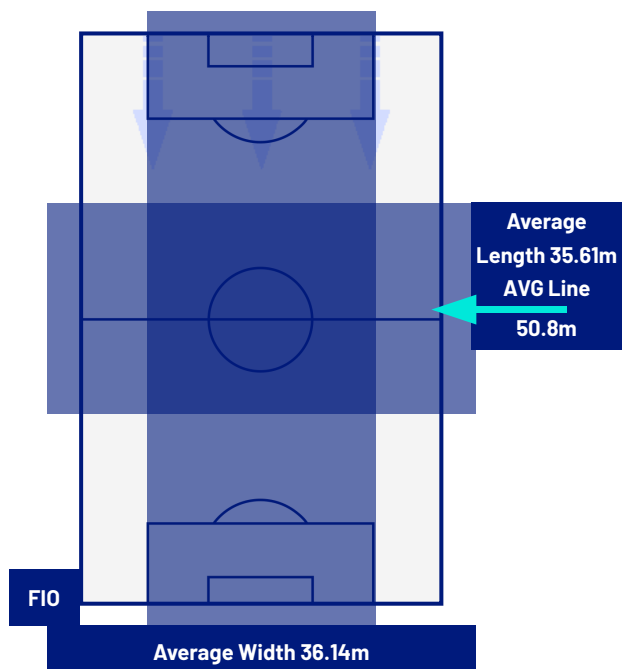
SASSUOLO



TEAM'S DEFENSE POSITION 1ST HALF



TEAM'S DEFENSE POSITION 2ND HALF



Firenze 26/04/2026 ARTEMIO FRANCHI 12:30



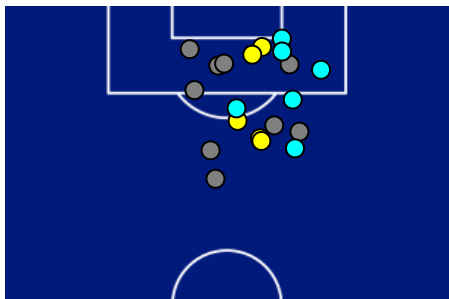
FIorentINA

0-0

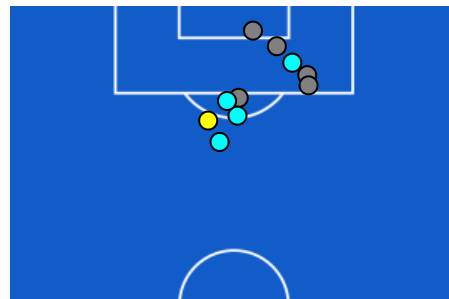
SASSUOLO



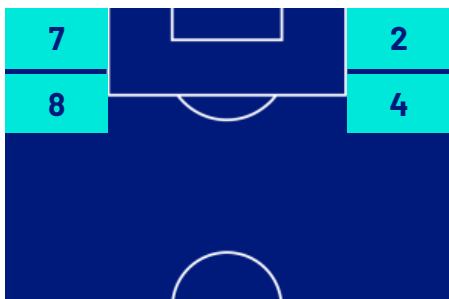
ATTEMPTS MAP



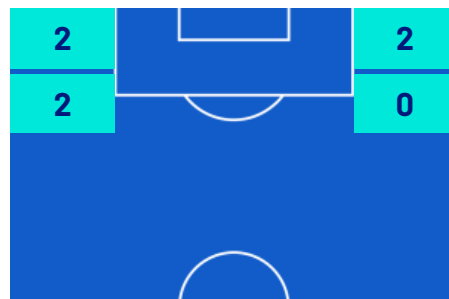
0	Goals	0
5	On target	1
9	Off target	4
6	Blocked	4



OPEN PLAY CROSSES MAP



8	Crosses completed	5
27	Total crosses	10
30	Accuracy (%)	50



664	Total Balls Played	677
170	DEFENSIVE	218
278	MIDFIELD	320
216	ATTACK ZONE	139

Firenze 26/04/2026 ARTEMIO FRANCHI 12:30

FIorentINA

0-0

SASSUOLO



KEY PLAYERS

 ALBERT GUDMUNDSSON	10
Position	Forward
Date of birth	15/06/1997
Nationality	ISL

Jog 80% - Run 18% - Sprint 2% **Km 10.011**

8.010	1.770	0.181
-------	-------	-------

Mvp Stats

Minutes Played	96
Goals	0
Scoring Chances	1
Attempts	4
Attempts on target	2 (0)
Assists	0
Balls Played	45
Passes Completed	30
Passes Completed/Attempted (%)	83
Key Passes	4
Gained Possessions	0
Fouls Suffered	0

 JAY NOAH IDZES	21
Position	Defender
Date of birth	02/06/2000
Nationality	INA

Jog 87% - Run 11% - Sprint 2% **Km 9.542**

8.228	1.104	0.149
-------	-------	-------

Mvp Stats

Minutes Played	96
Goals	0
Scoring Chances	0
Attempts	0
Attempts on target	0 (0)
Assists	0
Balls Played	64
Passes Completed	47
Passes Completed/Attempted (%)	94
Key Passes	0
Gained Possessions	7
Fouls Suffered	0

The above statistics are considered final 24 hours after the end of the match.

The disciplinary sanctions are unofficial, as they come from real-time tracking during the match. They will become official following approval by the relevant bodies.

In the case of uncertainty over the identity of a goalscorer, Lega Serie A will confirm this the day after each round of matches is completed.

The official data providers are Kama, Hawk-Eye, Math and Sport.