

MATCH REPORT



Matchday 36
SERIE A CHAMPIONSHIP 2025-2026

HELLAS VERONA FC



HELLAS VERONA



COMO

Verona 10/05/2026
MARCANTONIO BENTEGODI 12:30

Verona 10/05/2026 MARCANTONIO BENTEGODI 12:30



HELLAS VERONA

0-1

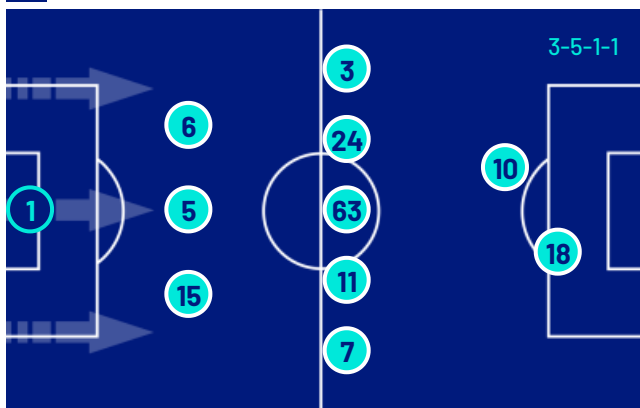
COMO



LINE-UPS

HELLAS VERONA

1	MONTIPÒ (GK)
15	NELSSON
5	EDMUNDSSON
6	VALENTINI
7	BELGHALI
11	AKPA AKPRO
63	GAGLIARDINI
24	BERNÈDE
3	FRESE
10	SUSLOV
18	BOWIE



Bench

34	PERILLI (GK)
94	TONIOLO (GK)
4	LOVRIĆ
9	A. SARR
12	BRADARIĆ
14	LIROLA
19	SLOTSAGER
21	HARROUI
41	ISAAC
70	CHAM
71	DE BATTISTI
72	AJAYI
73	AL MUSRATI
90	VERMEŞAN

Head Coach: **PAOLO SAMMARCO**

Referee: **MARCO DI BELLO**
 Assistant referee: **ALESSANDRO LO CICERO**
 Assistant referee: **FILIPPO BERCIGLI**

COMO

(GK) BUTEZ	1
VOJVODA	31
DIEGO CARLOS	34
KEMPF	2
ÁLEX VALLE	3
DA CUNHA	33
PERRONE	23
DIAO	38
NICO PAZ	10
JESÚS RODRÍGUEZ	17
DOUVIKAS	11



Bench

(GK) TÖRNQVIST	21
(GK) VIGORITO	22
(GK) ČAVLINA	44
GOLDANIGA	5
CAQUERET	6
MORATA	7
SERGI ROBERTO	8
LAHDO	15
ALBERTO MORENO	18
KÜHN	19
BATURINA	20
SMOLČIĆ	28
VAN DER BREMPT	77

Head Coach: **FRANCESC FÀBREGAS SOLER**

Fourth official: **KEVIN BONACINA**
 V.A.R.: **GIACOMO CAMPLONE**
 A.V.A.R.: **FEDERICO LA PENNA**

Verona 10/05/2026 MARCANTONIO BENTEGODI 12:30



HELLAS VERONA

0-1

COMO



MATCH EVENTS



HELLAS VERONA	COMO
---------------	------

0

1

SANDI LOVRIĆ | ANTOINE BERNÈDE 63'

IOAN VERMESAN | RAFIK BELGHALI 81'

ISAAC AGUIAR TOMICH | JEAN-DANIEL AKPA AKPRO 81'

MARTIN FRESE 89'

- 36' ALBERTO MORENO | ÁLEX VALLE
- 45' MAXENCE CAQUERET | MÁXIMO PERRONE
- 45' MARTIN BATURINA | JESÚS RODRIGUEZ
- 45' IVAN SMOLČIĆ | MËRGIM VOJVODA
- 61' MAXENCE CAQUERET
- 71' TASOS DOUVIKAS
- 71' (MARC-OLIVER KEMPF)
- 81' IGNACE VAN DER BREMPT | ASSANE DIAO

Yellow Card Head Coach PAOLO SAMMARCO

Yellow Card Head Coach CESC FÀBREGAS

Legend:

- Goals
- Own goal
- Penalty
- Assist
- Yellow Card
- Red Card
- Substitution
- Double Yellow Card



Matchday 36
SERIE A CHAMPIONSHIP 2025-2026

MATCH REPORT

Verona 10/05/2026 MARCANTONIO BENTEGODI 12:30



HELLAS VERONA

0-1

COMO



GAME TIME

97'40"

Effective
played time:
53%

1st Half - 2nd Half

27'22" - 24'14"

51'36"

BALL POSSESSION

VERONA

COMO

QUARTERS BALL POSSESSION

1H	0'-15'	2H	46'-60'
27.72%	72.28%	30.87%	69.13%
	16'-30'		61'-75'
40.29%	59.71%	37.19%	62.81%
	31'-47'		76'-97'
29.19%	70.81%	57.64%	42.36%

TEAM STATS

	VER	COM
Attempts	11	11
Attempts on target	3	4
Attempts on target from penalty box	9	10
Post		
Bar		
Attempts off target	5	5
Blocked Shots	3	2
Scoring Chances	2	2
Key Passes	7	10
Assists		1
Fouls Committed	17	14
Corners	7	7
Offsides	3	2
Cross Completed/Total	7/24	8/25
Dribbling	7	13
Passes Completed	213	459
Passes Completed/Attempted (%)	73	87
Passes Final Third	40	123
Balls played forward	81	263
Long Passes	30	38
Saves	3	3
Gained Possessions	56	53

Verona 10/05/2026 MARCANTONIO BENTEGODI 12:30



HELLAS VERONA

0-1

COMO



PLAYER STATS

HELLAS VERONA		M	GC	OG	S	AS	CL	LB	FYC	SYC	RC
1	MONTIPÒ	98'	1		3		2	27			
15	NELSSON	98'			1				42		
5	EDMUNDSSON	98'							35		
6	VALENTINI	98'			2	1			50		
7	BELGHALI	84'							24	2	14
11	AKPA AKPRO	84'							21		9
63	GAGLIARDINI	98'						2	53		37
24	BERNÈDE	66'			2			1	28	1	15
3	FRESE	98'			1	1			42		20
10	SUSLOV	98'			2	1	1	6	47	1	19
18	BOWIE	98'			3		1	3	28	1	11
4	LOVRIĆ	33'							24	2	17
41	ISAAC	15'							3		3
90	VERMEŞAN	15'							4		1

COMO		M	GC	OG	S	AS	CL	LB	FYC	SYC	RC
1	BUTEZ	98'			3		1	18			
31	VOJVODA	48'							45		36
34	DIEGO CARLOS	98'							82		65
2	KEMPF	98'			3				105	1	2
3	ÁLEX VALLE	36'							19		13
33	DA CUNHA	98'			1	1	1	1	85	1	65
23	PERRONE	48'							38		31
38	DIAO	84'			1		1	7	38		14
10	NICO PAZ	98'			1			2	57		32
17	JESÚS RODRÍGUEZ	48'			2	1		1	24	1	8
11	DOUVIKAS	98'	1		2	1		1	22	1	7
6	CAQUERET	51'						1	31	1	21
18	ALBERTO MORENO	63'						2	32		21
20	BATURINA	51'			1	1		1	31	3	14
28	SMOLČIĆ	51'							25	1	18
77	VAN DER BREMPT	15'						1	2		

Legend

- FYC Yellow Card
- OG Owngoal
- BP Balls Played
- SYC Double Yellow Card
- RC Red Card
- G Goals
- GC Goal Conceded
- M Minutes Played
- AS Assists
- FS Fouls Suffered
- A Attempts
- AT Attempts on target
- SC Scoring Chances
- HW Hit Woodwork
- S Saves
- CL Clearances
- LB Long Ball
- P(%) Passes Completed/Attempted (%)
- KP Key Passes
- PA Balls played forward
- P Passes Completed
- R Gained Possessions

PLAYERS RANKING

Attempts		Attempts on target		Passes Final Third		Scoring Chances	
1	BOWIE VER 3	1	JESÚS RODRÍGUEZ COM 1	1	DA CUNHA COM 21	1	DIAO COM 1
2	KEMPF COM 3	2	DA CUNHA COM 1	2	NICO PAZ COM 15	2	BOWIE VER 1
3	BERNÈDE VER 2	3	BATURINA COM 1	3	ALBERTO MORENO COM 13	3	DA CUNHA COM 1
4	JESÚS RODRÍGUEZ COM 2	4	FRESE VER 1	4	DIAO COM 10	4	SUSLOV VER 1
5	VALENTINI VER 2	5	VALENTINI VER 1	5	KEMPF COM 10		

Crosses		Passes Completed		Key Passes		Dribbling	
1	SUSLOV VER 10	1	KEMPF COM 75	1	BATURINA COM 3	1	NICO PAZ COM 5
2	DA CUNHA COM 7	2	DIEGO CARLOS COM 65	2	KEMPF COM 2	2	SUSLOV VER 4
3	BATURINA COM 6	3	DA CUNHA COM 65	3	BELGHALI VER 2	3	DIAO COM 3
4	LOVRIĆ VER 4	4	BUTEZ COM 39	4	LOVRIĆ VER 2	4	JESÚS RODRÍGUEZ COM 2
5	ALBERTO MORENO COM 3	5	GAGLIARDINI VER 37	5	BERNÈDE VER 1	5	EDMUNDSSON VER 1



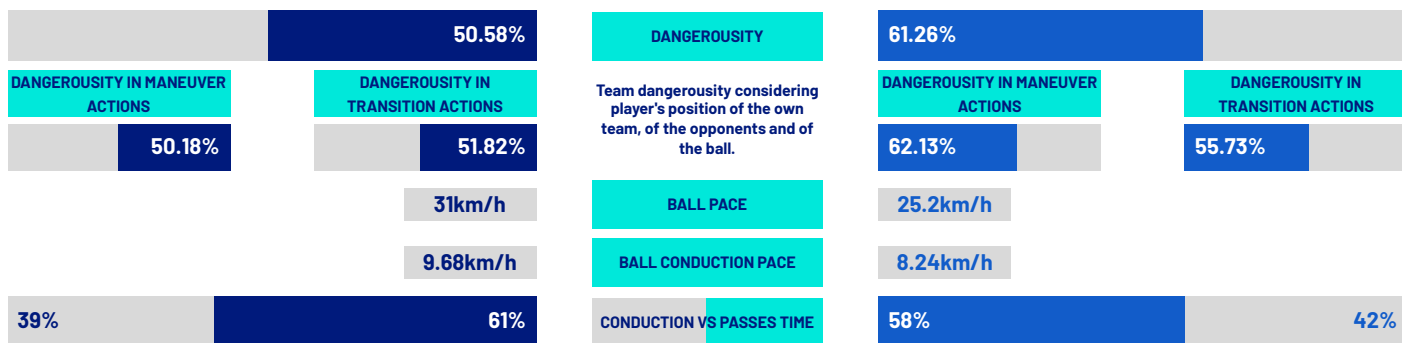
HELLAS VERONA

0-1

COMO



TEAM INDICATORS



RECORDMEN

PASS GAIN

Number of players overtaken by a vertical pass (only successful passes are considered).

It shows how much a player tends to overcome the opponent's pressure lines.

1	5	ANDRIAS EDMUNDSSON	5.33	1	28	IVAN SMOLČIĆ	5.5
2	1	LORENZO MONTIPÒ	4.6	2	11	TASOS DOUVIKAS	3.4
3	15	VICTOR NELSSON	4.5	3	3	ÁLEX VALLE	3.09
4	10	TOMÁS SUSLOV	3.89	4	20	MARTIN BATURINA	3
5	6	NICOLÁS VALENTINI	3.75	5	34	DIEGO CARLOS	2.93

PASS RISK

Measures the player's propensity to risk the pass (only successful passes are considered).

1	6	NICOLÁS VALENTINI	69.89%	1	6	MAXENCE CAQUERET	51%
2	5	ANDRIAS EDMUNDSSON	64.67%	2	28	IVAN SMOLČIĆ	46%
3	1	LORENZO MONTIPÒ	56.73%	3	34	DIEGO CARLOS	23.27%
4	10	TOMÁS SUSLOV	41.1%	4	1	JEAN BUTEZ	22.15%
5	3	MARTIN FRESE	34.88%	5	3	ÁLEX VALLE	21.43%

RECEIVED PRESSURE

How much the player with the ball is pressed by the opposite team.

It depends on the speed, running direction and distance from the opponent who is at a shorter distance.

1	90	IOAN VERMESAN	78.45%	1	11	TASOS DOUVIKAS	72.55%
2	41	ISAAC AGUIAR TOMICH	69.96%	2	10	NICO PAZ	65.2%
3	18	KIERON TOM BOWIE	69.64%	3	6	MAXENCE CAQUERET	63.9%
4	11	JEAN-DANIEL AKPA AKPRO	64%	4	20	MARTIN BATURINA	61.51%
5	24	ANTOINE BERNÈDE	63.4%	5	23	MÁXIMO PERRONE	60.56%

PASS AVAILABILITY

Ability of a player to get away from opponents to receive the ball.

It is computed for all the teammates of the player in possession.

1	6	NICOLÁS VALENTINI	76.23%	1	31	MĚRGIM VOJVODA	80.18%
2	3	MARTIN FRESE	74.96%	2	34	DIEGO CARLOS	78.72%
3	4	SANDI LOVRIĆ	73.91%	3	2	MARC-OLIVER KEMPF	77.55%
4	5	ANDRIAS EDMUNDSSON	71.66%	4	17	JESÚS RODRIGUEZ	72.91%
5	15	VICTOR NELSSON	71.22%	5	6	MAXENCE CAQUERET	69.73%

Verona 10/05/2026 MARCANTONIO BENTEGODI 12:30



HELLAS VERONA

0-1

COMO



PLAYERS RANKING (ATHLETICS PERFORMANCE)

Jog - Run - Sprint (km)			
1	ROBERTO GAGLIARDINI	Total 10.266	
	7.660	2.388	0.144
2	MARTIN SONDER FRESE	Total 10.202	
	7.692	2.176	0.283
3	KIERON TOM BOWIE	Total 9.775	
	7.989	1.485	0.230
4	TOMAS SUSLOV	Total 9.389	
	6.920	1.930	0.442
5	NICOLAS VALENTINI	Total 9.155	
	7.601	1.349	0.153

AVG Speed km/h (run)			
1	ISAAC	VER	20.103
2	VERMEŞAN	VER	19.732
3	EDMUNDSSON	VER	19.640
4	NELSSON	VER	19.614
5	SUSLOV	VER	19.613

AVG Speed km/h (sprint)			
1	VALENTINI	VER	27.921
2	AKPA AKPRO	VER	27.781
3	VERMEŞAN	VER	27.738
4	EDMUNDSSON	VER	27.730
5	SUSLOV	VER	27.604

Jog - Run - Sprint (km)			
1	LUCAS DA CUNHA	Total 9.500	
	7.371	1.817	0.216
2	NICOLAS PAZ MARTINEZ	Total 9.168	
	7.071	1.867	0.166
3	MARC-OLIVER KEMPF	Total 9.149	
	7.527	1.377	0.191
4	ANASTASIOS DOUVIKAS	Total 9.020	
	6.918	1.713	0.318
5	DIEGO CARLOS SANTOS SILVA	Total 8.501	
	7.211	1.132	0.074

AVG Speed km/h (run)			
1	ÁLEX VALLE	COM	19.742
2	DOUVIKAS	COM	19.738
3	VAN DER BREMPT	COM	19.723
4	CAQUERET	COM	19.722
5	DIAO	COM	19.649

AVG Speed km/h (sprint)			
1	DIAO	COM	27.890
2	DOUVIKAS	COM	27.788
3	ÁLEX VALLE	COM	27.418
4	NICO PAZ	COM	27.418
5	KEMPF	COM	27.361

TEAM STATS (ATHLETICS PERFORMANCE)

Distance Covered (km) 101.880

Distance Covered (km) 100.571

Jog - Run - Sprint (km)		
79.494	19.263	2.276

Jog - Run - Sprint (km)		
78.980	18.617	2.184

Fitness data displayed in the report are the ones collected in real time and could be different to the post-processed ones, delivered to the coaching staff

Jog:	0-7 km/h	Run:	7.1-15 km/h	Sprint:	15.1+ km/h	Jog + Run + Sprint:	Distance covered
TOP Sprinter:	Top five players per team						

Verona 10/05/2026 MARCANTONIO BENTEGODI 12:30



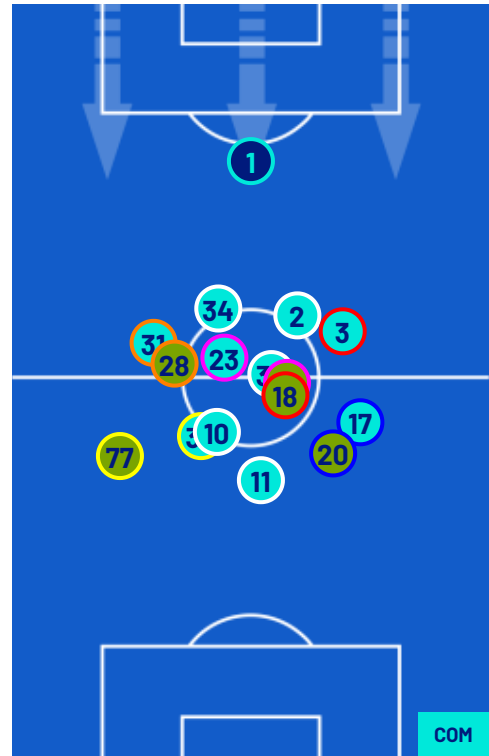
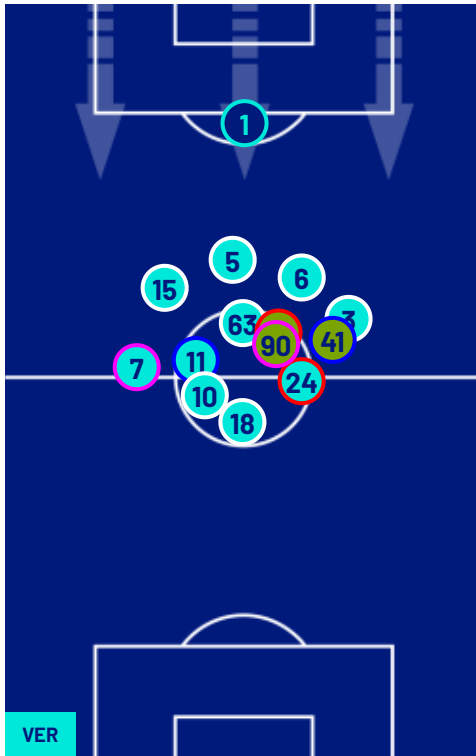
HELLAS VERONA

0-1

COMO



PLAYERS AVERAGE POSITIONS



- Legend:
- | | | | | |
|------------------|-------------|--------------|-----------------------------|---|
| 1st Substitution | ● Player In | ○ Player Out | ■ Player In Substitution Of | ● |
| 2nd Substitution | ● Player In | ○ Player Out | ■ Player In Substitution Of | ● |
| 3rd Substitution | ● Player In | ○ Player Out | ■ Player In Substitution Of | ● |
| 4th Substitution | ● Player In | ○ Player Out | ■ Player In Substitution Of | ● |
| 5th Substitution | ● Player In | ○ Player Out | ■ Player In Substitution Of | ● |

Verona 10/05/2026 MARCANTONIO BENTEGODI 12:30



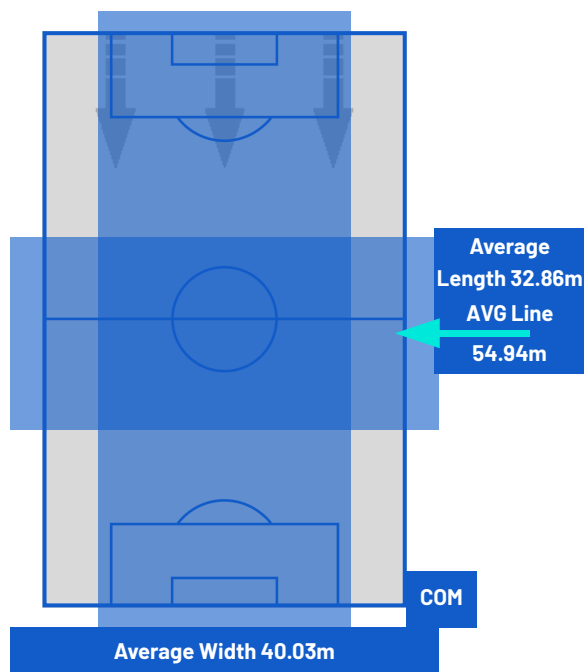
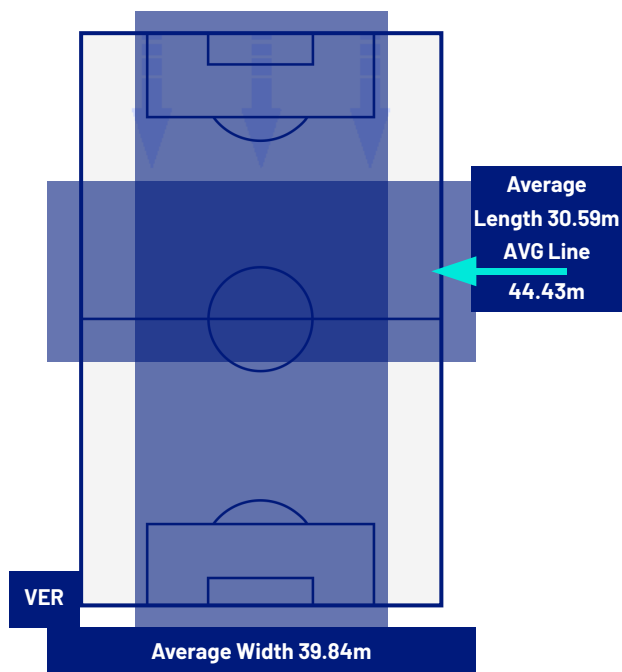
HELLAS VERONA

0-1

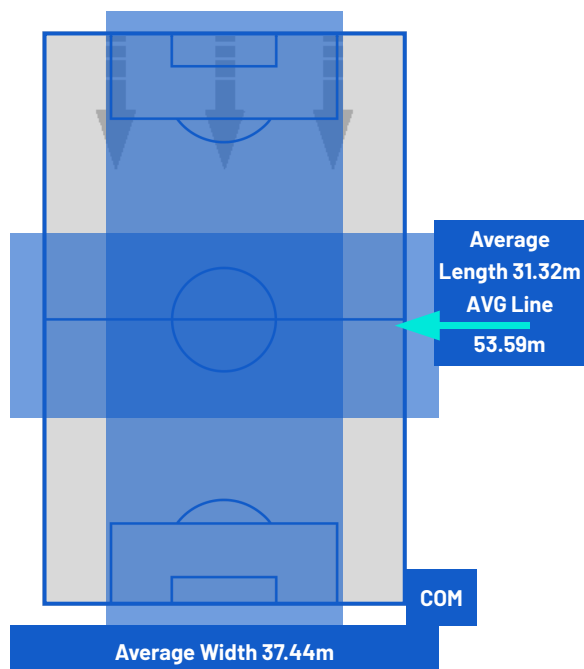
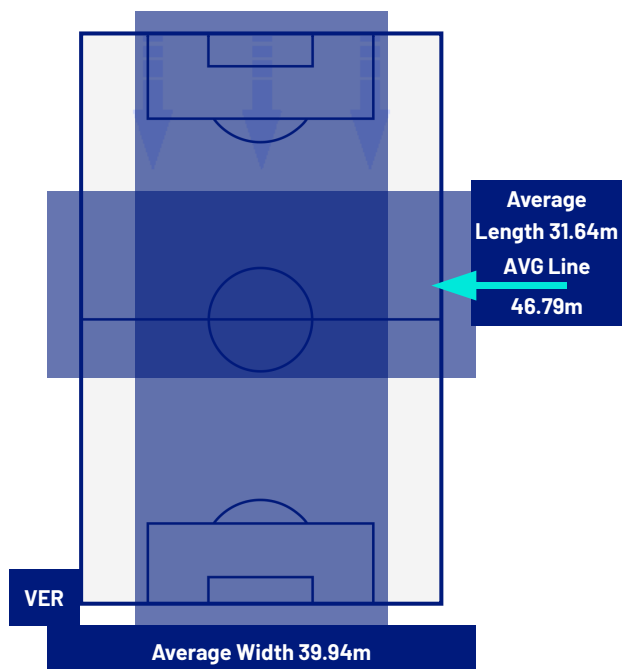
COMO



TEAM'S DEFENSE POSITION 1ST HALF



TEAM'S DEFENSE POSITION 2ND HALF



Verona 10/05/2026 MARCANTONIO BENTEGODI 12:30



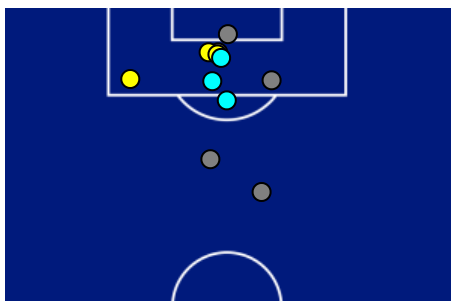
HELLAS VERONA

0-1

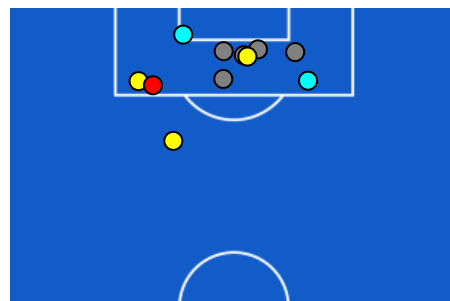
COMO



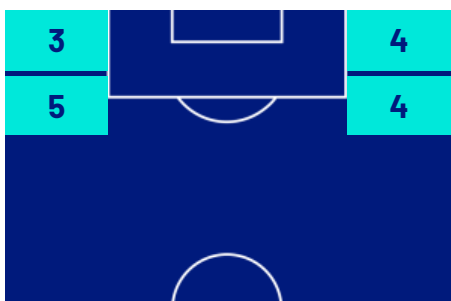
ATTEMPTS MAP



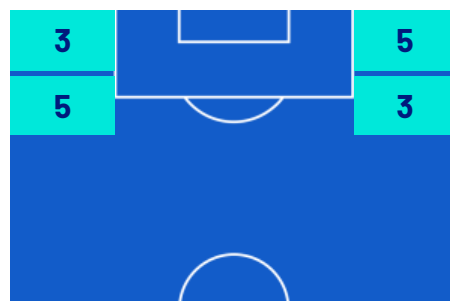
0	Goals	1
3	On target	4
5	Off target	5
3	Blocked	2



OPEN PLAY CROSSES MAP



7	Crosses completed	8
24	Total crosses	25
29	Accuracy (%)	32



555	Total Balls Played	783
216	DEFENSIVE	168
222	MIDFIELD	356
117	ATTACK ZONE	259



Matchday 36
SERIE A CHAMPIONSHIP 2025-2026

MATCH REPORT

Verona 10/05/2026 MARCANTONIO BENTEGODI 12:30



HELLAS VERONA

0-1

COMO



KEY PLAYERS



KIERON TOM BOWIE

18

Position	Forward
Date of birth	21/09/2002
Nationality	SCO

Jog 82% - Run 16% - Sprint 2%

Km 9.775

7.989

1.485

0.230

Mvp Stats

Minutes Played	98
Goals	0
Scoring Chances	1
Attempts	3
Attempts on target	0 (0)
Assists	0
Balls Played	28
Passes Completed	11
Passes Completed/Attempted (%)	61
Key Passes	1
Gained Possessions	2
Fouls Suffered	3



ANASTASIOS DOUVIKAS

11

Position	Forward
Date of birth	02/08/1999
Nationality	GRE

Jog 77% - Run 19% - Sprint 4%

Km 9.020

6.918

1.713

0.318

Mvp Stats

Minutes Played	98
Goals	1
Scoring Chances	0
Attempts	2
Attempts on target	1 (1)
Assists	0
Balls Played	22
Passes Completed	7
Passes Completed/Attempted (%)	58
Key Passes	1
Gained Possessions	3
Fouls Suffered	1

The above statistics are considered final 24 hours after the end of the match.

The disciplinary sanctions are unofficial, as they come from real-time tracking during the match. They will become official following approval by the relevant bodies.

In the case of uncertainty over the identity of a goalscorer, Lega Serie A will confirm this the day after each round of matches is completed.

The official data providers are Kama, Hawk-Eye, Math and Sport.