

# MATCH REPORT



Semi-finals 2nd leg  
COPPA ITALIA FRECCIAROSSA 2025-2026



**INTER**



**COMO**

Milano 21/04/2026  
GIUSEPPE MEAZZA 21:00



**INTER**

**3-2**

**COMO**



## LINE-UPS

### INTER

13	J. MARTÍNEZ (GK)	
25	AKANJI	
15	ACERBI	
30	CARLOS AUGUSTO	
11	LUIS HENRIQUE	
23	BARELLA	
20	ÇALHANOĞLU	x2
7	ZIELIŃSKI	
32	DIMARCO	
14	BONNY	
9	M. THURAM	



### Bench

1	SOMMER (GK)	
12	DI GENNARO (GK)	
2	DUMFRIES	
8	SUČIĆ	x2
16	FRATTESI	
17	DIOUF	
22	MKHITARYAN	
31	BISSECK	
36	DARMIAN	
48	MOSCONI	
51	ALEXIOU	
94	P. ESPOSITO	

### COMO

	(GK) BUTEZ	1
	RAMÓN	14
	DIEGO CARLOS	34
	KEMPF	2
	VAN DER BREMPT	77
	PERRONE	23
	DA CUNHA	33
	ÁLEX VALLE	3
	NICO PAZ	10
	BATURINA	20
	DOUVIKAS	11



### Bench

	(GK) TÖRNQVIST	21
	(GK) VIGORITO	22
	(GK) ČAVLINA	44
	GOLDANIGA	5
	CAQUERET	6
	MORATA	7
	LAHDO	15
	JESÚS RODRÍGUEZ	17
	ALBERTO MORENO	18
	KÜHN	19
	SMOLČIĆ	28
	DIAO	38
	DE PAOLI	56
	PISATI	58

Head Coach: **CRISTIAN EUGEN CHIVU**

Head Coach: **FRANCESC FÀBREGAS SOLER**

Referee: **SIMONE SOZZA**  
 Assistant referee: **ALESSIO BERTI**  
 Assistant referee: **DARIO CECCONI**

Fourth official: **MATTEO MARCENARO**  
 V.A.R.: **DANIELE DOVERI**  
 A.V.A.R.: **FEDERICO LA PENNA**



Semi-finals 2nd leg  
COPPA ITALIA FRECCIAROSSA 2025-2026

# MATCH REPORT

FRECCIAROSSA

Milano 21/04/2026 GIUSEPPE MEAZZA 21:00




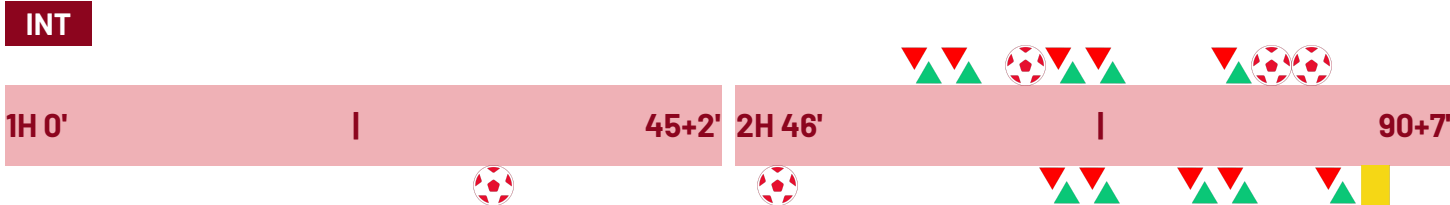
INTER

3-2

COMO



## MATCH EVENTS



INTER	COMO
<ul style="list-style-type: none"> <li>60' PETAR SUČIĆ   PIOTR ZIELIŃSKI</li> <li>60' ANDY DIOUF   FEDERICO DIMARCO</li> <li>69' HAKAN ÇALHANOĞLU</li> <li>69' (PETAR SUČIĆ)</li> <li>74' YANN BISSECK   FRANCESCO ACERBI</li> <li>74' FRANCESCO PIO ESPOSITO   ANGE-YOAN BONNY</li> <li>84' DENZEL DUMFRIES   LUIS HENRIQUE</li> <li>86' HAKAN ÇALHANOĞLU</li> <li>86' (PETAR SUČIĆ)</li> <li>89' PETAR SUČIĆ</li> <li>89' (HAKAN ÇALHANOĞLU)</li> </ul>	<ul style="list-style-type: none"> <li>32' MARTIN BATURINA</li> <li>32' (IGNACE VAN DER BREMPT)</li> <li>48' LUCAS DA CUNHA</li> <li>48' (NICO PAZ)</li> <li>70' MAXENCE CAQUERET   LUCAS DA CUNHA</li> <li>70' ASSANE DIAO   TASOS DOUVIKAS</li> <li>80' IVAN SMOLČIĆ   IGNACE VAN DER BREMPT</li> <li>80' JESÚS RODRIGUEZ   MARTIN BATURINA</li> <li>90' ÁLVARO MORATA   DIEGO CARLOS</li> <li>90+4' MÁXIMO PERRONE</li> </ul>

### Legend:

- Goals
- Own goal
- Penalty
- Assist
- Yellow Card
- Substitution
- Red Card
- Double Yellow Card



Semi-finals 2nd leg  
COPPA ITALIA FRECCIAROSSA 2025-2026

# MATCH REPORT

FRECCIAROSSA

Milano 21/04/2026 GIUSEPPE MEAZZA 21:00



INTER

3-2

COMO



## GAME TIME



Effective played time:  
64%



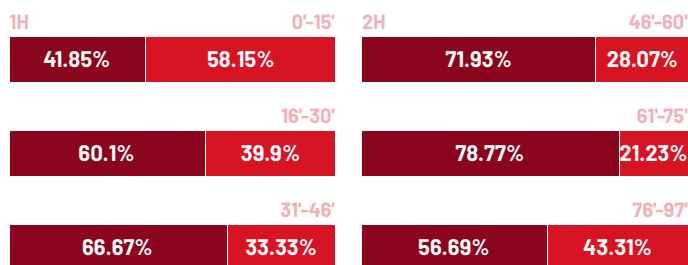
1st Half - 2nd Half  
33'48" - 28'36"

## BALL POSSESSION

INTER

COMO

### QUARTERS BALL POSSESSION



## TEAM STATS

	INT	COM
Attempts	22	15
Attempts on target	8	7
Attempts on target from penalty box	12	12
Post		
Bar		1
Attempts off target	5	3
Blocked Shots	8	4
Scoring Chances	2	2
Key Passes	16	14
Assists	3	2
Fouls Committed	5	6
Corners	9	7
Offsides	2	1
Cross Completed/Total	10/32	7/13
Dribbling	13	10
Passes Completed	563	328
Passes Completed/Attempted (%)	90	85
Passes Final Third	229	69
Balls played forward	367	137
Long Passes	39	39
Saves	5	4
Gained Possessions	42	32



INTER

3-2

COMO



## PLAYER STATS

INTER		M	GC	OG	S	AS	CL	LB	FYC	SYC	RC										
13	J. MARTÍNEZ	98'	2		5			9													
		M	G	OG	A	AT	HW	SC	FS	BP	AS	KP	P	P(%)	PA	R	FYC	SYC	RC		
25	AKANJI	98'			2				85		1	66	91	43	6						
15	ACERBI	75'						1	79			67	100	30	3						
30	CARLOS AUGUSTO	98'			1				77			55	93	36	5						
11	LUIS HENRIQUE	85'							75		1	57	90	38	8						
23	BARELLA	98'			2				87		3	66	85	48	2						
20	ÇALHANOĞLU	98'	2		6	4	1	1	117	1	1	89	89	55	4						
7	ZIELIŃSKI	61'			1				49		2	33	86	29	4						
32	DIMARCO	61'			2	1			46		3	35	94	31	2						
14	BONNY	75'			2		1		24			14	93	14	2						
9	M. THURAM	98'			3	2		2	31			15	93	10	3						
2	DUMFRIES	13'							3												
8	SUČIĆ	37'	1		2	1			28	2	4	18	81	16	1						
17	DIOUF	37'							22		1	13	76	12	1						
31	BISSECK	23'							8			6	85	5							
94	P. ESPOSITO	23'			1				4			1	50								

COMO		M	GC	OG	S	AS	CL	LB	FYC	SYC	RC										
1	BUTEZ	98'	3		4		1	18													
		M	G	OG	A	AT	HW	SC	FS	BP	AS	KP	P	P(%)	PA	R	FYC	SYC	RC		
14	RAMÓN	98'							49		1	39	95	14	1						
34	DIEGO CARLOS	91'							44			34	100	3	4						
2	KEMPF	98'			3		1		61			30	75	11	5						
77	VAN DER BREMPT	81'						2	40	1	1	20	80	13	4						
23	PERRONE	98'							61		2	46	92	12	4	1					
33	DA CUNHA	71'	1		3	2	1		53		1	40	95	19							
3	ÁLEX VALLE	98'							35		1	20	86	12	2						
10	NICO PAZ	98'			2	1			65	1	3	36	81	25	6						
20	BATURINA	81'	1		2	2		1	35		4	22	84	16							
11	DOUVIKAS	71'			2				17			5	62	3	1						
6	CAQUERET	28'			1	1			7		1	3	100	1	1						
7	MORATA	7'							1			1	100	1							
17	JESÚS RODRÍGUEZ	18'						1	4			1	100	1							
28	SMOLČIĆ	18'			1				10			4	57	2							
38	DIAO	28'			1	1	1	1	16			7	100	4	1						

## Legend

FYC	Yellow Card
OG	Owngoal
BP	Balls Played
SYC	Double Yellow Card
RC	Red Card
G	Goals
GC	Goal Conceded
M	Minutes Played
AS	Assists
FS	Fouls Suffered
A	Attempts
AT	Attempts on target
SC	Scoring Chances
HW	Hit Woodwork
S	Saves
CL	Clearences
LB	Long Ball
P(%)	Passes Completed/Attempted (%)
KP	Key Passes
PA	Balls played forward
P	Passes Completed
R	Gained Possessions

## PLAYERS RANKING

Attempts		Attempts on target		Passes Final Third		Scoring Chances	
1	ÇALHANOĞLU INT 6	1	ÇALHANOĞLU INT 4	1	ÇALHANOĞLU INT 29	1	BONNY INT 1
2	DA CUNHA COM 3	2	DA CUNHA COM 2	2	BARELLA INT 29	2	DIAO COM 1
3	KEMPF COM 3	3	M. THURAM INT 2	3	LUIS HENRIQUE INT 28	3	ÇALHANOĞLU INT 1
4	M. THURAM INT 3	4	BATURINA COM 2	4	DIMARCO INT 23	4	DA CUNHA COM 1
5	BONNY INT 2	5	DIAO COM 1	5	ZIELIŃSKI INT 23		

Crosses		Passes Completed		Key Passes		Dribbling	
1	CARLOS AUGUSTO INT 6	1	ÇALHANOĞLU INT 89	1	BATURINA COM 4	1	NICO PAZ COM 5
2	DIMARCO INT 5	2	ACERBI INT 67	2	SUČIĆ INT 4	2	ZIELIŃSKI INT 4
3	ÇALHANOĞLU INT 4	3	AKANJI INT 66	3	DIMARCO INT 3	3	DIOUF INT 2
4	DA CUNHA COM 4	4	BARELLA INT 66	4	NICO PAZ COM 3	4	DIAO COM 2
5	LUIS HENRIQUE INT 4	5	LUIS HENRIQUE INT 57	5	BARELLA INT 3	5	M. THURAM INT 2



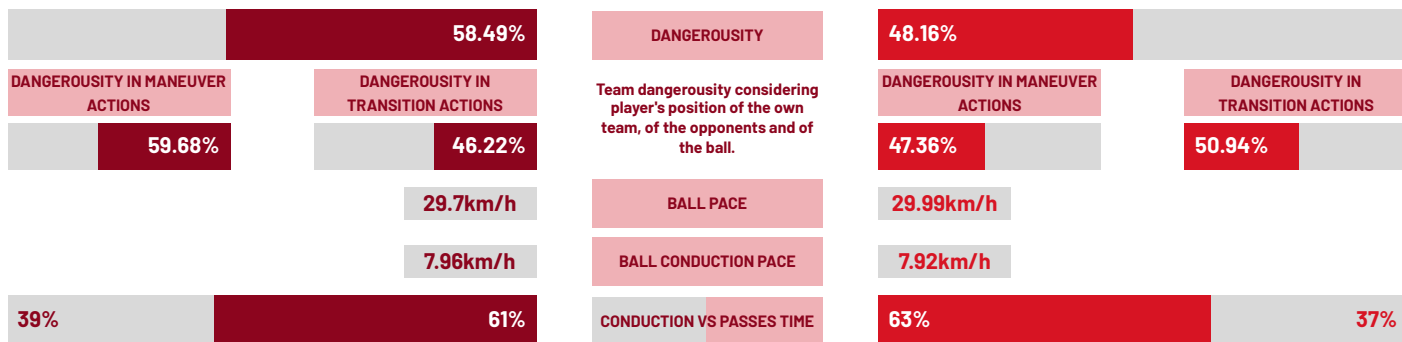
INTER

3-2

COMO



## TEAM INDICATORS



## RECORDMEN

### PASS GAIN

Number of players overtaken by a vertical pass (only successful passes are considered).

It shows how much a player tends to overcome the opponent's pressure lines.

1	9	MARCUS THURAM	3.67	1	17	JESÚS RODRIGUEZ	5
2	14	ANGE-YOAN BONNY	3.6	2	11	TASOS DOUVIKAS	4.5
3	7	PIOTR ZIELIŃSKI	3.4	3	6	MAXENCE CAQUERET	3.5
4	17	ANDY DIOUF	3.07	4	20	MARTIN BATURINA	3.44
5	20	HAKAN ÇALHANOGU	2.51	5	14	JACOBO RAMÓN	3.36

### PASS RISK

Measures the player's propensity to risk the pass (only successful passes are considered).

1	13	JOSEP MARTÍNEZ	23.87%	1	28	IVAN SMOLČIĆ	59.5%
2	8	PETAR SUČIĆ	21.47%	2	1	JEAN BUTEZ	27.32%
3	17	ANDY DIOUF	20.07%	3	20	MARTIN BATURINA	27.28%
4	25	MANUEL AKANJI	19.07%	4	6	MAXENCE CAQUERET	26.75%
5	9	MARCUS THURAM	18.1%	5	17	JESÚS RODRIGUEZ	25%

### RECEIVED PRESSURE

How much the player with the ball is pressed by the opposite team.

It depends on the speed, running direction and distance from the opponent who is at a shorter distance.

1	94	FRANCESCO PIO ESPOSITO	78.66%	1	7	ÁLVARO MORATA	86.01%
2	14	ANGE-YOAN BONNY	72.78%	2	38	ASSANE DIAO	76.13%
3	9	MARCUS THURAM	68.97%	3	6	MAXENCE CAQUERET	68.95%
4	8	PETAR SUČIĆ	56.56%	4	11	TASOS DOUVIKAS	67.89%
5	7	PIOTR ZIELIŃSKI	54.94%	5	17	JESÚS RODRIGUEZ	62.99%

### PASS AVAILABILITY

Ability of a player to get away from opponents to receive the ball.

It is computed for all the teammates of the player in possession.

1	30	CARLOS AUGUSTO	85.7%	1	2	MARC-OLIVER KEMPF	77.33%
2	15	FRANCESCO ACERBI	85.14%	2	34	DIEGO CARLOS	75.43%
3	11	LUIS HENRIQUE	83.71%	3	77	IGNACE VAN DER BREMPT	75.37%
4	17	ANDY DIOUF	83.41%	4	3	ÁLEX VALLE	69.68%
5	32	FEDERICO DIMARCO	79.05%	5	14	JACOBO RAMÓN	69.64%



**INTER**

**3-2**

**COMO**



## PLAYERS RANKING (ATHLETICS PERFORMANCE)

Jog - Run - Sprint (km)			
1	NICOLÒ BARELLA	Total 11.152	
	8.157	2.824	0.120
2	HAKAN CALHANOGU	Total 10.695	
	8.239	2.239	0.149
3	LUIS HENRIQUE TOMAZ DE LIMA	Total 10.271	
	7.915	2.068	0.262
4	CARLOS AUGUSTO ZOPOLATO NEVES	Total 10.034	
	8.155	1.731	0.108
5	MANUEL AKANJI	Total 9.183	
	7.586	1.404	0.104

Jog - Run - Sprint (km)			
1	MAXIMO PERRONE RODRIGUEZ	Total 10.672	
	8.908	1.583	0.139
2	ALEX VALLE GOMEZ	Total 10.319	
	7.482	2.393	0.400
3	NICOLAS PAZ MARTINEZ	Total 10.052	
	7.745	1.992	0.267
4	MARTIN BATURINA	Total 9.579	
	7.640	1.784	0.129
5	MARC-OLIVER KEMPF	Total 9.173	
	7.708	1.306	0.122

AVG Speed km/h (run)			
1	BISSECK	INT	19.966
2	J. MARTÍNEZ	INT	19.847
3	M. THURAM	INT	19.670
4	DIMARCO	INT	19.616
5	SUČIĆ	INT	19.603

AVG Speed km/h (run)			
1	JESÚS RODRÍGUEZ	COM	19.944
2	SMOLČIĆ	COM	19.941
3	RAMÓN	COM	19.655
4	ÁLEX VALLE	COM	19.576
5	DIAO	COM	19.549

AVG Speed km/h (sprint)			
1	LUIS HENRIQUE	INT	27.886
2	M. THURAM	INT	27.598
3	BISSECK	INT	27.459
4	DIOUF	INT	27.040
5	DIMARCO	INT	27.007

AVG Speed km/h (sprint)			
1	ÁLEX VALLE	COM	27.579
2	DA CUNHA	COM	27.561
3	NICO PAZ	COM	27.502
4	SMOLČIĆ	COM	27.479
5	BATURINA	COM	27.409

## TEAM STATS (ATHLETICS PERFORMANCE)

Distance Covered (km)	107.670
-----------------------	---------

Distance Covered (km)	104.214
-----------------------	---------

Jog - Run - Sprint (km)		
84.468	20.950	1.611

Jog - Run - Sprint (km)		
83.836	17.734	2.001

Fitness data displayed in the report are the ones collected in real time and could be different to the post-processed ones, delivered to the coaching staff

Jog:	0-7 km/h	Run:	7.1-15 km/h	Sprint:	15.1+ km/h	Jog + Run + Sprint:	Distance covered
------	----------	------	-------------	---------	------------	---------------------	------------------

TOP Sprinter: Top four players per team



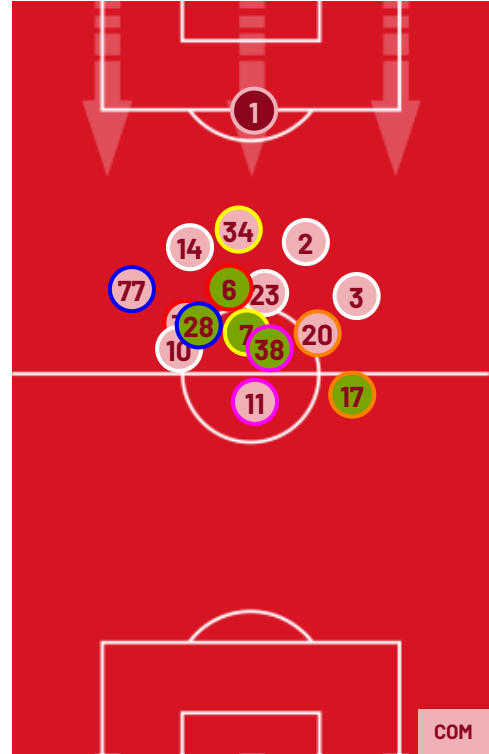
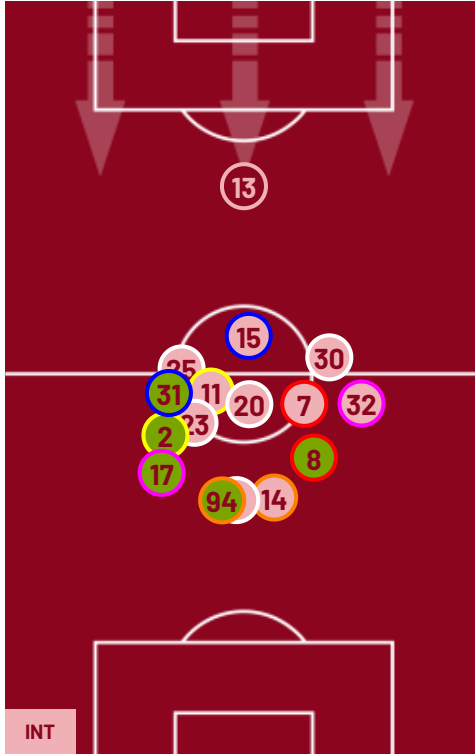
**INTER**

**3-2**

**COMO**



## PLAYERS AVERAGE POSITIONS



- Legend:
- |                  |           |            |                           |           |
|------------------|-----------|------------|---------------------------|-----------|
| 1st Substitution | Player In | Player Out | Player In Substitution Of | Player In |
| 2nd Substitution | Player In | Player Out | Player In Substitution Of | Player In |
| 3rd Substitution | Player In | Player Out | Player In Substitution Of | Player In |
| 4th Substitution | Player In | Player Out | Player In Substitution Of | Player In |
| 5th Substitution | Player In | Player Out | Player In Substitution Of | Player In |



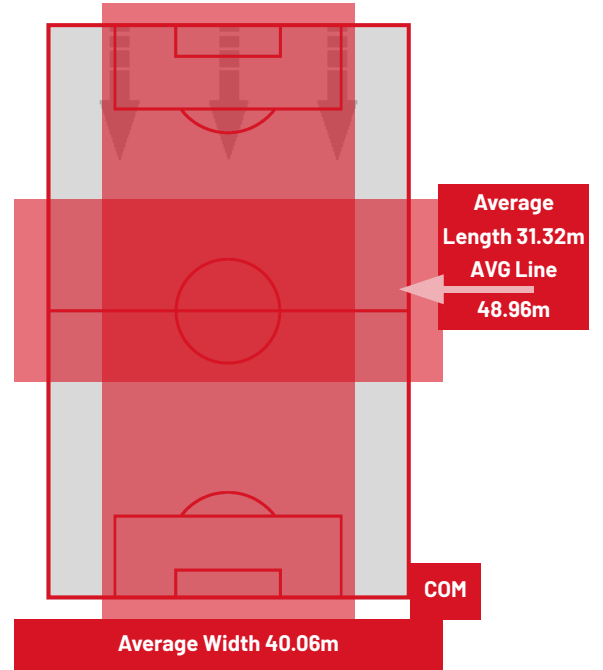
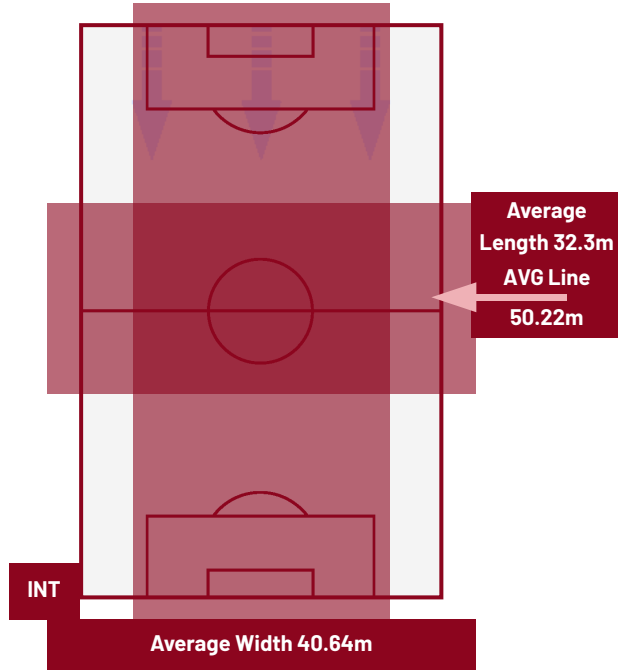
**INTER**

**3-2**

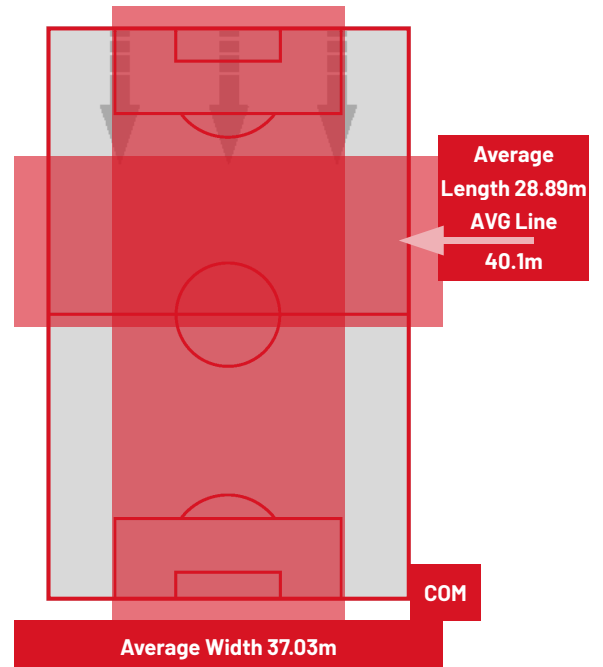
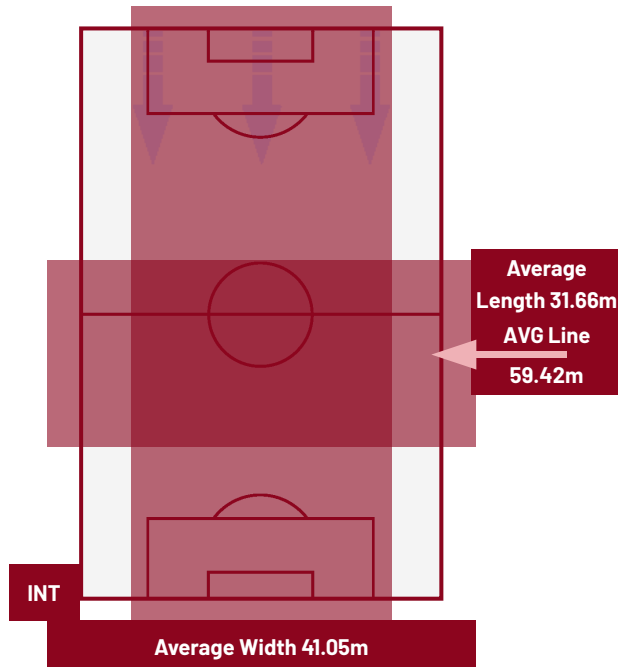
**COMO**



## TEAM'S DEFENSE POSITION 1ST HALF



## TEAM'S DEFENSE POSITION 2ND HALF





Semi-finals 2nd leg  
COPPA ITALIA FRECCIAROSSA 2025-2026

# MATCH REPORT

FRECCIAROSSA

Milano 21/04/2026 GIUSEPPE MEAZZA 21:00



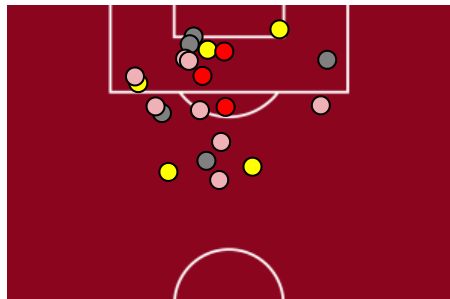
**INTER**

**3-2**

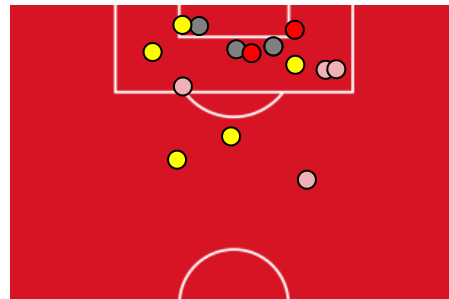
**COMO**



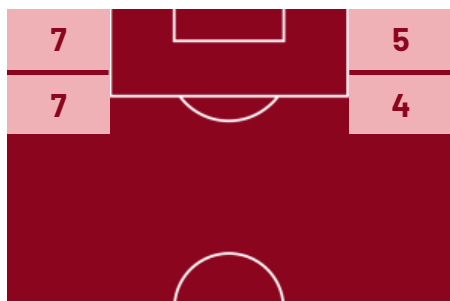
## ATTEMPTS MAP




3	Goals	2
8	On target	7
5	Off target	3
8	Blocked	4



## OPEN PLAY CROSSES MAP



10	Crosses completed	7
32	Total crosses	13
31	Accuracy (%)	54



862	Total Balls Played	605
194	DEFENSIVE	265
303	MIDFIELD	193
365	ATTACK ZONE	147



FRECCIAROSSA

Milano 21/04/2026 GIUSEPPE MEAZZA 21:00



**INTER**

**3-2**

**COMO**



## KEY PLAYERS

	<b>HAKAN CALHANOGLU</b>	<b>20</b>
Position	Midfielder	
Date of birth	08/02/1994	
Nationality	TUR	

Jog 78% - Run 21% - Sprint 1% **Km 10.695**

<b>8.239</b>	<b>2.239</b>	<b>0.149</b>
--------------	--------------	--------------

### Mvp Stats

Minutes Played	<b>98</b>
Goals	<b>2</b>
Scoring Chances	<b>1</b>
Attempts	<b>6</b>
Attempts on target	<b>4 (2)</b>
Assists	<b>1</b>
Balls Played	<b>117</b>
Passes Completed	<b>89</b>
Passes Completed/Attempted (%)	<b>89</b>
Key Passes	<b>1</b>
Gained Possessions	<b>4</b>
Fouls Suffered	<b>1</b>

	<b>LUCAS DA CUNHA</b>	<b>33</b>
Position	Midfielder	
Date of birth	09/06/2001	
Nationality	FRA	

Jog 80% - Run 18% - Sprint 2% **Km 8.230**

<b>6.540</b>	<b>1.492</b>	<b>0.171</b>
--------------	--------------	--------------

### Mvp Stats

Minutes Played	<b>71</b>
Goals	<b>1</b>
Scoring Chances	<b>1</b>
Attempts	<b>3</b>
Attempts on target	<b>2 (1)</b>
Assists	<b>0</b>
Balls Played	<b>53</b>
Passes Completed	<b>40</b>
Passes Completed/Attempted (%)	<b>95</b>
Key Passes	<b>1</b>
Gained Possessions	<b>0</b>
Fouls Suffered	<b>0</b>

The above statistics are considered final 24 hours after the end of the match.

The disciplinary sanctions are unofficial, as they come from real-time tracking during the match. They will become official following approval by the relevant bodies.

In the case of uncertainty over the identity of a goalscorer, Lega Serie A will confirm this the day after each round of matches is completed.

The official data providers are Kama, Hawk-Eye, Math and Sport.