

MATCH REPORT



Matchday 18
SERIE A CHAMPIONSHIP 2025-2026



GENOA



PISA

Genova 03/01/2026
LUIGI FERRARIS 15:00

Genova 03/01/2026 LUIGI FERRARIS 15:00



GENOA

1-1

PISA



LINE-UPS

GENOA

1	LEALI (GK)	
34	OTOA	
5	ØSTIGÅRD	
22	VÁSQUEZ	
15	NORTON-CUFFY	
17	MALINOVSKYI	■
32	FRENDRUP	
2	THORSBY	
3	MARTÍN	
29	COLOMBO	⚽
9	VITINHA	



Bench

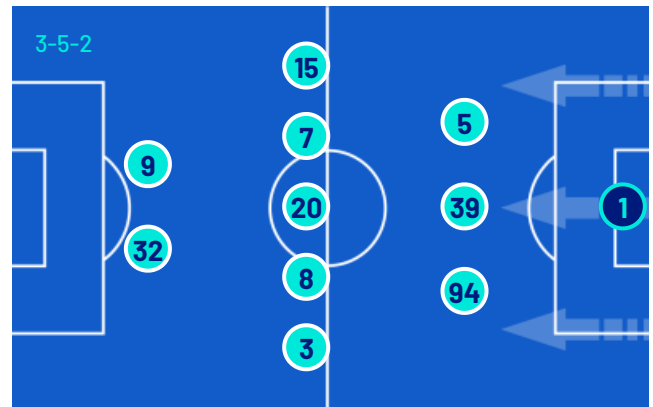
35	LYSIONOK (GK)
39	SOMMARIVA (GK)
8	STANCIU
18	EKUBAN
20	SABELLI
21	EKHATOR
23	V. CARBONI
27	MARCANDALLI
30	CUENCA
40	FINI
73	MASINI
76	VENTURINO
77	ELLERTSSON

Head Coach: **DANIELE DE ROSSI**

Referee: **DANIELE CHIFFI**
 Assistant referee: **GIORGIO PERETTI**
 Assistant referee: **VALERIO COLAROSSO**

PISA

(GK) ŠEMPER	1
CANESTRELLI	5
ALBIOL	39
G. BONFANTI	94
I. TOURÉ	15
LÉRIS	7
AEBISCHER	20
HØJHOLT	8
ANGORI	3
MEISTER	9
MOREO	32



Bench

(GK) NICOLAS	12
(GK) SCUFFET	22
CARACCILO	4
M. MARIN	6
TRAMONI	10
BUFFON	16
NZOLA	18
ESTEVES	19
COPPOLA	26
CALABRESI	33
PICCININI	36
BETTAZZI	42
DENOON	44
MBAMBI	76
LORRAN	99

Head Coach: **ALBERTO GILARDINO**

Fourth official: **ANDREA CALZAVARA**
 V.A.R.: **PAOLO MAZZOLENI**
 A.V.A.R.: **LUIGI NASCA**

Genova 03/01/2026 LUIGI FERRARIS 15:00



GENOA

1-1

PISA



MATCH EVENTS



Red Card Head Coach GAETANO CARIDI

Legend:

- Goals
- Penalty
- Yellow Card
- Red Card
- Own goal
- Assist
- Substitution
- Double Yellow Card



Matchday 18
SERIE A CHAMPIONSHIP 2025-2026

MATCH REPORT

Genova 03/01/2026 LUIGI FERRARIS 15:00



GENOA

1-1

PISA




GAME TIME



Effective
played time:
50%

1st Half - 2nd Half
24'10" - 25'46"



BALL POSSESSION

GENOA

PISA

QUARTERS BALL POSSESSION

1H		2H	
0'-15'	63.41%	46'-60'	21.74%
16'-30'	36.59%	61'-75'	32.5%
31'-48'	69.23%	76'-99'	44.38%
	59.06%		55.63%

TEAM STATS

	GEN	PIS
Attempts	8	10
Attempts on target	3	2
Attempts on target from penalty box	4	6
Post		
Bar		1
Attempts off target	2	4
Blocked Shots	2	4
Scoring Chances		
Key Passes	4	5
Assists		
Fouls Committed	9	17
Corners	2	7
Offsides	4	1
Cross Completed/Total	7/21	9/28
Dribbling	10	2
Passes Completed	361	178
Passes Completed/Attempted (%)	80	70
Passes Final Third	89	41
Balls played forward	160	63
Long Passes	39	33
Saves	1	2
Gained Possessions	51	43

Genova 03/01/2026 LUIGI FERRARIS 15:00



GENOA

1-1

PISA



PLAYER STATS

GENOA		M	GC	OG	S	AS	CL	LB	FYC	SYC	RC																			
1	LEALI	100'	1		1			21				M	G	OG	A	AT	PT	SC	FS	BP	AS	KP	P	P(%)	PA	R	FYC	SYC	RC	
34	OTOA	87'							2										45	90	12	10								
5	ØSTIGÅRD	100'			1														49	96	11	8								
22	VÁSQUEZ	100'							1										47	88	8	7								
15	NORTON-CUFFY	79'																	33	84	15	5								
17	MALINOVSKYI	100'			2				2										54	84	37	2	1							
32	FRENDRUP	100'			1				1										39	88	25	7								
2	THORSBY	67'			1	1													5	50	3	3								
3	MARTÍN	100'							2										33	68	22	2								
29	COLOMBO	79'	1		1	1			3										14	73	11									
9	VITINHA	100'			2	1			4										13	61	10	3								
18	EKUBAN	21'																	2	66		1								
21	EKHATOR	33'							1										2	50	1									
27	MARCANDALLI	13'																	2	50	1									
77	ELLERTSSON	21'							1										8	88	4	2								

PISA		M	GC	OG	S	AS	CL	LB	FYC	SYC	RC																			
1	ŠEMPER	100'	1		2			20				M	G	OG	A	AT	PT	SC	FS	BP	AS	KP	P	P(%)	PA	R	FYC	SYC	RC	
5	CANESTRELLI	100'																				1	17	85	3	5	1			
39	ALBIOL	65'			1																		17	65		7				
94	G. BONFANTI	75'																				13	68	3	4					
15	I. TOURÉ	100'			2																	1	11	45	8	4				
7	LÉRIS	61'	1		3	2	1		1										7	58	6	3	1							
20	AEBISCHER	100'							3										38	82	17	4								
8	HÖJHOLT	61'			1														9	90	1	1								
3	ANGORI	100'							1										2	15	71	10	3							
9	MEISTER	100'							1										3	60	3									
32	MOREO	75'			1														1	6	66	4								
4	CARACCILO	35'			1														5	100	1	1								
6	M. MARIN	39'							1										4	66	1	2								
18	NZOLA	25'							1										2	50	1	3								
33	CALABRESI	25'																	4	57	2	2	1							
36	PICCININI	39'			1				1										5	62	3	1								

Legend

FYC	Yellow Card
OG	Owngoal
BP	Balls Played
SYC	Double Yellow Card
RC	Red Card
G	Goals
GC	Goal Conceded
M	Minutes Played
AS	Assists
FS	Fouls Suffered
A	Attempts
AT	Attempts on target
SC	Scoring Chances
PT	Posts
S	Saves
CL	Clearences
LB	Long Ball
P(%)	Passes Completed/Attempted (%)
KP	Key Passes
PA	Balls played forward
P	Passes Completed
R	Gained Possessions

PLAYERS RANKING

Attempts			Attempts on target			Passes Final Third			Scoring Chances		
1	LÉRIS	PIS 3	1	LÉRIS	PIS 2	1	MALINOVSKYI	GEN 21			
2	I. TOURÉ	PIS 2	2	COLOMBO	GEN 1	2	MARTÍN	GEN 16			
3	MALINOVSKYI	GEN 2	3	THORSBY	GEN 1	3	NORTON-CUFFY	GEN 12			
4	VITINHA	GEN 2	4	VITINHA	GEN 1	4	AEBISCHER	PIS 10			
5	CARACCILO	PIS 1				5	COLOMBO	GEN 8			

Crosses			Passes Completed			Key Passes			Dribbling		
1	MARTÍN	GEN 11	1	MALINOVSKYI	GEN 54	1	MARTÍN	GEN 2	1	VITINHA	GEN 6
2	ANGORI	PIS 9	2	ØSTIGÅRD	GEN 49	2	ANGORI	PIS 2	2	OTOA	GEN 2
3	G. BONFANTI	PIS 5	3	VÁSQUEZ	GEN 47	3	NORTON-CUFFY	GEN 1	3	NORTON-CUFFY	GEN 1
4	LÉRIS	PIS 4	4	OTOA	GEN 45	4	I. TOURÉ	PIS 1	4	MEISTER	PIS 1
5	COLOMBO	GEN 3	5	FRENDRUP	GEN 39	5	VÁSQUEZ	GEN 1	5	AEBISCHER	PIS 1

Genova 03/01/2026 LUIGI FERRARIS 15:00



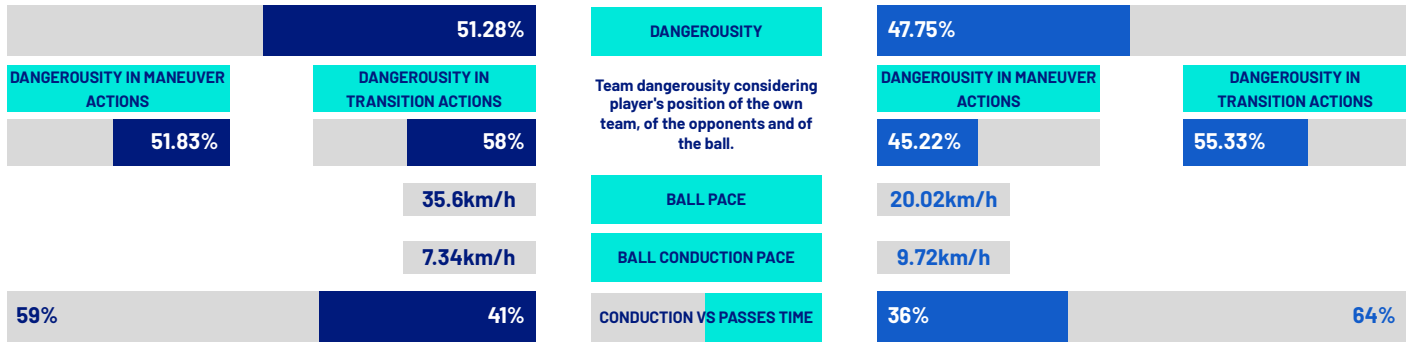
GENOA

1-1

PISA



TEAM INDICATORS



RECORDMEN

PASS GAIN

Number of players overtaken by a vertical pass (only successful passes are considered).

It shows how much a player tends to overcome the opponent's pressure lines.

1	15	BROOKE NORTON-CUFFY	3.5	1	39	RAÚL ALBIOL	5
2	5	LEO ØSTIGÅRD	3	2	1	A. SEMPER	2
3	29	LORENZO COLOMBO	2	3	19	SIMONE CANESTRELLI	2
4	34	SEBASTIAN OTOA	2	4	8	MALTHE HØJHOLT	2
5	32	MORTEN FRENDRUP	1.25	5	94	GIOVANNI BONFANTI	1

PASS RISK

Measures the player's propensity to risk the pass (only successful passes are considered).

1	15	BROOKE NORTON-CUFFY	39%	1	39	RAÚL ALBIOL	99%
2	5	LEO ØSTIGÅRD	26.5%	2	19	SIMONE CANESTRELLI	46%
3	29	LORENZO COLOMBO	4%	3	1	A. SEMPER	10%
4	32	MORTEN FRENDRUP	3%	4	15	IDRISSA TOURÉ	6%
5	15	JOHAN VÁSQUEZ	3%	5	8	MALTHE HØJHOLT	5%

RECEIVED PRESSURE

How much the player with the ball is pressed by the opposite team.

It depends on the speed, running direction and distance from the opponent who is at a shorter distance.

1	21	JEFF EKHATOR	85.63%	1	18	M'BALA NZOLA	84.71%
2	18	CALEB EKUBAN	81.09%	2	36	GABRIELE PICCININI	79.49%
3	29	LORENZO COLOMBO	74.29%	3	9	STEFANO MOREO	77.76%
4	18	MORTEN THORSBY	63.73%	4	9	HENRIK MEISTER	72.39%
5	9	VITINHA	62.99%	5	15	IDRISSA TOURÉ	60.85%

PASS AVAILABILITY

Ability of a player to get away from opponents to receive the ball.

It is computed for all the teammates of the player in possession.

1	3	AARÓN MARTÍN	85.79%	1	33	ARTURO CALABRESI	93%
2	15	BROOKE NORTON-CUFFY	85.37%	2	39	SAMUELE ANGORI	86.83%
3	34	SEBASTIAN OTOA	84.99%	3	94	GIOVANNI BONFANTI	77.07%
4	15	JOHAN VÁSQUEZ	82.15%	4	4	ANTONIO CARACCILO	71.88%
5	5	LEO ØSTIGÅRD	80.35%	5	20	MICHEL AEBISCHER	71.85%

Genova 03/01/2026 LUIGI FERRARIS 15:00



GENOA

1-1

PISA



PLAYERS RANKING (ATHLETICS PERFORMANCE)

Jog - Run - Sprint (km)			
1	RUSLAN MALINOVSKYI	Total 11.610	
	8.926	2.490	0.141
2	MORTEN WETCHE FRENDRUP	Total 11.559	
	8.863	2.594	0.045
3	VITOR MANUEL CARVALHO DE OLIVEIRA	Total 11.041	
	8.536	1.990	0.427
4	JOHAN FELIPE VASQUEZ IBARRA	Total 11.038	
	8.333	2.486	0.100
5	AARON MARTIN CARICOL	Total 10.643	
	7.810	2.555	0.173

AVG Speed km/h (run)			
1	OTOA	GEN	19.694
2	EKHATOR	GEN	19.658
3	ELLERTSSON	GEN	19.619
4	VITINHA	GEN	19.599
5	NORTON-CUFFY	GEN	19.538

AVG Speed km/h (sprint)			
1	MARCANDALLI	GEN	28.912
2	ELLERTSSON	GEN	28.317
3	EKUBAN	GEN	28.093
4	COLOMBO	GEN	27.691
5	VITINHA	GEN	27.635

Jog - Run - Sprint (km)			
1	IDRISSA TOURÉ	Total 11.756	
	8.817	2.567	0.268
2	SAMUELE ANGORI	Total 11.489	
	8.507	2.609	0.283
3	MICHEL AEBISCHER	Total 11.158	
	8.457	2.491	0.126
4	SIMONE CANESTRELLI	Total 11.009	
	8.794	1.966	0.145
5	HENRIK WENDEL MEISTER	Total 10.131	
	8.053	1.604	0.358

AVG Speed km/h (run)			
1	MEISTER	PIS	19.698
2	M. MARIN	PIS	19.665
3	CARACCIOLLO	PIS	19.658
4	I. TOURÉ	PIS	19.650
5	PICCININI	PIS	19.604

AVG Speed km/h (sprint)			
1	NZOLA	PIS	28.073
2	I. TOURÉ	PIS	27.656
3	MOREO	PIS	27.647
4	PICCININI	PIS	27.561
5	CANESTRELLI	PIS	27.408

TEAM STATS (ATHLETICS PERFORMANCE)

Distance Covered (km) 114.552

Distance Covered (km) 117.924

Jog - Run - Sprint (km)		
88.014	23.117	2.211

Jog - Run - Sprint (km)		
91.489	22.902	2.471

Fitness data displayed in the report are the ones collected in real time and could be different to the post-processed ones, delivered to the coaching staff

Jog:	0-7 km/h	Run:	7.1-15 km/h	Sprint:	15.1+ km/h	Jog + Run + Sprint:	Distance covered
TOP Sprinter:	Top four players per team						

Genova 03/01/2026 LUIGI FERRARIS 15:00



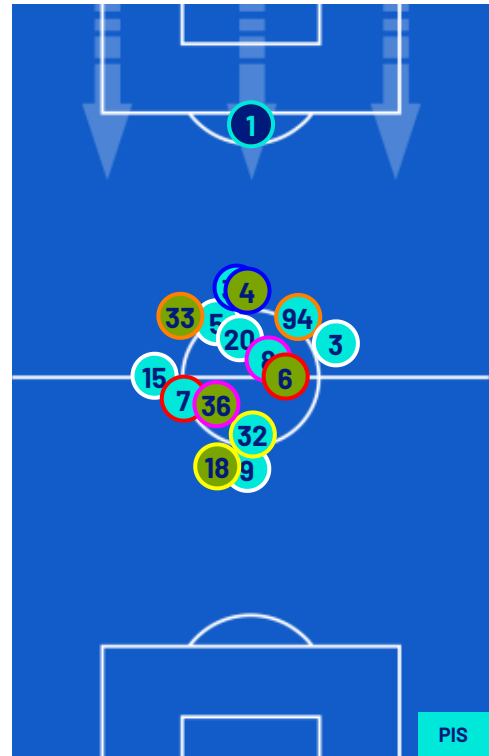
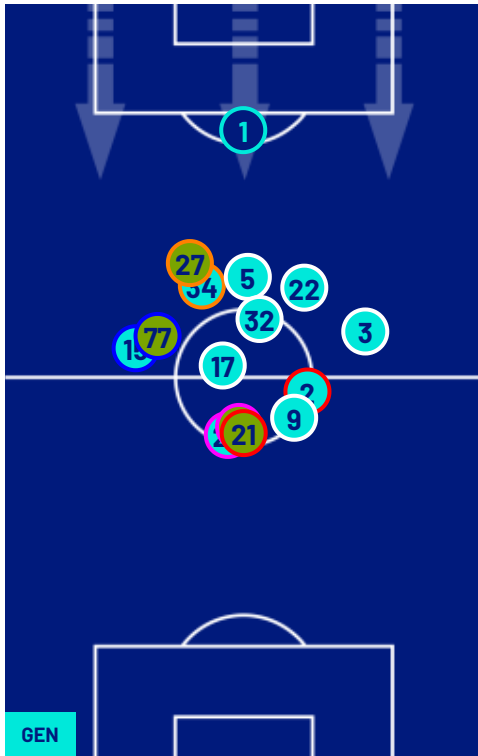
GENOA

1-1

PISA



PLAYERS AVERAGE POSITIONS



- Legend:
- | | | | | |
|------------------|-----------|------------|---------------------------|--|
| 1st Substitution | Player In | Player Out | Player In Substitution Of | |
| 2nd Substitution | Player In | Player Out | Player In Substitution Of | |
| 3rd Substitution | Player In | Player Out | Player In Substitution Of | |
| 4th Substitution | Player In | Player Out | Player In Substitution Of | |
| 5th Substitution | Player In | Player Out | Player In Substitution Of | |

Genova 03/01/2026 LUIGI FERRARIS 15:00



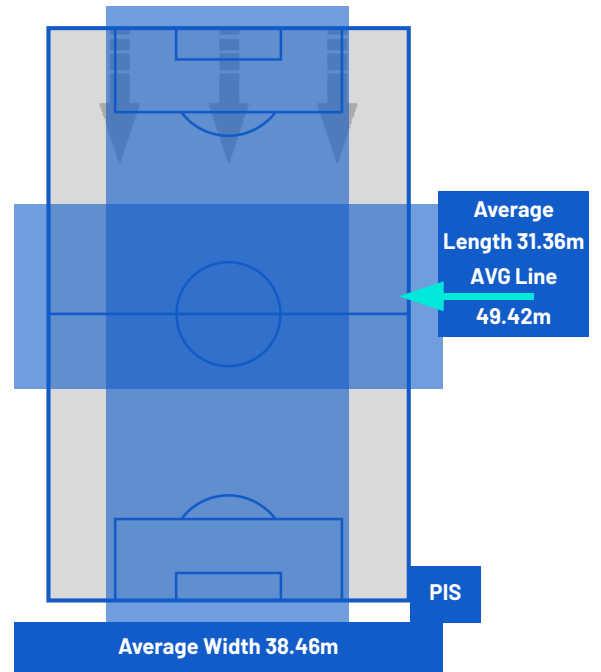
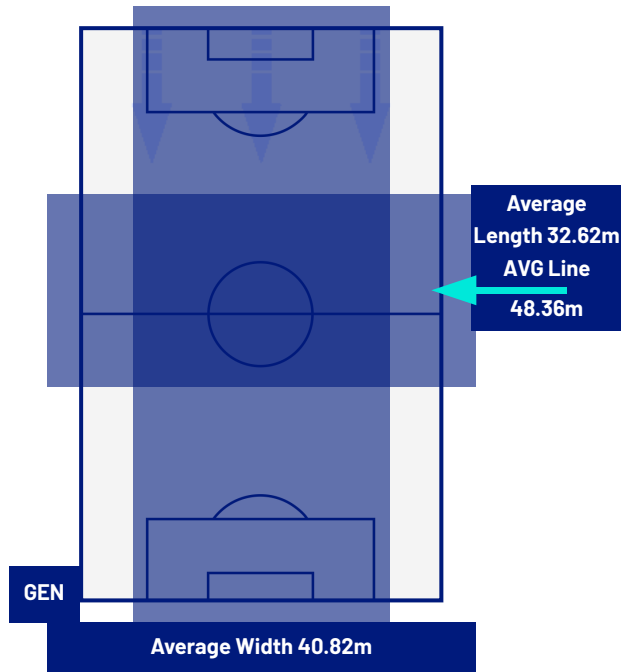
GENOA

1-1

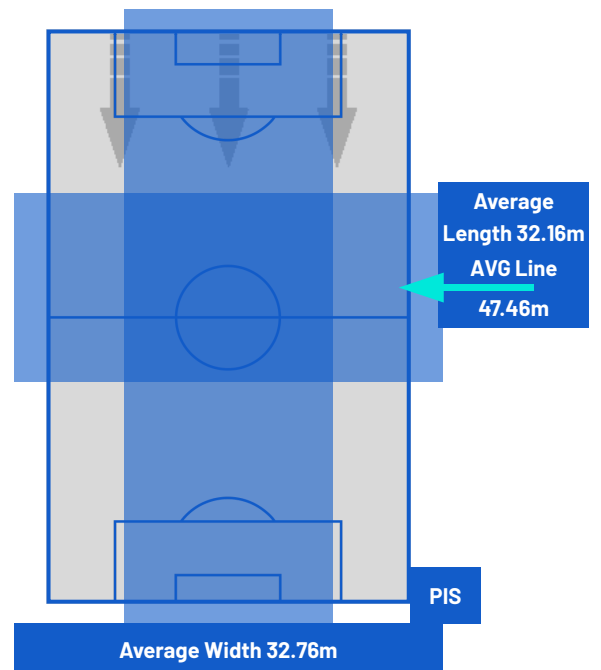
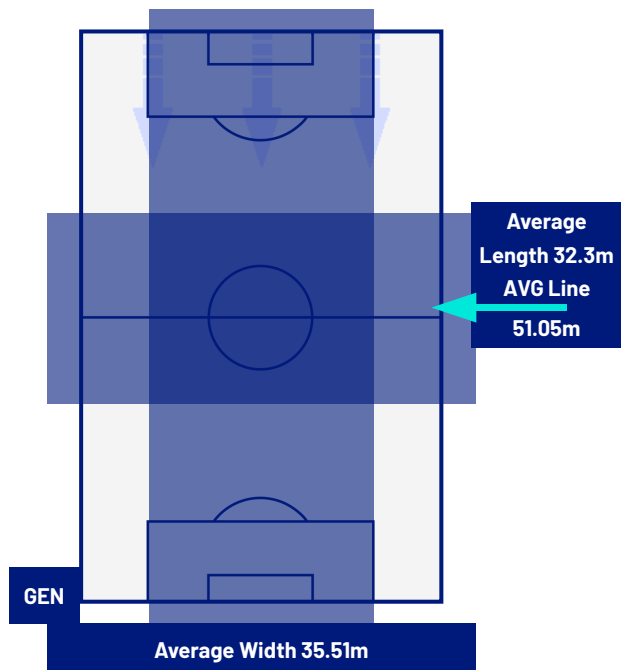
PISA



TEAM'S DEFENSE POSITION 1ST HALF



TEAM'S DEFENSE POSITION 2ND HALF



Genova 03/01/2026 LUIGI FERRARIS 15:00



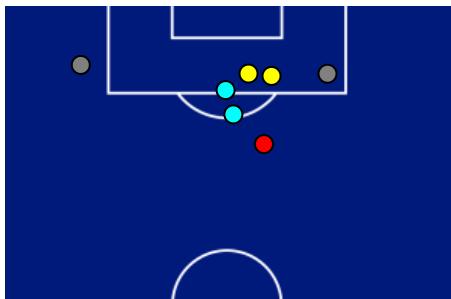
GENOA

1-1

PISA



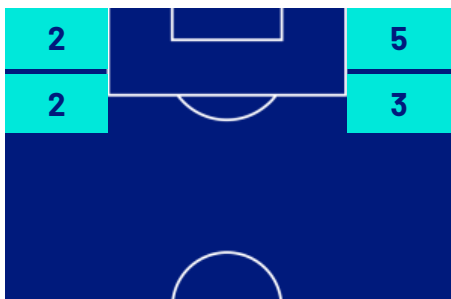
ATTEMPTS MAP



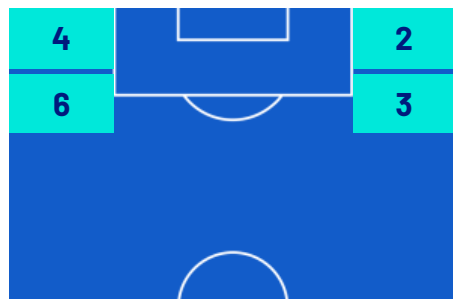
1	Goals	1
3	On target	2
2	Off target	4
2	Blocked	4



OPEN PLAY CROSSES MAP



7	Crosses completed	9
21	Total crosses	28
33	Accuracy (%)	32



708	Total Balls Played	512
273	DEFENSIVE	187
259	MIDFIELD	173
176	ATTACK ZONE	152

Genova 03/01/2026 LUIGI FERRARIS 15:00



GENOA


1-1

PISA



KEY PLAYERS

 LORENZO COLOMBO	29
Position	Forward
Date of birth	08/03/2002
Nationality	ITA

 MEHDI LERIS	7
Position	Midfielder
Date of birth	23/05/1998
Nationality	ALG

Jog 46% - Run 42% - Sprint 12%			Km 8.771
6.748	1.677	0.270	

Jog 43% - Run 45% - Sprint 12%			Km 7.744
5.466	2.024	0.207	

Mvp Stats	
Minutes Played	79
Goals	1
Scoring Chances	0
Attempts	1
Attempts on target	1(1)
Assists	0
Balls Played	0
Passes Completed	14
Passes Completed/Attempted (%)	73
Key Passes	0
Gained Possessions	0
Fouls Suffered	3

Mvp Stats	
Minutes Played	61
Goals	1
Scoring Chances	0
Attempts	3
Attempts on target	2(1)
Assists	0
Balls Played	0
Passes Completed	7
Passes Completed/Attempted (%)	58
Key Passes	0
Gained Possessions	3
Fouls Suffered	1

The above statistics are considered final 24 hours after the end of the match.

The disciplinary sanctions are unofficial, as they come from real-time tracking during the match. They will become official following approval by the relevant bodies.

In the case of uncertainty over the identity of a goalscorer, Lega Serie A will confirm this the day after each round of matches is completed.

The official data providers are Kama, Hawk-Eye, Math and Sport.