

MATCH REPORT



Matchday 23
SERIE A CHAMPIONSHIP 2025-2026



PISA



SASSUOLO

Pisa 31/01/2026
CETILAR ARENA 15:00

Pisa 31/01/2026 CETILAR ARENA 15:00



PISA

1-3

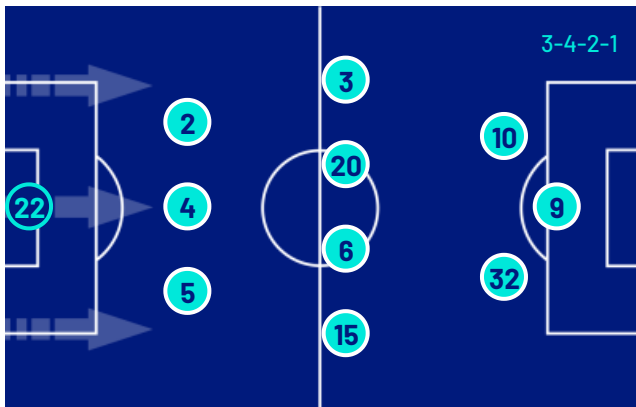
SASSUOLO



LINE-UPS

PISA

22	SCUFFET (GK)	
5	CANESTRELLI	
4	CARACCIOLO	
2	BOŽHINOV	
15	I. TOURÉ	
6	M. MARIN	
20	AEBISCHER	
3	ANGORI	
32	MOREO	
10	TRAMONI	
9	MEISTER	



Bench

12	NICOLAS (GK)	
34	GUIZZO (GK)	
7	LÉRIS	
8	HØJHOLT	
14	AKINSANMIRO	
17	DUROSINMI	
23	STENGs	
26	COPPOLA	
35	LOYOLA	
36	PICCININI	
81	STOJILKOVIĆ	
99	LORRAN	

SASSUOLO

	(GK) MURIĆ	49
	WALUKIEWICZ	6
	IDZES	21
	MUHAREMOVIĆ	80
	DOIG	3
	THORSTVEDT	42
	MATIĆ	18
	I. KONÉ	90
	BERARDI	10
	PINAMONTI	99
	LAURIENTÉ	45



Bench

	(GK) TURATI	13
	(GK) ZACCHI	16
	VOLPATO	7
	SKJELLERUP	14
	Y. PAZ	17
	ROMAGNA	19
	FADERA	20
	L. MORO	24
	W. COULIBALY	25
	ODENTHAL	26
	LIPANI	35
	VRANCKX	40
	IANNONI	44
	PIERINI	77

Assistant Coach: **GAETANO CARIDI**

Head Coach: **FABIO GROSSO**

Referee: **ALBERTO RUBEN ARENA**
 Assistant referee: **KALED BAHRI**
 Assistant referee: **VITTORIO DI GIOIA**

Fourth official: **MAURIZIO MARIANI**
 V.A.R.: **DANIELE PATERNA**
 A.V.A.R.: **MARCO GUIDA**

Pisa 31/01/2026 CETILAR ARENA 15:00



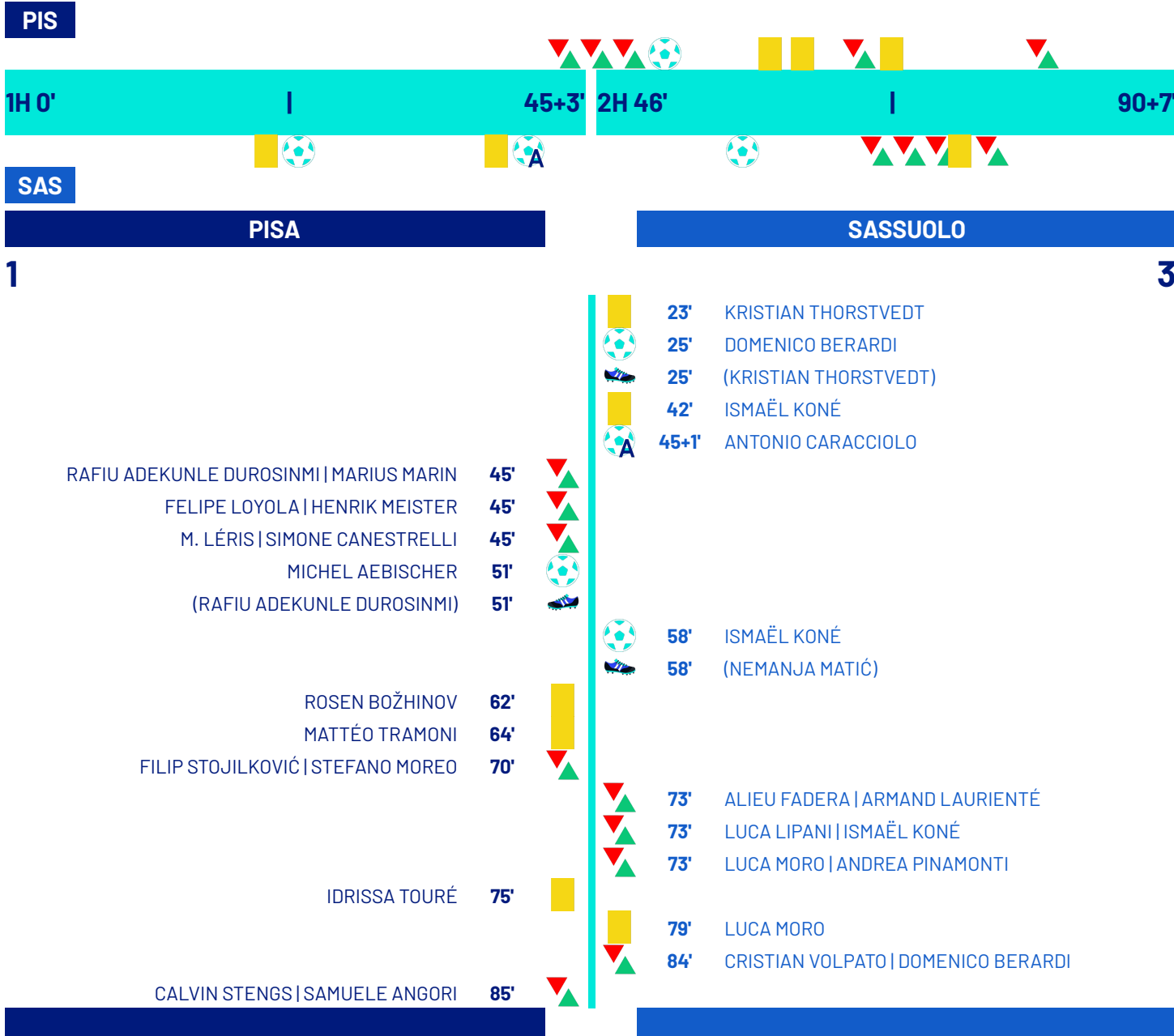
PISA

1-3

SASSUOLO



MATCH EVENTS



Legend:



Pisa 31/01/2026 CETILAR ARENA 15:00



PISA

1-3

SASSUOLO



GAME TIME

98'25"

BALL POSSESSION

PISA

SASSUOLO

QUARTERS BALL POSSESSION

1H		2H	
0'-15'	16'-30'	46'-60'	61'-75'
38.41%	52.59%	41.86%	65%
61.59%	47.41%	58.14%	35%
31'-47'	76'-98'		
37.5%	62.5%	53.26%	46.74%

TEAM STATS

	PIS	SAS
Attempts	15	18
Attempts on target	6	5
Attempts on target from penalty box	9	16
Post		
Bar		
Attempts off target	6	8
Blocked Shots	3	5
Scoring Chances	1	
Key Passes	13	12
Assists	1	2
Fouls Committed	13	8
Corners	2	5
Offsides	4	1
Cross Completed/Total	6/22	6/29
Dribbling		3
Passes Completed	363	306
Passes Completed/Attempted (%)	82	80
Passes Final Third	60	83
Balls played forward	162	146
Long Passes	38	28
Saves	3	4
Gained Possessions	57	59

Pisa 31/01/2026 CETILAR ARENA 15:00



PISA

1-3

SASSUOLO



PLAYER STATS

PISA		M	GC	OG	S	AS	CL	LB	FYC	SYC	RC								
22	SCUFFET	99'	3		3			38											
PISA		M	G	OG	A	AT	PT	SC	FS	BP	AS	KP	P	P(%)	PA	R	FYC	SYC	RC
5	CANESTRELLI	48'											18	72	2	3			
4	CARACCILO	99'		1	2							1	45	95	8	11			
2	BOŽHINOV	99'										1	60	95	13	12	1		
15	I. TOURÉ	99'			1	1						1	17	60	12	4	1		
6	M. MARIN	48'							1				11	68	5	3			
20	AEBISCHER	99'	1		2	1			2			3	64	86	34	3			
3	ANGORI	87'							2				22	84	16	3			
32	MOREO	72'			1	1		1				1	22	88	17	2			
10	TRAMONI	99'			2							1	22	81	18	3	1		
9	MEISTER	48'											5	71	3	1			
7	LÉRIS	52'			3	2						1	15	71	12	3			
17	DUROSINMI	52'			3	1					1	2	4	44	3	1			
23	STENGES	12'										1	3	75	1				
35	LOYOLA	52'			1							1	27	87	16	4			
81	STOJILKOVIĆ	28'											2	100	2				
SASSUOLO		M	GC	OG	S	AS	CL	LB	FYC	SYC	RC								
49	MURIĆ	99'	1		4			28											
SASSUOLO		M	G	OG	A	AT	PT	SC	FS	BP	AS	KP	P	P(%)	PA	R	FYC	SYC	RC
6	WALUKIEWICZ	99'											37	80	16	6			
21	IDZES	99'							1				27	96	4	8			
80	MUHAREMOVIĆ	99'			1			1					24	77	3	5			
3	DOIG	99'							1			1	28	77	12	4			
42	THORSTVEDT	99'			2	1		1		1	4	39	84	25	5	1			
18	MATIĆ	99'			1			3		1	1	47	87	19	9				
90	I. KONÉ	75'	1		2	2					1	19	90	11		1			
10	BERARDI	86'	1		5	2			2			1	25	71	21	1			
99	PINAMONTI	75'			3				2			1	6	75	3	3			
45	LAURIENTÉ	75'			1				2			2	14	87	9	3			
7	VOLPATO	13'										1	8	88	7	2			
20	FADERA	24'											6	85	4	2			
24	L. MORO	24'			1								6	85	6	1	1		
35	LIPANI	24'			2								6	85	6	1			

Legend

FYC	Yellow Card
OG	Owngoal
BP	Balls Played
SYC	Double Yellow Card
RC	Red Card
G	Goals
GC	Goal Conceded
M	Minutes Played
AS	Assists
FS	Fouls Suffered
A	Attempts
AT	Attempts on target
SC	Scoring Chances
PT	Posts
S	Saves
CL	Clearences
LB	Long Ball
P(%)	Passes Completed/Attempted (%)
KP	Key Passes
PA	Balls played forward
P	Passes Completed
R	Gained Possessions

PLAYERS RANKING

Attempts			Attempts on target			Passes Final Third			Scoring Chances		
1	BERARDI	SAS 5	1	BERARDI	SAS 2	1	BERARDI	SAS 16	1	MOREO	PIS 1
2	PINAMONTI	SAS 3	2	I. KONÉ	SAS 2	2	THORSTVEDT	SAS 14			
3	LÉRIS	PIS 3	3	LÉRIS	PIS 2	3	MOREO	PIS 12			
4	DUROSINMI	PIS 3	4	I. TOURÉ	PIS 1	4	TRAMONI	PIS 10			
5	CARACCILO	PIS 2	5	THORSTVEDT	SAS 1	5	WALUKIEWICZ	SAS 10			
Crosses			Passes Completed			Key Passes			Dribbling		
1	LAURIENTÉ	SAS 8	1	AEBISCHER	PIS 64	1	THORSTVEDT	SAS 4	1	I. KONÉ	SAS 1
2	WALUKIEWICZ	SAS 8	2	BOŽHINOV	PIS 60	2	AEBISCHER	PIS 3	2	THORSTVEDT	SAS 1
3	BERARDI	SAS 5	3	MATIĆ	SAS 47	3	LAURIENTÉ	SAS 2	3	WALUKIEWICZ	SAS 1
4	I. TOURÉ	PIS 5	4	CARACCILO	PIS 45	4	DUROSINMI	PIS 2			
5	ANGORI	PIS 5	5	THORSTVEDT	SAS 39	5	PINAMONTI	SAS 1			

Pisa 31/01/2026 CETILAR ARENA 15:00



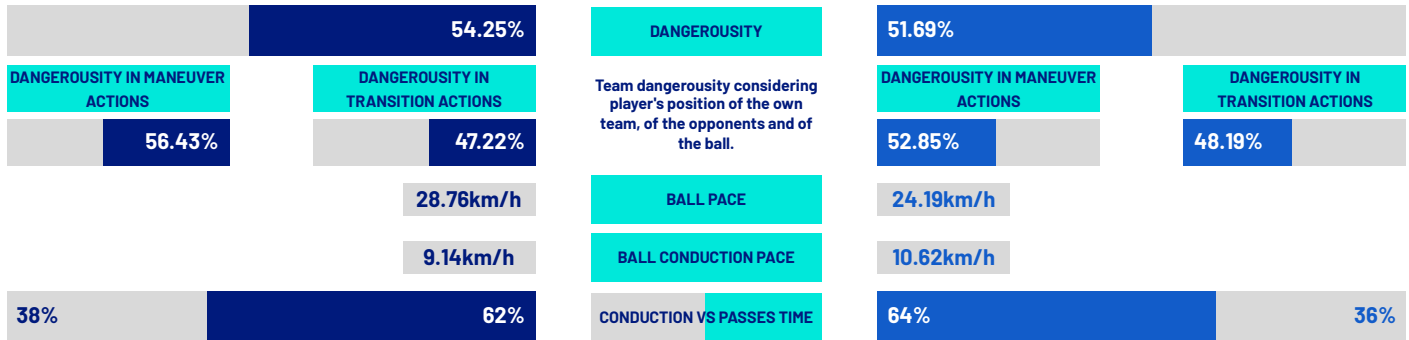
PISA

1-3

SASSUOLO



TEAM INDICATORS



RECORDMEN

PASS GAIN

Number of players overtaken by a vertical pass (only successful passes are considered).

It shows how much a player tends to overcome the opponent's pressure lines.

1	22	SIMONE SCUFFET	4.17	1	49	ARIJANET MURIĆ	4.09
2	5	SIMONE CANESTRELLI	3.93	2	80	TARIK MUHAREMOVIĆ	3.6
3	7	M. LÉRIS	3.2	3	99	ANDREA PINAMONTI	3.57
4	9	HENRIK MEISTER	3.14	4	3	JOSH DOIG	2.87
5	20	MICHEL AEBISCHER	3.13	5	10	DOMENICO BERARDI	2.71

PASS RISK

Measures the player's propensity to risk the pass (only successful passes are considered).

1	7	M. LÉRIS	41.6%	1	6	SEBASTIAN WALUKIEWICZ	38.1%
2	22	SIMONE SCUFFET	40.47%	2	49	ARIJANET MURIĆ	30.54%
3	10	MATTÉO TRAMONI	32.95%	3	3	JOSH DOIG	23.9%
4	6	MARIUS MARIN	32.36%	4	10	DOMENICO BERARDI	22.25%
5	3	SAMUELE ANGORI	29.94%	5	45	ARMAND LAURIENTÉ	16.92%

RECEIVED PRESSURE

How much the player with the ball is pressed by the opposite team.

It depends on the speed, running direction and distance from the opponent who is at a shorter distance.

1	9	HENRIK MEISTER	77.92%	1	24	LUCA MORO	74.21%
2	81	FILIP STOJILKOVIĆ	75.8%	2	99	ANDREA PINAMONTI	71.4%
3	17	RAFIU ADEKUNLE DUROSINMI	72.58%	3	35	LUCA LIPANI	68%
4	32	STEFANO MOREO	72.2%	4	42	KRISTIAN THORSTVEDT	59.64%
5	35	FELIPE LOYOLA	63.82%	5	90	ISMAËL KONÉ	58.07%

PASS AVAILABILITY

Ability of a player to get away from opponents to receive the ball.

It is computed for all the teammates of the player in possession.

1	23	CALVIN STENGs	84.53%	1	80	TARIK MUHAREMOVIĆ	80.32%
2	2	ROSEN BOŽHINOV	83.84%	2	3	JOSH DOIG	79.17%
3	3	SAMUELE ANGORI	78.86%	3	7	CRISTIAN VOLPATO	76.79%
4	4	ANTONIO CARACCILOLO	76.54%	4	21	JAY IDZES	76.55%
5	5	SIMONE CANESTRELLI	73.75%	5	6	SEBASTIAN WALUKIEWICZ	76.22%



PISA

1-3

SASSUOLO



PLAYERS RANKING (ATHLETICS PERFORMANCE)

Jog - Run - Sprint (km)			
1	IDRISSA TOURÉ	Total	11.668
		8.584	2.615
		0.387	
2	MICHEL AEBISCHER	Total	11.523
		8.340	2.946
		0.158	
3	ROSEN PETKOV BOŽHINOV	Total	11.000
		8.672	2.146
		0.104	
4	MATTEO TRAMONI	Total	10.999
		7.990	2.561
		0.379	
5	SAMUELE ANGORI	Total	10.552
		7.832	2.442
		0.236	

Jog - Run - Sprint (km)			
1	KRISTIAN THORSTVEDT	Total	12.319
		9.122	3.014
		0.127	
2	JOSH THOMAS DOIG	Total	11.507
		8.695	2.346
		0.383	
3	NEMANJA MATIĆ	Total	11.270
		9.338	1.796
		0.070	
4	SEBASTIAN WALUKIEWICZ	Total	10.930
		8.259	2.117
		0.493	
5	JAY NOAH IDZES	Total	10.899
		8.934	1.695
		0.189	

AVG Speed km/h (run)			
1	DUROSINMI	PIS	19.635
2	MOREO	PIS	19.626
3	STOJILKOVIĆ	PIS	19.593
4	MEISTER	PIS	19.579
5	M. MARIN	PIS	19.562

AVG Speed km/h (run)			
1	FADERA	SAS	19.691
2	WALUKIEWICZ	SAS	19.684
3	BERARDI	SAS	19.647
4	THORSTVEDT	SAS	19.575
5	LAURIENTÉ	SAS	19.558

AVG Speed km/h (sprint)			
1	TRAMONI	PIS	28.172
2	CANESTRELLI	PIS	27.942
3	I. TOURÉ	PIS	27.780
4	LÉRIS	PIS	27.708
5	LOYOLA	PIS	27.350

AVG Speed km/h (sprint)			
1	DOIG	SAS	28.581
2	LAURIENTÉ	SAS	28.303
3	MATIĆ	SAS	27.884
4	WALUKIEWICZ	SAS	27.700
5	PINAMONTI	SAS	27.602

TEAM STATS (ATHLETICS PERFORMANCE)

Distance Covered (km) 119.324

Distance Covered (km) 118.883

Jog - Run - Sprint (km)		
91.396	24.501	2.489

Jog - Run - Sprint (km)		
93.339	22.337	2.387

Fitness data displayed in the report are the ones collected in real time and could be different to the post-processed ones, delivered to the coaching staff

Jog:	0-7 km/h	Run:	7.1-15 km/h	Sprint:	15.1+ km/h	Jog + Run + Sprint:	Distance covered
TOP Sprinter:	Top four players per team						

Pisa 31/01/2026 CETILAR ARENA 15:00



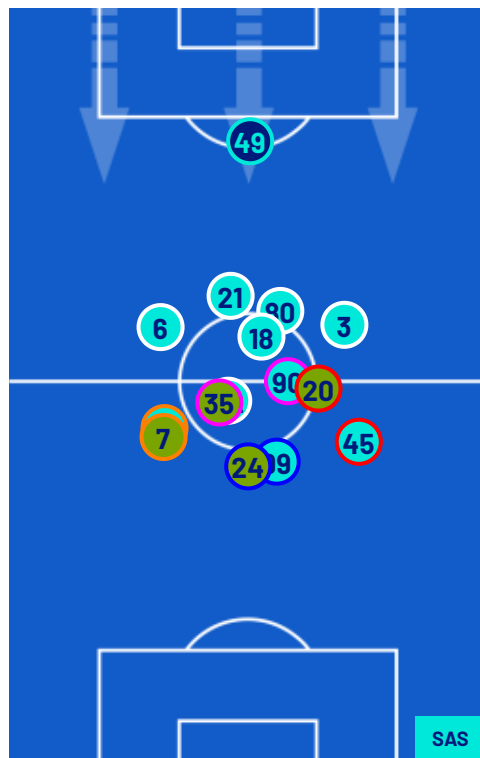
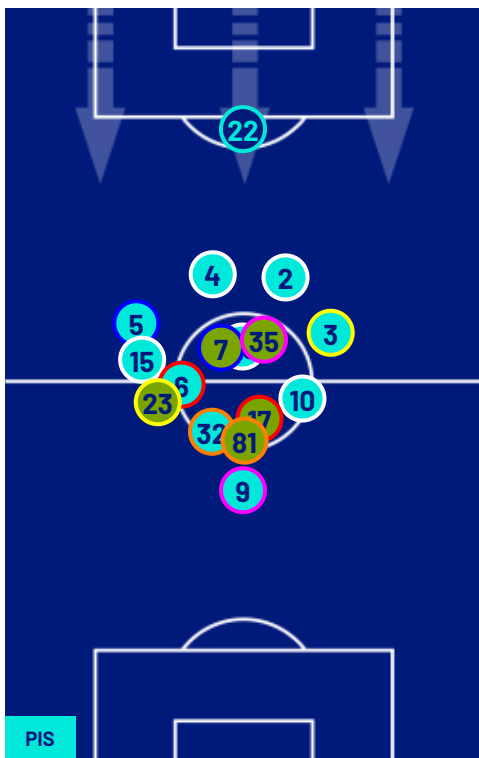
PISA

1-3

SASSUOLO



PLAYERS AVERAGE POSITIONS



Legend:

- 1st Substitution
- 2nd Substitution
- 3rd Substitution
- 4th Substitution
- 5th Substitution
- Player In
- Player In
- Player In
- Player In
- Player In

- Player Out
- Player Out
- Player Out
- Player Out
- Player Out

- Player In Substitution Of
- Player In Substitution Of
- Player In Substitution Of
- Player In Substitution Of

- Player In
- Player In
- Player In
- Player In

Pisa 31/01/2026 CETILAR ARENA 15:00



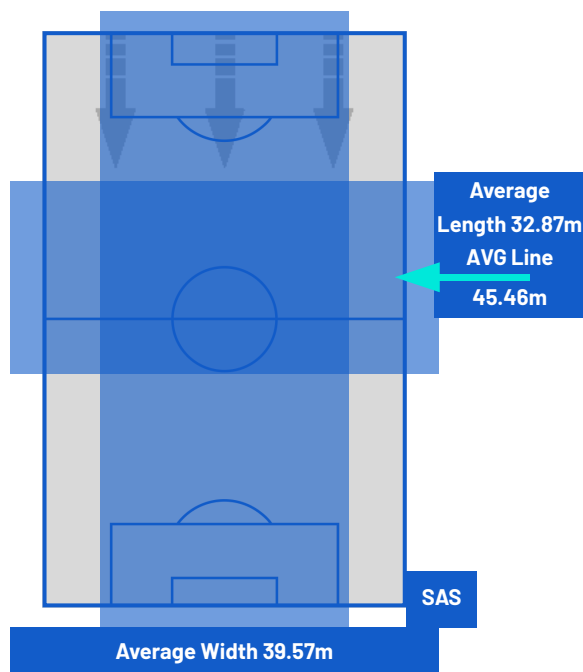
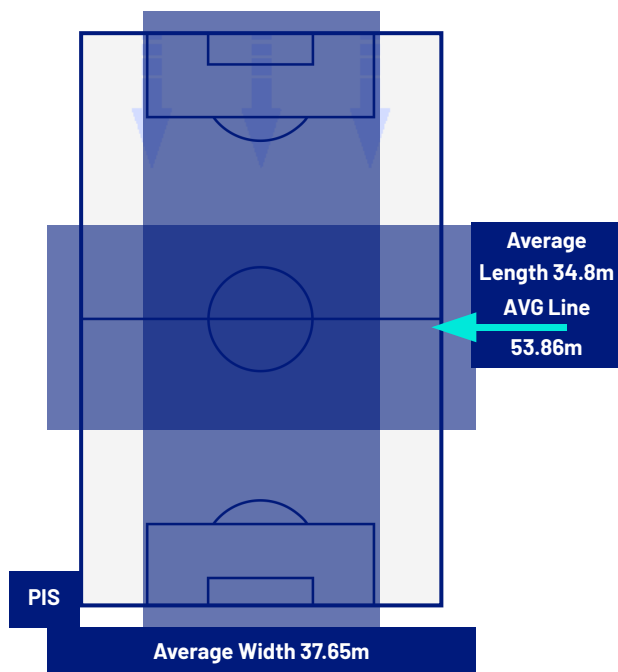
PISA

1-3

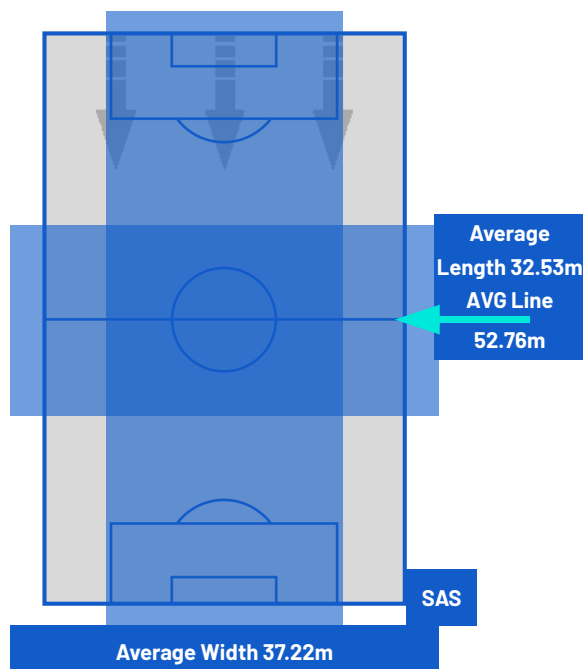
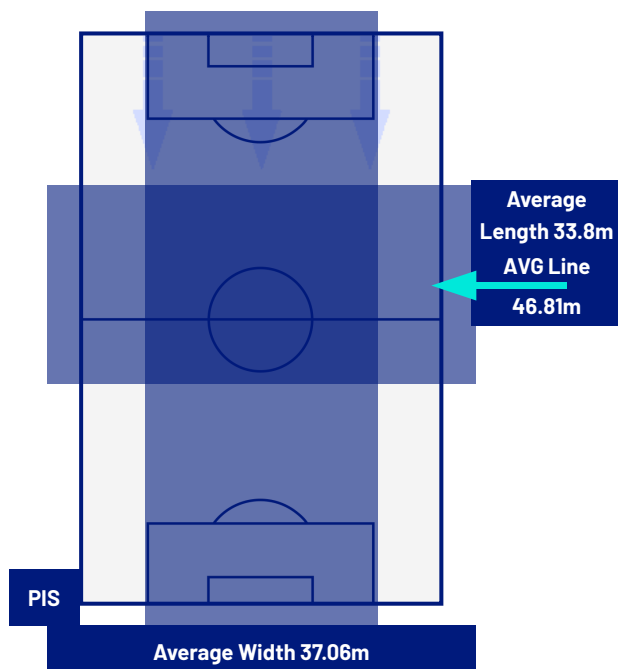
SASSUOLO



TEAM'S DEFENSE POSITION 1ST HALF



TEAM'S DEFENSE POSITION 2ND HALF



Pisa 31/01/2026 CETILAR ARENA 15:00



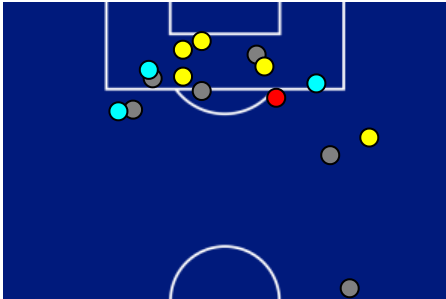
PISA

1-3

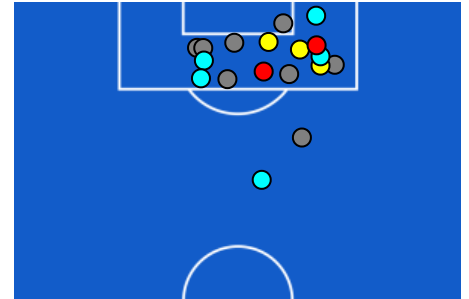
SASSUOLO



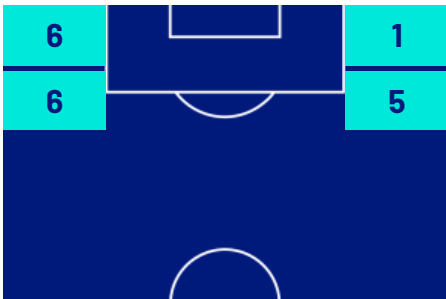
ATTEMPTS MAP



1	Goals	3
6	On target	5
6	Off target	8
3	Blocked	5



OPEN PLAY CROSSES MAP



6	Crosses completed	6
22	Total crosses	29
27	Accuracy (%)	21



685	Total Balls Played	609
303	DEFENSIVE	267
264	MIDFIELD	196
118	ATTACK ZONE	146

Pisa 31/01/2026 CETILAR ARENA 15:00



PISA

1-3

SASSUOLO



KEY PLAYERS

 MICHEL AEBISCHER	20
Position	Midfielder
Date of birth	06/01/1997
Nationality	SUI

 DOMENICO BERARDI	10
Position	Forward
Date of birth	01/08/1994
Nationality	ITA

Jog 39% - Run 49% - Sprint 12%		Km 11.523
8.340	2.946	0.158

Jog 35% - Run 53% - Sprint 12%		Km 9.750
7.369	2.149	0.185

Mvp Stats	
Minutes Played	99
Goals	1
Scoring Chances	0
Attempts	2
Attempts on target	1(1)
Assists	0
Balls Played	0
Passes Completed	64
Passes Completed/Attempted (%)	86
Key Passes	3
Gained Possessions	3
Fouls Suffered	2

Mvp Stats	
Minutes Played	86
Goals	1
Scoring Chances	0
Attempts	5
Attempts on target	2(1)
Assists	0
Balls Played	0
Passes Completed	25
Passes Completed/Attempted (%)	71
Key Passes	1
Gained Possessions	1
Fouls Suffered	2

The above statistics are considered final 24 hours after the end of the match.

The disciplinary sanctions are unofficial, as they come from real-time tracking during the match. They will become official following approval by the relevant bodies.

In the case of uncertainty over the identity of a goalscorer, Lega Serie A will confirm this the day after each round of matches is completed.

The official data providers are Kama, Hawk-Eye, Math and Sport.