

MATCH REPORT



Matchday 18
SERIE A CHAMPIONSHIP 2025-2026



COMO



UDINESE

Como 03/01/2026
GIUSEPPE SINIGAGLIA 12:30

Como 03/01/2026 GIUSEPPE SINIGAGLIA 12:30



COMO

1-0

UDINESE



LINE-UPS

COMO

1	BUTEZ (GK)
77	VAN DER BREMPT
14	RAMÓN
2	KEMPF
18	ALBERTO MORENO
23	PERRONE
6	CAQUERET
31	VOJVODA
33	DA CUNHA
17	JESÚS RODRÍGUEZ
11	DOUVIKAS



Bench

22	VIGORITO (GK)
44	ČAVLINA (GK)
3	ÁLEX VALLE
4	DOSSENA
8	SERGI ROBERTO
10	NICO PAZ
19	KÜHN
20	BATURINA
27	POSCH
28	SMOLČIĆ
55	LE BORGNE
99	CERRI

Head Coach: FRANCESC FÀBREGAS SOLER

Referee: ALBERTO RUBEN ARENA
 Assistant referee: DAVIDE IMPERIALE
 Assistant referee: LUCA MONDIN

UDINESE

(GK) PADELLI	93
KRISTENSEN	31
KABASELE	27
BERTOLA	13
ZANOLI	59
PIOTROWSKI	24
KARLSTRÖM	8
EKKELENKAMP	32
KAMARA	11
ZANIOLO	10
DAVIS	9



Bench

(GK) NUNZIANTE	1
(GK) OKOYE	40
(GK) SAVA	90
LOVRIĆ	4
ZARRAGA	6
GUEYE	7
IKER BRAVO	17
EHIZIBUE	19
SOLET	28
CAMARA	29
MILLER	38

Head Coach: KOSTA RUNJAIĆ

Fourth official: SIMONE SOZZA
 V.A.R.: MARCO DI BELLO
 A.V.A.R.: MANUEL VOLPI

Como 03/01/2026 GIUSEPPE SINIGAGLIA 12:30



COMO

1-0

UDINESE



MATCH EVENTS



Legend:

-  Goals
-  Own goal
-  Penalty
-  Assist
-  Yellow Card
-  Substitution
-  Red Card
-  Double Yellow Card

Como 03/01/2026 GIUSEPPE SINIGAGLIA 12:30



COMO

1-0

UDINESE



GAME TIME



Effective
played time:
61%



1st Half - 2nd Half
30'47" - 27'30"

BALL POSSESSION

COMO

UDINESE

QUARTERS BALL POSSESSION

1H	0'-15'	2H	46'-60'
68.81%	31.19%	50.99%	49.01%
	16'-30'		61'-75'
76.35%	23.65%	53.96%	46.04%
	31'-46'		76'-95'
70.35%	29.65%	43.71%	56.29%

TEAM STATS

	COM	UDI
Attempts	14	2
Attempts on target	3	
Attempts on target from penalty box	10	1
Post		
Bar	1	
Attempts off target	4	2
Blocked Shots	5	
Scoring Chances	1	1
Key Passes	7	1
Assists		
Fouls Committed	12	15
Corners	3	2
Offsides		3
Cross Completed/Total	2/21	3/11
Dribbling	4	6
Passes Completed	495	283
Passes Completed/Attempted (%)	86	76
Passes Final Third	127	18
Balls played forward	226	53
Long Passes	37	24
Saves		2
Gained Possessions	49	45



COMO

1-0

UDINESE



PLAYER STATS

COMO		M	GC	OG	S	AS	CL	LB	FYC	SYC	RC																		
1	BUTEZ	96'						30				M	G	OG	A	AT	PT	SC	FS	BP	AS	KP	P	P(%)	PA	R	FYC	SYC	RC
77	VAN DER BREMPT	91'							3										49	94	28	4							
14	RAMÓN	96'																	63	91	17	6							
2	KEMPF	96'																	49	90	10	10							
18	ALBERTO MORENO	80'			1				1										60	92	24	5							
23	PERRONE	96'			2	1		1	1			1							65	87	34	6							
6	CAQUERET	70'			1							1							20	86	12	3							
31	VOJVODA	91'			1							2							36	75	26	1							
33	DA CUNHA	96'	1		1	1			1										64	88	37	6							
17	JESÚS RODRÍGUEZ	80'			5	1			1			2	16	84	13	3	1												
11	DOUVIKAS	96'			2		1		3			1	14	87	11	2													
3	ÁLEX VALLE	16'											7	70	2														
10	NICO PAZ	26'							1				8	80	6	1													
19	KÜHN	16'			1								5	83	5	1													
27	POSCH	6'											3	100	1														
28	SMOLČIĆ	6'											5	83															

UDINESE		M	GC	OG	S	AS	CL	LB	FYC	SYC	RC																		
93	PADELLI	96'	1		2			13				M	G	OG	A	AT	PT	SC	FS	BP	AS	KP	P	P(%)	PA	R	FYC	SYC	RC
31	KRISTENSEN	96'																	37	94	2	4							
27	KABASELE	76'						2											30	88		6	1						
13	BERTOLA	96'											27	62	5	4													
59	ZANOLI	81'						1					21	72	5	4													
24	PIOTROWSKI	76'						2				1	16	84	5	3													
8	KARLSTRÖM	96'											24	80	8	8													
32	EKKELENKAMP	86'			1			1	1				13	81	4	3													
11	KAMARA	47'											12	57	1	4	1												
10	ZANIOLO	96'			1			1					14	56	7														
9	DAVIS	96'						1					9	75	2														
7	GUEYE	10'											1	100	1														
17	IKER BRAVO	15'											2	100	2	1													
19	EHIZIBUE	20'						2					12	85		1	1												
28	SOLET	20'											21	91	4	1													
38	MILLER	50'											16	76	7	3													

Legend

FYC	Yellow Card
OG	Owngoal
BP	Balls Played
SYC	Double Yellow Card
RC	Red Card
G	Goals
GC	Goal Conceded
M	Minutes Played
AS	Assists
FS	Fouls Suffered
A	Attempts
AT	Attempts on target
SC	Scoring Chances
PT	Posts
S	Saves
CL	Clearences
LB	Long Ball
P(%)	Passes Completed/Attempted (%)
KP	Key Passes
PA	Balls played forward
P	Passes Completed
R	Gained Possessions

PLAYERS RANKING

Attempts			Attempts on target			Passes Final Third			Scoring Chances		
1	JESÚS RODRÍGUEZ	COM 5	1	JESÚS RODRÍGUEZ	COM 1	1	DA CUNHA	COM 22	1	EKKELENKAMP	UDI 1
2	PERRONE	COM 2	2	DA CUNHA	COM 1	2	VOJVODA	COM 20	2	PERRONE	COM 1
3	DOUVIKAS	COM 2	3	PERRONE	COM 1	3	VAN DER BREMPT	COM 18			
4	ALBERTO MORENO	COM 1				4	PERRONE	COM 17			
5	EKKELENKAMP	UDI 1				5	ALBERTO MORENO	COM 12			

Crosses			Passes Completed			Key Passes			Dribbling		
1	JESÚS RODRÍGUEZ	COM 6	1	PERRONE	COM 65	1	JESÚS RODRÍGUEZ	COM 2	1	ZANOLI	UDI 3
2	VOJVODA	COM 5	2	DA CUNHA	COM 64	2	VOJVODA	COM 2	2	KAMARA	UDI 1
3	DA CUNHA	COM 4	3	RAMÓN	COM 63	3	PIOTROWSKI	UDI 1	3	VAN DER BREMPT	COM 1
4	BERTOLA	UDI 3	4	ALBERTO MORENO	COM 60	4	CAQUERET	COM 1	4	JESÚS RODRÍGUEZ	COM 1
5	ZANIOLO	UDI 3	5	VAN DER BREMPT	COM 49	5	PERRONE	COM 1	5	DAVIS	UDI 1

Como 03/01/2026 GIUSEPPE SINIGAGLIA 12:30



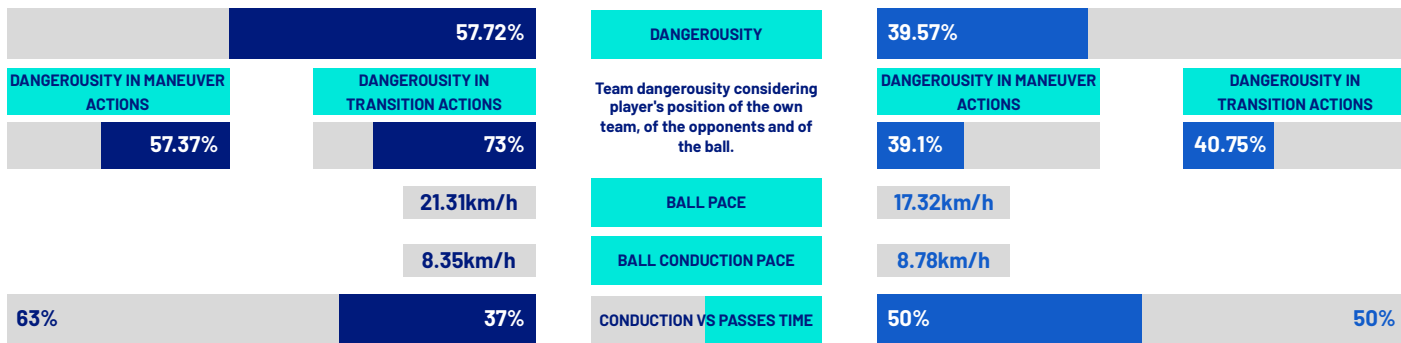
COMO

1-0

UDINESE



TEAM INDICATORS



RECORDMEN

PASS GAIN

Number of players overtaken by a vertical pass (only successful passes are considered).

It shows how much a player tends to overcome the opponent's pressure lines.

1	18	ALBERTO MORENO	3.17	1	27	CHRISTIAN KABASELE	4.5
2	11	TASOS DOUVIKAS	3	2	32	JURGEN EKKELENKAMP	4
3	14	JACOBO RAMÓN	2.86	3	11	HASSANE KAMARA	3.71
4	33	LUCAS DA CUNHA	2.3	4	9	KEINAN DAVIS	3.33
5	17	JESÚS RODRIGUEZ	2.25	5	13	NICOLÒ BERTOLA	3

PASS RISK

Measures the player's propensity to risk the pass (only successful passes are considered).

1	23	MÁXIMO PERRONE	53.18%	1	11	HASSANE KAMARA	46.33%
2	1	JEAN BUTEZ	25.25%	2	9	KEINAN DAVIS	36.33%
3	77	IGNACE VAN DER BREMPT	23.25%	3	13	NICOLÒ BERTOLA	36%
4	33	LUCAS DA CUNHA	21%	4	24	JAKUB PIOTROWSKI	28.5%
5	17	JESÚS RODRIGUEZ	17.83%	5	27	CHRISTIAN KABASELE	22.6%

RECEIVED PRESSURE

How much the player with the ball is pressed by the opposite team.

It depends on the speed, running direction and distance from the opponent who is at a shorter distance.

1	11	TASOS DOUVIKAS	79.82%	1	9	KEINAN DAVIS	67.54%
2	6	MAXENCE CAQUERET	76.32%	2	32	JURGEN EKKELENKAMP	62.87%
3	8	SERGI ROBERTO	75.01%	3	10	NICOLÒ ZANILOLO	61.02%
4	23	MÁXIMO PERRONE	64.17%	4	24	JAKUB PIOTROWSKI	56.72%
5	33	LUCAS DA CUNHA	53.31%	5	8	JESPER KARLSTRÖM	56.5%

PASS AVAILABILITY

Ability of a player to get away from opponents to receive the ball.

It is computed for all the teammates of the player in possession.

1	2	MARC-OLIVER KEMPF	85.89%	1	13	NICOLÒ BERTOLA	79.82%
2	31	MĚRGIM VOJVODA	84.17%	2	11	HASSANE KAMARA	77.58%
3	77	IGNACE VAN DER BREMPT	82.24%	3	31	THOMAS KRISTENSEN	76.57%
4	14	JACOBO RAMÓN	76.64%	4	27	CHRISTIAN KABASELE	74.52%
5	33	LUCAS DA CUNHA	76.27%	5	8	JESPER KARLSTRÖM	72.55%



COMO

1-0

UDINESE



PLAYERS RANKING (ATHLETICS PERFORMANCE)

Jog - Run - Sprint (km)			
1	MAXIMO PERRONE RODRIGUEZ		Total 11.173
	8.875	2.154	0.098
2	LUCAS DA CUNHA		Total 10.663
	8.193	2.186	0.194
3	MERGIM VOJVODA		Total 10.242
	7.908	2.131	0.131
4	IGNACE FABIENNE VAN DER BREMPT		Total 10.234
	7.736	2.256	0.180
5	ANASTASIOS DOUVIKAS		Total 9.684
	7.725	1.617	0.249

Jog - Run - Sprint (km)			
1	JESPER KARLSTRÖM		Total 11.363
	8.695	2.475	0.098
2	JURGEN EKKELENKAMP		Total 10.818
	8.018	2.540	0.186
3	NICOLÒ ZANIOLO		Total 10.447
	7.744	2.431	0.197
4	NICOLÒ BERTOLA		Total 10.390
	8.028	2.044	0.205
5	THOMAS THIESSON KRISTENSEN		Total 9.594
	7.528	1.784	0.191

AVG Speed km/h (run)			
1	KÜHN	COM	19.854
2	ALBERTO MORENO	COM	19.712
3	JESÚS RODRÍGUEZ	COM	19.655
4	DOUVIKAS	COM	19.619
5	VAN DER BREMPT	COM	19.576

AVG Speed km/h (run)			
1	GUEYE	UDI	19.609
2	KABASELE	UDI	19.597
3	PIOTROWSKI	UDI	19.570
4	KAMARA	UDI	19.554
5	ZANIOLO	UDI	19.547

AVG Speed km/h (sprint)			
1	KEMPF	COM	27.907
2	DA CUNHA	COM	27.419
3	DOUVIKAS	COM	27.395
4	ALBERTO MORENO	COM	27.371
5	VAN DER BREMPT	COM	27.358

AVG Speed km/h (sprint)			
1	DAVIS	UDI	27.895
2	ZANOLI	UDI	27.698
3	BERTOLA	UDI	27.631
4	MILLER	UDI	27.475
5	KRISTENSEN	UDI	26.998

TEAM STATS (ATHLETICS PERFORMANCE)

Distance Covered (km) 110.408

Distance Covered (km) 109.462

Jog - Run - Sprint (km)		
86.809	20.819	1.946

Jog - Run - Sprint (km)		
83.931	22.474	1.984

Fitness data displayed in the report are the ones collected in real time and could be different to the post-processed ones, delivered to the coaching staff

Jog:	0-7 km/h	Run:	7.1-15 km/h	Sprint:	15.1+ km/h	Jog + Run + Sprint:	Distance covered
TOP Sprinter:	Top four players per team						

Como 03/01/2026 GIUSEPPE SINIGAGLIA 12:30



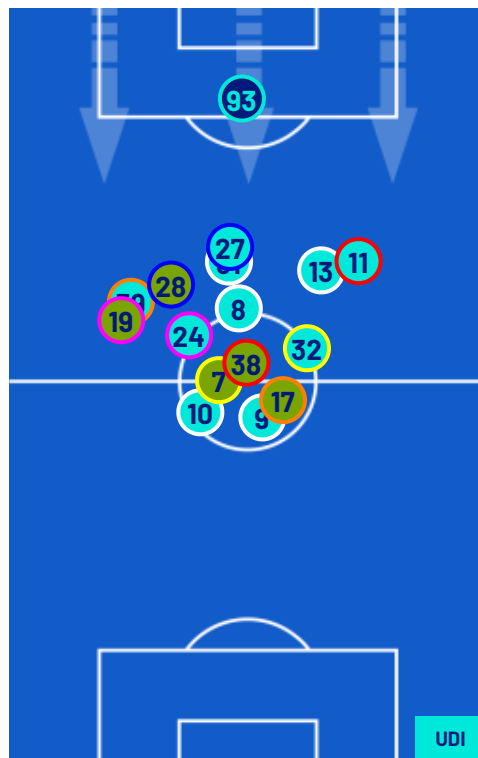
COMO

1-0

UDINESE



PLAYERS AVERAGE POSITIONS



Legend:

- 1st Substitution
- 2nd Substitution
- 3rd Substitution
- 4th Substitution
- 5th Substitution
- Player In
- Player In
- Player In
- Player In
- Player In

- Player Out
- Player Out
- Player Out
- Player Out
- Player Out

- Player In Substitution Of
- Player In Substitution Of
- Player In Substitution Of
- Player In Substitution Of

- Player In
- Player In
- Player In
- Player In

Como 03/01/2026 GIUSEPPE SINIGAGLIA 12:30



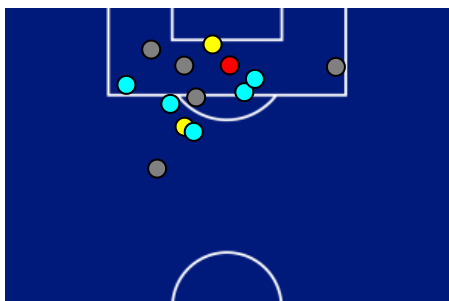
COMO

1-0

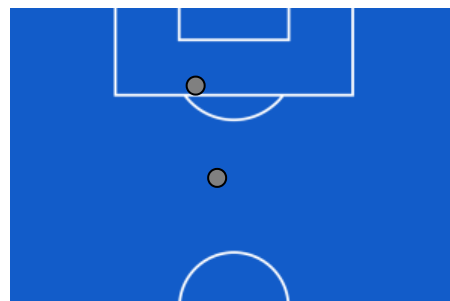
UDINESE



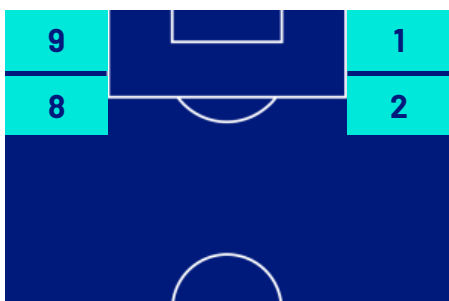
ATTEMPTS MAP



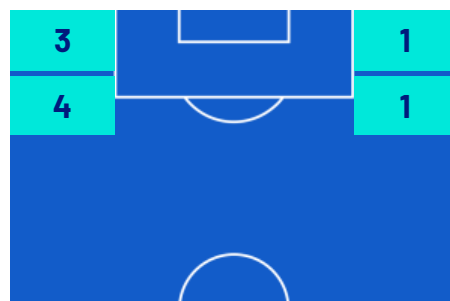
1	Goals	0
3	On target	0
4	Off target	2
5	Blocked	0



OPEN PLAY CROSSES MAP



2	Crosses completed	3
21	Total crosses	11
10	Accuracy (%)	27



812	Total Balls Played	609
228	DEFENSIVE	322
357	MIDFIELD	204
227	ATTACK ZONE	83

Como 03/01/2026 GIUSEPPE SINIGAGLIA 12:30



COMO

1-0

UDINESE



KEY PLAYERS

 LUCAS DA CUNHA	33
Position	Midfielder
Date of birth	09/06/2001
Nationality	FRA

Jog 48% - Run 40% - Sprint 12% Km 10.663

8.193	2.186	0.194
-------	-------	-------

Mvp Stats

Minutes Played	96
Goals	1
Scoring Chances	0
Attempts	1
Attempts on target	1(1)
Assists	0
Balls Played	0
Passes Completed	64
Passes Completed/Attempted (%)	88
Key Passes	0
Gained Possessions	6
Fouls Suffered	1

 NICOLÒ ZANIOLO	10
Position	Forward
Date of birth	02/07/1999
Nationality	ITA

Jog 37% - Run 51% - Sprint 12% Km 10.447

7.744	2.431	0.197
-------	-------	-------

Mvp Stats

Minutes Played	96
Goals	0
Scoring Chances	0
Attempts	1
Attempts on target	0(0)
Assists	0
Balls Played	0
Passes Completed	14
Passes Completed/Attempted (%)	56
Key Passes	0
Gained Possessions	0
Fouls Suffered	1

The above statistics are considered final 24 hours after the end of the match.

The disciplinary sanctions are unofficial, as they come from real-time tracking during the match. They will become official following approval by the relevant bodies.

In the case of uncertainty over the identity of a goalscorer, Lega Serie A will confirm this the day after each round of matches is completed.

The official data providers are Kama, Hawk-Eye, Math and Sport.