MATCH REPORT

Matchday 8

SERIE A CHAMPIONSHIP 2026-2027

LAZIO

PARMA

Roma 24/10/2026

OLIMPICO 20:45

MATCH REPORT

Roma 24/10/2026 OLIMPICO 20:45

LAZIO 2-1 PARMA

LINE-UPS

LAZIO		PARMA	
35	MANDAS (GK)	(GK) CORVI	40
15	FLORIANI M.	DIEGO CARLOS	34
37	ŠUTALO	TROILO	37
25	PROVSTGAARD	DROBNIC	72
17	NUNO TAVARES	DELPRATO	15
16	FRATTESI	ORDOÑEZ	32
21	BELAHYANE	SIERRO	4
24	TAYLOR	KEITA	16
11	ISAKSEN	VALERI	14
14	NOSLIN	ROMERO	9
10	ZACCAGNI	E. TOURÉ	19



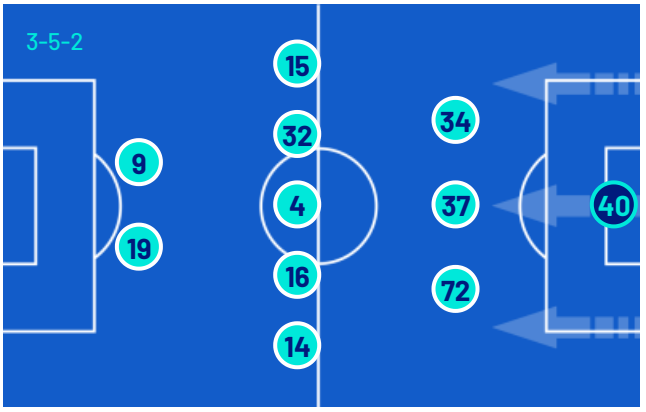

Bench		Bench	
40	MOTTA (GK)	(GK) GHIDOTTI	22
47	RENZETTI (GK)	(GK) DAFFARA	30
2	DIOGO LEITE	NDIAYE	3
3	LU. PELLEGRINI	O. DIALLO	7
5	DOEKHI	CREMASCHI	8
7	DELE-BASHIRU	BERNABÉ	10
22	CANCELLIERI	FRIGAN	20
23	PEDRAZA	DE MARTIS	25
28	PRZYBOREK	BRITSCHGI	27
29	LAZZARI	F. CARBONI	29
32	CATALDI	KONATÉ	47
63	SERRA	LONTANI	76
71	FARCOMENI	FABBIAN	80
76	F. BORDON		

Head Coach: GENNARO GATTUSO

Head Coach: ALBERTO GILARDINO

Referee:	ALBERTO RUBEN ARENA	Fourth official:	DANIELE DOVERI
Assistent referee:	MARCO CECCON	V.A.R.:	ALBERTO SANTORO
Assistent referee:	MARCO CEOLIN	A.V.A.R.:	PAOLO MAZZOLENI

MATCH REPORT

Roma 24/10/2026 OLIMPICO 20:45

LAZIO	2-1	PARMA

MATCH EVENTS

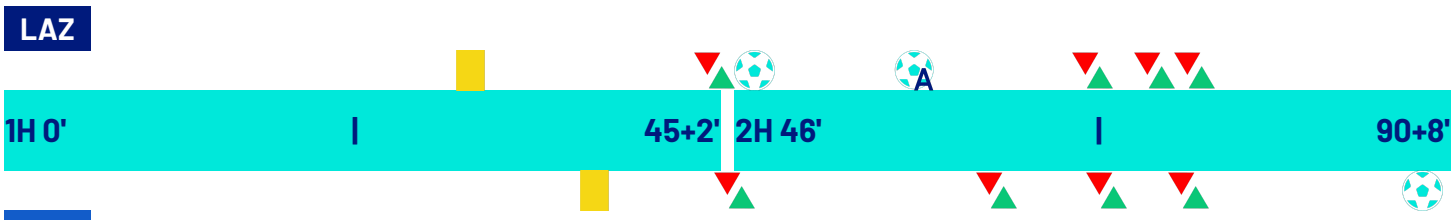

LAZIO		PARMA
2		1
OLIVER PROVSTGAARD 30'		
	38'	VINCENT SIERRO
	45'	ADRIÁN BERNABÉ | VINCENT SIERRO
DIOGO LEITE | OLIVER PROVSTGAARD 45'		
KENNETH TAYLOR 50'		
DIEGO CARLOS 58'		
	64'	SIMONE LONTANI | CHRISTIAN ORDÓÑEZ
FISAYO DELE-BASHIRU | KENNETH TAYLOR 71'		
	72'	MATIJA FRIGAN | DIEGO CARLOS
ALFONSO PEDRAZA | MATTIA ZACCAGNI 77'		
MANUEL LAZZARI | GUSTAV ISAKSEN 77'		
	78'	GIOVANNI FABBIAN | JOSE DAVID ROMERO
	90+5'	SIMONE LONTANI
	90+5'	(GIOVANNI FABBIAN)

Legend:
Goals · Penalty · Yellow Card · Red Card · Double Yellow Card
Owngoal · Assist · Substitution

MATCH REPORT

Roma 24/10/2026 OLIMPICO 20:45

LAZIO	2-1	PARMA

GAME TIME

98'45''

Effective played time: 61%

60'18''

1st Half - 2nd Half
30'19'' - 29'59''

BALL POSSESSION

LAZIO PARMA

QUARTERS BALL POSSESSION

1H 0'-15'	2H 46'-60'
69.73% / 30.27%	72.9% / 27.1%
16'-30'	**61'-75'**
61.99% / 38.01%	65.59% / 34.41%
31'-46'	**76'-98'**
77.91% / 22.09%	63.08% / 36.92%

TEAM STATS

	LAZ	PAR
Attempts	19	10
Attempts on target	4	4
Attempts on target from penalty box	12	8
Post		
Bar	1	
Attempts off target	8	2
Blocked Shots	4	1
Scoring Chances		
Key Passes	15	8
Assists		1
Fouls Committed	5	12
Corners	8	3
Offsides	2	3
Cross Completed/Total	9/42	5/16
Dribblings	8	3
Passes Completed	594	223
Passes Completed/Attempted (%)	89	72
Passes Final Third	179	42
Balls played forward	356	104
Long Passes	47	27
Saves	3	3
Gained Possessions	57	48

MATCH REPORT

Roma 24/10/2026 OLIMPICO 20:45

LAZIO 2-1 PARMA

PLAYER STATS

LAZIO		M	GC	OG	S	AS	CL	LB	FYC	SYC	RC
35	MANDAS	99'	1		3		1	21			

		M	G	OG	A	AT	HW	SC	FS	BP	AS	KP	P	P(%)	PA	R	FYC	SYC	RC
15	FLORIANI M.	99'			2	1				57			36	87	23	3			
37	ŠUTALO	99'							1	91			63	95	14	9			
25	PROVSTGAARD	47'								50			38	95	22	5	1		
17	NUNO TAVARES	99'			1				1	126		2	84	87	63	5			
16	FRATTESI	99'			3				1	53			34	94	24	4			
21	BELAHYANE	99'			1	1			1	97		1	80	94	43	8			
24	TAYLOR	72'	1		2	2			1	76		1	55	85	45	4			
11	ISAKSEN	78'			5		1		3	55		1	32	86	26	6			
14	NOSLIN	99'			1					36			24	80	22	2			
10	ZACCAGNI	78'			3				2	72		7	53	92	50	1			
2	DIOGO LEITE	53'							1	52			37	94	8	4			
7	DELE-BASHIRU	28'			1					20		1	13	81	7	3			
23	PEDRAZA	22'								6			5	100	4				
29	LAZZARI	22'								12		2	10	100	5				

PARMA		M	GC	OG	S	AS	CL	LB	FYC	SYC	RC
40	CORVI	99'	2		4		1	26			

		M	G	OG	A	AT	HW	SC	FS	BP	AS	KP	P	P(%)	PA	R	FYC	SYC	RC
34	DIEGO CARLOS	73'		1					1	43			18	75	4	6			
37	TROILO	99'			1					66			30	76	6	7			
72	DROBNIC	99'								34			18	85	6	1			
15	DELPRATO	99'			2					49			21	67	9	6			
32	ORDOÑEZ	65'								22		1	10	83	8	3			
4	SIERRO	47'								24			13	76	11	2	1		
16	KEITA	99'								35			20	86	17	6			
14	VALERI	99'								46		4	21	75	12				
9	ROMERO	79'			2	2			2	17		1	4	40	4	5			
19	E. TOURÉ	99'			2	1				34			14	77	11	5			
10	BERNABÉ	53'								29		1	19	76	7				
20	FRIGAN	26'							1	10			4	80	3				
76	LONTANI	35'	1		3	1			1	17			3	50	2				
80	FABBIAN	20'								8	1	1	4	57	4	1			

Legend

FYC	Yellow Card
OG	Owngoal
BP	Balls Played
SYC	Double Yellow Card
RC	Red Card
G	Goals
GC	Goal Conceded
M	Minutes Played
AS	Assists
FS	Fouls Suffered
A	Attempts
AT	Attempts on target
SC	Scoring Chances
HW	Posts
S	Saves
CL	Clearences
LB	Long Ball
P(%)	Passes Completed/Attempted (%)
KP	Key Passes
PA	Balls played forward
P	Passes Completed
R	Gained Possessions

PLAYERS RANKING

	Attempts				Attempts on target				Passes Final Third				Scoring Chances			
1	ISAKSEN	LAZ	5	1	ROMERO	PAR	2	1	ZACCAGNI	LAZ	34					
2	FRATTESI	LAZ	3	2	TAYLOR	LAZ	2	2	NUNO TAVARES	LAZ	30					
3	ZACCAGNI	LAZ	3	3	E. TOURÉ	PAR	1	3	TAYLOR	LAZ	28					
4	LONTANI	PAR	3	4	BELAHYANE	LAZ	1	4	BELAHYANE	LAZ	23					
5	E. TOURÉ	PAR	2	5	FLORIANI M.	LAZ	1	5	ISAKSEN	LAZ	19					

	Crosses				Passes Completed				Key Passes				Dribblings			
1	NUNO TAVARES	LAZ	20	1	NUNO TAVARES	LAZ	84	1	ZACCAGNI	LAZ	7	1	ISAKSEN	LAZ	3
2	VALERI	PAR	9	2	BELAHYANE	LAZ	80	2	VALERI	PAR	4	2	DELE-BASHIRU	LAZ	2
3	ZACCAGNI	LAZ	8	3	ŠUTALO	LAZ	63	3	LAZZARI	LAZ	2	3	ROMERO	PAR	2
4	FLORIANI M.	LAZ	4	4	TAYLOR	LAZ	55	4	NUNO TAVARES	LAZ	2	4	DIOGO LEITE	LAZ	1
5	TAYLOR	LAZ	3	5	ZACCAGNI	LAZ	53	5	BERNABÉ	PAR	1	5	KEITA	PAR	1

MATCH REPORT

Roma 24/10/2026 OLIMPICO 20:45

LAZIO 2-1 PARMA

COACH

TEAM INDICATORS

LAZIO		PARMA
59.67%	DANGEROUSITY	48.56%
DANGEROUSITY IN MANEUVER ACTIONS: 62.57%	Team dangerousity considering player's position of the own team, of the opponents and of the ball.	DANGEROUSITY IN MANEUVER ACTIONS: 50.98%
DANGEROUSITY IN TRANSITION ACTIONS: 45.35%		DANGEROUSITY IN TRANSITION ACTIONS: 44.2%
35.17km/h	BALL PACE	40.18km/h
11.3km/h	BALL CONDUCTION PACE	11.12km/h
44% / 56%	CONDUCTION VS PASSES TIME	49% / 51%

RECORDMEN

PASS GAIN

Number of players overtaken by a vertical pass (only successful passes are considered).
It shows how much a player tends to overcome the opponent's pressure lines.

1	2	DIOGO LEITE	3.13	1	40	EDOARDO CORVI	4.54
2	14	TIJJANI NOSLIN	3.12	2	20	MATIJA FRIGAN	4
3	10	MATTIA ZACCAGNI	2.9	3	9	JOSE DAVID ROMERO	3.67
4	35	CHRISTOS MANDAS	2.87	4	15	ENRICO DELPRATO	3.25
5	24	KENNETH TAYLOR	2.82	5	14	EMANUELE VALERI	3.2

PASS RISK

Measures the player's propensity to risk the pass (only successful passes are considered).

1	14	TIJJANI NOSLIN	31.5%	1	80	GIOVANNI FABBIAN	51.5%
2	2	DIOGO LEITE	22.94%	2	40	EDOARDO CORVI	40.12%
3	15	ROMANO FLORIANI M.	22.85%	3	14	EMANUELE VALERI	36.14%
4	35	CHRISTOS MANDAS	22.19%	4	32	CHRISTIAN ORDÓÑEZ	30%
5	7	FISAYO DELE-BASHIRU	21%	5	10	ADRIÁN BERNABÉ	29.67%

RECEIVED PRESSURE

How much the player with the ball is pressed by the opposite team.
It depends on the speed, running direction and distance from the opponent who is at a shorter distance.

1	14	TIJJANI NOSLIN	77.5%	1	19	EL BILAL TOURÉ	72.3%
2	16	DAVIDE FRATTESI	76.62%	2	9	JOSE DAVID ROMERO	72.22%
3	24	KENNETH TAYLOR	67.35%	3	80	GIOVANNI FABBIAN	72.01%
4	7	FISAYO DELE-BASHIRU	61.37%	4	32	CHRISTIAN ORDÓÑEZ	67.02%
5	10	MATTIA ZACCAGNI	59.46%	5	4	VINCENT SIERRO	64.69%

PASS AVAILABILITY

Ability of a player to get away from opponents to receive the ball.
It is computed for all the teammates of the player in possession.

1	17	NUNO TAVARES	82.97%	1	14	EMANUELE VALERI	77.89%
2	25	OLIVER PROVSTGAARD	80.86%	2	37	MARIANO TROILO	77.83%
3	37	JOSIP ŠUTALO	78.55%	3	72	DOMINIK DROBNIC	74.48%
4	2	DIOGO LEITE	77.32%	4	34	DIEGO CARLOS	72.22%
5	11	GUSTAV ISAKSEN	76.4%	5	4	VINCENT SIERRO	67.89%

MATCH REPORT

Roma 24/10/2026 OLIMPICO 20:45

LAZIO 2-1 PARMA

PLAYERS RANKING (ATHLETICS PERFORMANCE)

Jog - Run - Sprint (km)				
1	NUNO ALBERTINO VARELA TAVARES	9.228	2.719	0.371	Total 12.375
2	ROMANO FLORIANI MUSSOLINI	9.472	2.339	0.482	Total 12.303
3	DAVIDE FRATTESI	9.310	2.744	0.137	Total 12.228
4	REDA BELAHYANE	9.633	2.206	0.126	Total 12.006
5	JOSIP ŠUTALO	9.298	1.812	0.156	Total 11.313

Jog - Run - Sprint (km)				
1	ENRICO DELPRATO	9.322	2.203	0.119	Total 11.700
2	LAMINE MANDELA KEITA	9.133	2.015	0.219	Total 11.435
3	EMANUELE VALERI	8.947	1.871	0.279	Total 11.164
4	EL BILAL TOURE	8.771	1.895	0.244	Total 10.984
5	DOMINIK DROBNIC	8.820	1.278	0.093	Total 10.267

AVG Speed km/h (run)			
1	PROVSTGAARD	LAZ	19.866
2	PEDRAZA	LAZ	19.694
3	MANDAS	LAZ	19.638
4	TAYLOR	LAZ	19.620
5	LAZZARI	LAZ	19.600

AVG Speed km/h (run)			
1	E. TOURÉ	PAR	19.635
2	KEITA	PAR	19.634
3	ORDOÑEZ	PAR	19.590
4	LONTANI	PAR	19.521
5	FABBIAN	PAR	19.492

AVG Speed km/h (sprint)			
1	ISAKSEN	LAZ	28.027
2	NUNO TAVARES	LAZ	27.823
3	FLORIANI M.	LAZ	27.741
4	BELAHYANE	LAZ	27.501
5	DELE-BASHIRU	LAZ	27.494

AVG Speed km/h (sprint)			
1	VALERI	PAR	27.969
2	ROMERO	PAR	27.875
3	BERNABÉ	PAR	27.593
4	LONTANI	PAR	27.444
5	DIEGO CARLOS	PAR	26.968

TEAM STATS (ATHLETICS PERFORMANCE)

Distance Covered (km)	127.544

Distance Covered (km)	118.078

Jog - Run - Sprint (km)		
99.652	24.951	2.434

Jog - Run - Sprint (km)		
96.057	19.537	1.653

Fitness data displayed in the report are the ones collected in real time and could be different to the post-processed ones, delivered to the coaching staff

Walk + Jog:	0-15 km/h	Run:	15.1-24.9 km/h	Sprint:	25+ km/h	Walk + Jog + Run + Sprint:	Distance covered

TOP Sprinter: Top five players per team

Roma 24/10/2026 OLIMPICO 20:45

LAZIO 2-1 PARMA

PLAYERS AVERAGE POSITIONS

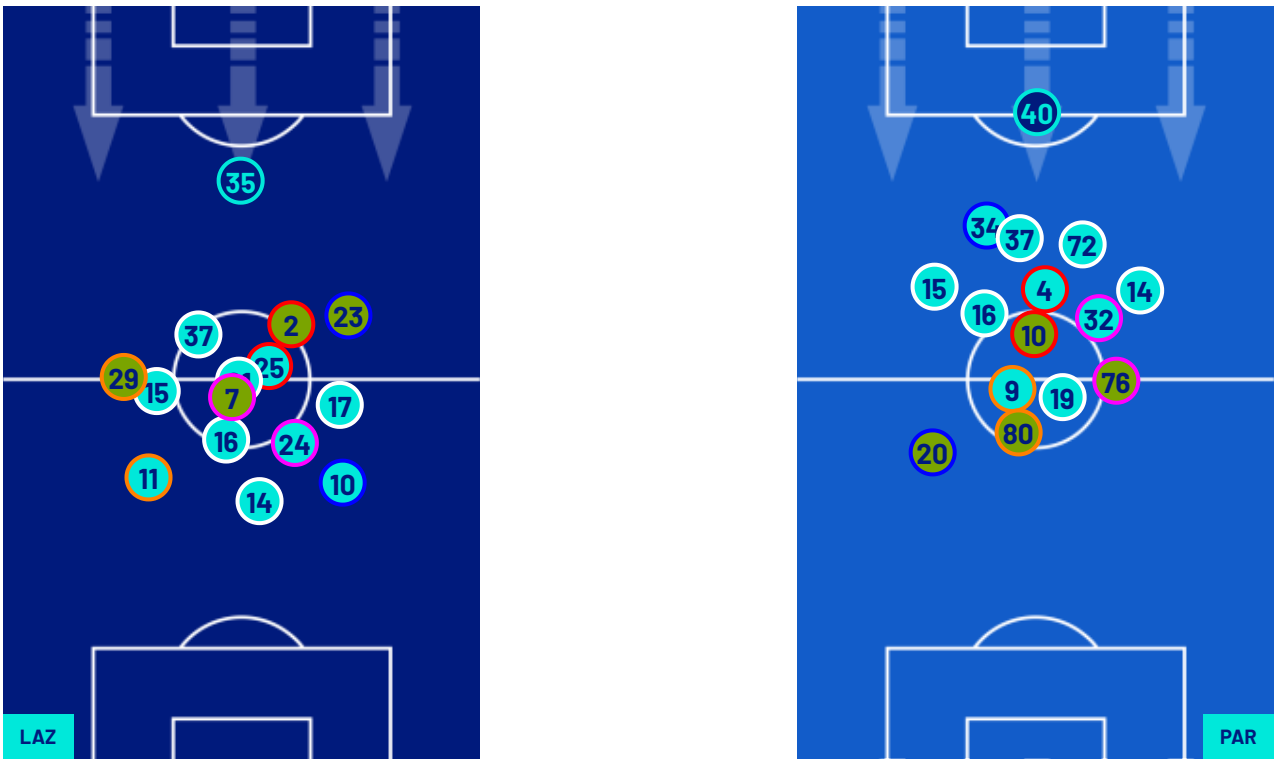

Legend:

1st Substitution	Player In	Player Out			
2nd Substitution	Player In	Player Out	Player In Substitution Of		
3rd Substitution	Player In	Player Out	Player In Substitution Of		
4th Substitution	Player In	Player Out	Player In Substitution Of		
5th Substitution	Player In	Player Out	Player In Substitution Of		

MATCH REPORT

Roma 24/10/2026 OLIMPICO 20:45

LAZIO	2-1	PARMA

ATTEMPTS MAP

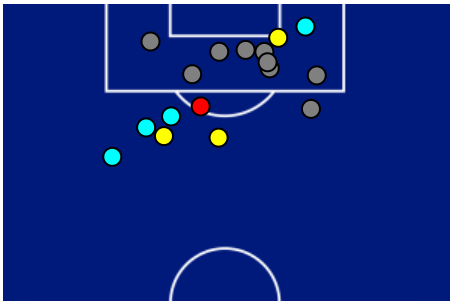

LAZIO		PARMA
2	Goals	1
4	On target	4
8	Off target	2
4	Blocked	1

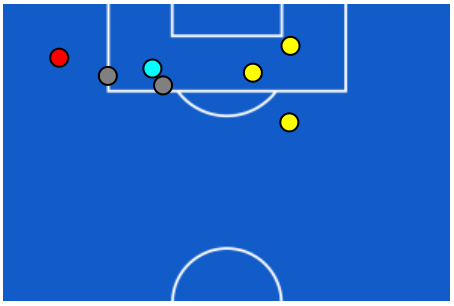

OPEN PLAY CROSSES MAP

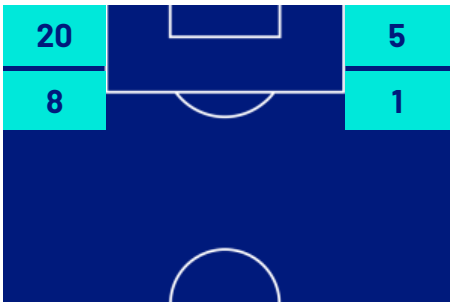

LAZIO		PARMA
9	Crosses completed	5
42	Total crosses	16
21	Accuracy (%)	31



941	Total Balls Played	588
176	DEFENSIVE	229
440	MIDFIELD	235
325	ATTACK ZONE	124

MATCH REPORT

Roma 24/10/2026 OLIMPICO 20:45

LAZIO	2-1	PARMA

KEY PLAYERS

KENNETH INA DOROTHEA TAYLOR	24
Position	Midfielder
Date of birth	16/05/2002
Nationality	NED

Jog 75% - Run 23% - Sprint 2% | Km 9.456

7.048	2.181	0.196

Mvp Stats	
Minutes Played	72
Goals	1
Scoring Chances	0
Attempts	2
Attempts on target	2 (1)
Assists	0
Balls Played	76
Passes Completed	55
Passes Completed/Attempted (%)	85
Key Passes	1
Gained Possessions	4
Fouls Suffered	1

SIMONE LONTANI	76
Position	Forward
Date of birth	18/01/2008
Nationality	ITA

Jog 73% - Run 25% - Sprint 2% | Km 4.340

3.159	1.067	0.088

Mvp Stats	
Minutes Played	35
Goals	1
Scoring Chances	0
Attempts	3
Attempts on target	1 (1)
Assists	0
Balls Played	17
Passes Completed	3
Passes Completed/Attempted (%)	50
Key Passes	0
Gained Possessions	0
Fouls Suffered	1

The above statistics are considered final 24 hours after the end of the match.

The disciplinary sanctions are unofficial, as they come from real-time tracking during the match. They will become official following approval by the relevant bodies.

In the case of uncertainty over the identity of a goalscorer, Lega Serie A will confirm this the day after each round of matches is completed.

The official data providers are Kama, Hawk-Eye, Math and Sport.