MATCH REPORT

Matchday 22

SERIE A CHAMPIONSHIP 2025-2026

COMO **TORINO**

Como 24/01/2026

GIUSEPPE SINIGAGLIA 15:00

MATCH REPORT

Como 24/01/2026 GIUSEPPE SINIGAGLIA 15:00

COMO 6-0 TORINO

LINE-UPS

COMO

1	BUTEZ (GK)	
31	VOJVODA	
14	RAMÓN	
2	KEMPF	
3	ÁLEX VALLE	
23	PERRONE	
33	DA CUNHA	R
17	JESÚS RODRÍGUEZ	
10	NICO PAZ	
20	BATURINA	
11	DOUVIKAS	x2

4-2-3-1

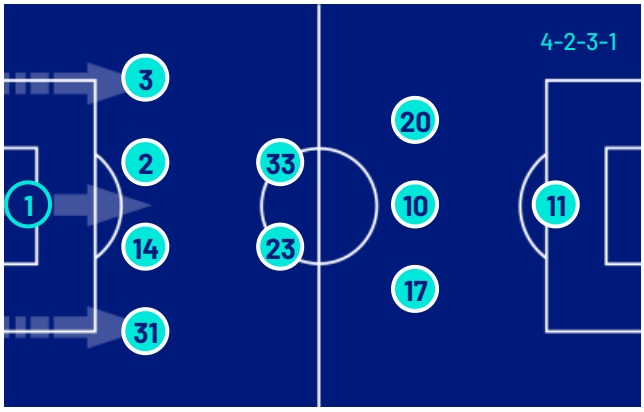

TORINO

(GK)	PALEARI	1
	TAMEZE	61
	ISMAJLI	44
	COCO	23
	PEDERSEN	16
	İLKHAN	6
	CASADEI	22
	LAZARO	20
	VLAŠIĆ	10
	NGONGE	26
	ADAMS	19

3-4-1-2

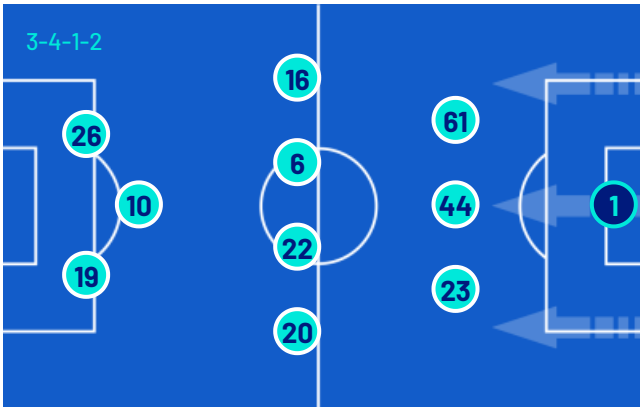

Bench

21	TÖRNQVIST (GK)	
22	VIGORITO (GK)	
6	CAQUERET	
8	SERGI ROBERTO	
18	ALBERTO MORENO	
19	KÜHN	
28	SMOLČIĆ	
34	DIEGO CARLOS	
42	ADDAI	
77	VAN DER BREMPT	

Bench

(GK)	ISRAEL	81
(GK)	SIVIERO	99
	MARIPÁN	13
	ANJORIN	14
	OBRADOR	33
	PERCIUN	83
	GABELLINI	84
	ZAPATA	91
	NJIE	92
	PELLINI	93
	ACQUAH	94

Head Coach: FRANCESC FÀBREGAS SOLER

Head Coach: MARCO BARONI

Referee: ERMANNO FELICIANI
Assistent referee: FILIPPO MELI
Assistent referee: STEFANO ALASSIO

Fourth official: SIMONE GALIPO'
V.A.R.: DANIELE PATERNA
A.V.A.R.: DANIELE DOVERI

MATCH REPORT

Como 24/01/2026 GIUSEPPE SINIGAGLIA 15:00

COMO 6-0 TORINO

MATCH EVENTS

COM

1H 0' | 45+3'

2H 46' | 90+1'

TOR

COMO			TORINO		
6					0
TASOS DOUVIKAS	8'	⚽			
(LUCAS DA CUNHA)	8'	👟			
MARTIN BATURINA	16'	⚽			
(ÁLEX VALLE)	16'	👟			
			🟨	17'	MARCUS PEDERSEN
			▼▲	21'	GUILLERMO MARIPÁN | ARDIAN ISMAJLI
LUCAS DA CUNHA	59'	⚽ R			
TASOS DOUVIKAS	66'	⚽			
(MARTIN BATURINA)	66'	👟			
			▼▲	68'	TINO ANJORIN | EMIRHAN ILKHAN
MAXENCE CAQUERET | MARTIN BATURINA	68'	▼▲			
			▼▲	68'	RAFEL OBRADOR BURGUERA | ADRIEN TAMÈZE
NICOLAS KÜHN | JESÚS RODRIGUEZ	68'	▼▲			
			▼▲	68'	DUVÁN ZAPATA | CYRIL NGONGE
SERGI ROBERTO | MÁXIMO PERRONE	68'	▼▲			
NICOLAS KÜHN	70'	⚽			
(MAXENCE CAQUERET)	70'	👟			
ALBERTO MORENO | TASOS DOUVIKAS	73'	▼▲			
IVAN SMOLČIĆ | NICO PAZ	73'	▼▲			
MAXENCE CAQUERET	76'	⚽			

Legend:
⚽ Goals | R Penalty | 🟨 Yellow Card | 🟥 Red Card | Double Yellow Card
A Owngoal | 👟 Assist | ▼▲ Substitution

MATCH REPORT

Como 24/01/2026 GIUSEPPE SINIGAGLIA 15:00

COMO	6-0	TORINO

GAME TIME

92'59''

Effective played time: 60%

55'40''

1st Half - 2nd Half
28'00'' - 27'40''

BALL POSSESSION

COMO TORINO

QUARTERS BALL POSSESSION

	COMO	TORINO
1H 0'-15'	54.36%	45.64%
2H 46'-60'	53.7%	46.3%
16'-30'	49.69%	50.31%
61'-75'	65.48%	34.52%
31'-47'	43.37%	56.63%
76'-92'	72.84%	27.16%

TEAM STATS

	COM	TOR
Attempts	16	7
Attempts on target	7	1
Attempts on target from penalty box	10	5
Post		
Bar		
Attempts off target	5	4
Blocked Shots	4	2
Scoring Chances	2	
Key Passes	8	5
Assists	4	
Fouls Committed	9	15
Corners	2	1
Offsides	1	7
Cross Completed/Total	3/13	4/16
Dribbling	5	4
Passes Completed	483	320
Passes Completed/Attempted (%)	87	81
Passes Final Third	78	49
Balls played forward	200	112
Long Passes	31	25
Saves	1	1
Gained Possessions	48	40

MATCH REPORT

Como 24/01/2026 GIUSEPPE SINIGAGLIA 15:00

COMO 6-0 TORINO

PLAYER STATS

COMO		M	GC	OG	S	AS	CL	LB	FYC	SYC	RC
1	BUTEZ	93'			1		1	18			

		M	G	OG	A	AT	PT	SC	FS	BP	AS	KP	P	P(%)	PA	R	FYC	SYC	RC
31	VOJVODA	93'			1				2			3	44	80	19	7			
14	RAMÓN	93'											51	91	11	4			
2	KEMPF	93'							1				55	90	8	7			
3	ÁLEX VALLE	93'									1		32	76	19	9			
23	PERRONE	70'							2				40	90	15	9			
33	DA CUNHA	93'	1		1	1			1		1	1	62	92	29	3			
17	JESÚS RODRÍGUEZ	70'			3			1	2				10	76	5	2			
10	NICO PAZ	75'			2								17	85	11				
20	BATURINA	70'	1		2	1			1		1	3	22	78	15	1			
11	DOUVIKAS	75'	2		4	3		1	1			1	6	60	4				
6	CAQUERET	24'	1		1	1					1		30	88	21				
8	SERGI ROBERTO	24'							1				45	100	20	3			
18	ALBERTO MORENO	18'							2				22	100	13				
19	KÜHN	24'	1		2	1							2	100	2				
28	SMOLČIĆ	18'											15	93	8	1			

TORINO		M	GC	OG	S	AS	CL	LB	FYC	SYC	RC
1	PALEARI	93'	6		1			18			

		M	G	OG	A	AT	PT	SC	FS	BP	AS	KP	P	P(%)	PA	R	FYC	SYC	RC
61	TAMEZE	70'			1								35	83	5	4			
44	ISMAJLI	21'											4	80	2	2			
23	COCO	93'							1				35	94	4	5			
16	PEDERSEN	93'							1				33	78	13	2	1		
6	İLKHAN	70'							1			1	24	85	8	8			
22	CASADEI	93'			1							1	26	83	21				
20	LAZARO	93'										1	24	64	17	3			
10	VLAŠIĆ	93'			1				1				25	78	11	2			
26	NGONGE	70'			1				2				8	80	4				
19	ADAMS	93'			3	1						1	19	82	14	1			
13	MARIPÁN	73'										1	33	91	6	3			
14	ANJORIN	24'											8	100	3				
33	OBRADOR	24'											6	85	2				
91	ZAPATA	24'							3				7	77	2	1			

Legend

FYC	Yellow Card
OG	Owngoal
BP	Balls Played
SYC	Double Yellow Card
RC	Red Card
G	Goals
GC	Goal Conceded
M	Minutes Played
AS	Assists
FS	Fouls Suffered
A	Attempts
AT	Attempts on target
SC	Scoring Chances
PT	Posts
S	Saves
CL	Clearences
LB	Long Ball
P(%)	Passes Completed/Attempted (%)
KP	Key Passes
PA	Balls played forward
P	Passes Completed
R	Gained Possessions

PLAYERS RANKING

Attempts			
1	DOUVIKAS	COM	4
2	ADAMS	TOR	3
3	JESÚS RODRÍGUEZ	COM	3
4	BATURINA	COM	2
5	NICO PAZ	COM	2

Attempts on target			
1	DOUVIKAS	COM	3
2	ADAMS	TOR	1
3	DA CUNHA	COM	1
4	BATURINA	COM	1
5	CAQUERET	COM	1

Passes Final Third			
1	DA CUNHA	COM	12
2	CASADEI	TOR	10
3	ÁLEX VALLE	COM	10
4	BATURINA	COM	9
5	VOJVODA	COM	9

Scoring Chances			
1	JESÚS RODRÍGUEZ	COM	1
2	DOUVIKAS	COM	1

Crosses			
1	LAZARO	TOR	8
2	PEDERSEN	TOR	4
3	VOJVODA	COM	3
4	TAMEZE	TOR	2
5	SMOLČIĆ	COM	2

Passes Completed			
1	DA CUNHA	COM	62
2	KEMPF	COM	55
3	RAMÓN	COM	51
4	SERGI ROBERTO	COM	45
5	VOJVODA	COM	44

Key Passes			
1	BATURINA	COM	3
2	VOJVODA	COM	3
3	CASADEI	TOR	1
4	ADAMS	TOR	1
5	İLKHAN	TOR	1

Dribbling			
1	BATURINA	COM	2
2	CASADEI	TOR	1
3	NGONGE	TOR	1
4	ZAPATA	TOR	1
5	İLKHAN	TOR	1

MATCH REPORT

Como 24/01/2026 GIUSEPPE SINIGAGLIA 15:00

COMO 6-0 TORINO

TEAM INDICATORS

	COMO		TORINO
DANGEROUSITY	50.3%	DANGEROUSITY	50.84%
DANGEROUSITY IN MANEUVER ACTIONS	49.43%	DANGEROUSITY IN MANEUVER ACTIONS	52.83%
DANGEROUSITY IN TRANSITION ACTIONS	58.3%	DANGEROUSITY IN TRANSITION ACTIONS	43.26%
Team dangerousity considering player's position of the own team, of the opponents and of the ball.			
BALL PACE	25.06km/h	BALL PACE	31.68km/h
BALL CONDUCTION PACE	8.39km/h	BALL CONDUCTION PACE	8.75km/h
CONDUCTION VS PASSES TIME	38% / 62%	CONDUCTION VS PASSES TIME	59% / 41%

RECORDMEN

PASS GAIN

Number of players overtaken by a vertical pass (only successful passes are considered).
It shows how much a player tends to overcome the opponent's pressure lines.

1	1	JEAN BUTEZ	3.95
2	11	TASOS DOUVIKAS	3.91
3	2	MARC-OLIVER KEMPF	3.57
4	14	JACOBO RAMÓN	3.06
5	3	ÁLEX VALLE	2.87

1	44	ARDIAN ISMAJLI	3
2	1	ALBERTO PALEARI	3
3	19	CHÉ ADAMS	2.94
4	13	GUILLERMO MARIPÁN	2.73
5	23	SAÚL COCO	2.67

PASS RISK

Measures the player's propensity to risk the pass (only successful passes are considered).

1	3	ÁLEX VALLE	31.44%
2	1	JEAN BUTEZ	28.69%
3	14	JACOBO RAMÓN	28.64%
4	2	MARC-OLIVER KEMPF	21.63%
5	33	LUCAS DA CUNHA	20.92%

1	20	VALENTINO LAZARO	42.89%
2	1	ALBERTO PALEARI	29.3%
3	16	MARCUS PEDERSEN	29.24%
4	44	ARDIAN ISMAJLI	29%
5	6	EMIRHAN ILKHAN	28.13%

RECEIVED PRESSURE

How much the player with the ball is pressed by the opposite team.
It depends on the speed, running direction and distance from the opponent who is at a shorter distance.

1	11	TASOS DOUVIKAS	70.2%
2	19	NICOLAS KÜHN	66.46%
3	10	NICO PAZ	66.32%
4	6	MAXENCE CAQUERET	64.2%
5	33	LUCAS DA CUNHA	61.75%

1	91	DUVÁN ZAPATA	79.55%
2	19	CHÉ ADAMS	71.83%
3	26	CYRIL NGONGE	66.39%
4	10	NIKOLA VLAŠIĆ	66.04%
5	14	TINO ANJORIN	65.89%

PASS AVAILABILITY

Ability of a player to get away from opponents to receive the ball.
It is computed for all the teammates of the player in possession.

1	2	MARC-OLIVER KEMPF	78.44%
2	28	IVAN SMOLČIĆ	78.4%
3	14	JACOBO RAMÓN	74.32%
4	31	MËRGIM VOJVODA	73.11%
5	8	SERGI ROBERTO	70.81%

1	61	ADRIEN TAMÈZE	85.67%
2	16	MARCUS PEDERSEN	81.92%
3	44	ARDIAN ISMAJLI	80.1%
4	20	VALENTINO LAZARO	79.86%
5	33	RAFEL OBRADOR BURGUERA	79.82%

MATCH REPORT

Como 24/01/2026 GIUSEPPE SINIGAGLIA 15:00

COMO	6-0	TORINO

PLAYERS RANKING (ATHLETICS PERFORMANCE)

	Jog - Run - Sprint (km)			
1	LUCAS DA CUNHA	8.196	2.591	0.247	Total 11.091
2	ALEX VALLE GOMEZ	7.538	3.073	0.416	Total 11.086
3	MERGIM VOJVODA	8.491	2.152	0.141	Total 10.839
4	MARC-OLIVER KEMPF	7.963	2.230	0.098	Total 10.345
5	JACOBO RAMON NAVEROS	7.748	1.763	0.108	Total 9.690

	Jog - Run - Sprint (km)			
1	NIKOLA VLAŠIĆ	8.121	2.622	0.274	Total 11.077
2	CESARE CASADEI	8.026	2.706	0.091	Total 10.882
3	MARCUS HOLMGREN PEDERSEN	7.374	2.583	0.489	Total 10.488
4	VALENTINO LAZARO	7.732	2.124	0.282	Total 10.202
5	SAUL BASILIO COCO BASSEY OUBINA	7.803	1.464	0.232	Total 9.569

	AVG Speed km/h (run)		
1	DOUVIKAS	COM	19.721
2	CAQUERET	COM	19.692
3	ÁLEX VALLE	COM	19.640
4	SMOLČIĆ	COM	19.639
5	JESÚS RODRÍGUEZ	COM	19.615

	AVG Speed km/h (run)		
1	ISMAJLI	TOR	19.906
2	OBRADOR	TOR	19.731
3	ADAMS	TOR	19.708
4	TAMEZE	TOR	19.658
5	NGONGE	TOR	19.648

	AVG Speed km/h (sprint)		
1	BATURINA	COM	28.352
2	ÁLEX VALLE	COM	27.547
3	NICO PAZ	COM	27.443
4	DOUVIKAS	COM	27.400
5	RAMÓN	COM	27.287

	AVG Speed km/h (sprint)		
1	MARIPÁN	TOR	28.435
2	PEDERSEN	TOR	27.911
3	COCO	TOR	27.819
4	TAMEZE	TOR	27.598
5	ISMAJLI	TOR	27.229

TEAM STATS (ATHLETICS PERFORMANCE)

Distance Covered (km)	116.484

Jog - Run - Sprint (km)		
88.278	24.908	2.656

Distance Covered (km)	109.936

Jog - Run - Sprint (km)		
83.451	23.153	2.589

Fitness data displayed in the report are the ones collected in real time and could be different to the post-processed ones, delivered to the coaching staff

Jog:	0-7 km/h	Run:	7.1-15 km/h	Sprint:	15.1+ km/h	Jog + Run + Sprint:	Distance covered

TOP Sprinter:	Top four players per team

MATCH REPORT

Como 24/01/2026 GIUSEPPE SINIGAGLIA 15:00

COMO	6-0	TORINO

PLAYERS AVERAGE POSITIONS

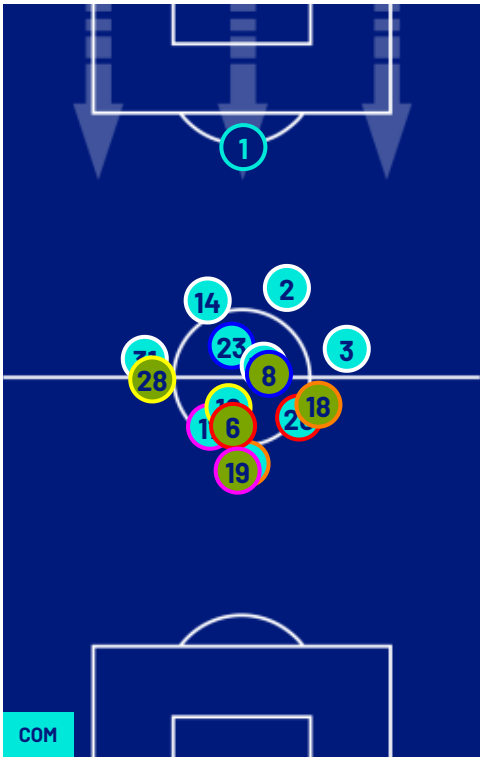

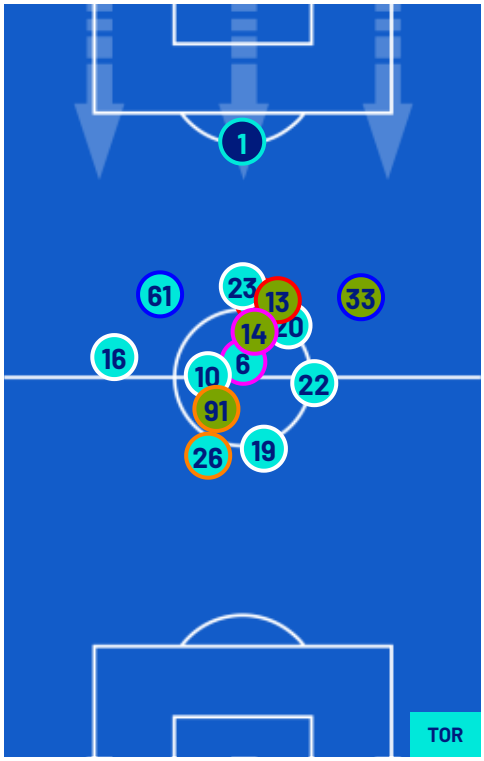

Legend:

1st Substitution	Player In	Player Out		
2nd Substitution	Player In	Player Out	Player In Substitution Of	
3rd Substitution	Player In	Player Out	Player In Substitution Of	
4th Substitution	Player In	Player Out	Player In Substitution Of	
5th Substitution	Player In	Player Out	Player In Substitution Of	

MATCH REPORT

Como 24/01/2026 GIUSEPPE SINIGAGLIA 15:00

COMO	6-0	TORINO

TEAM'S DEFENSE POSITION 1ST HALF

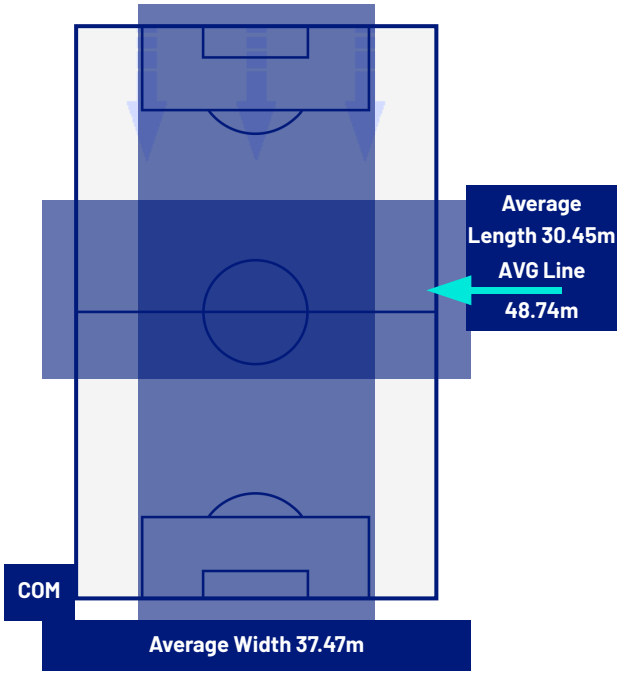

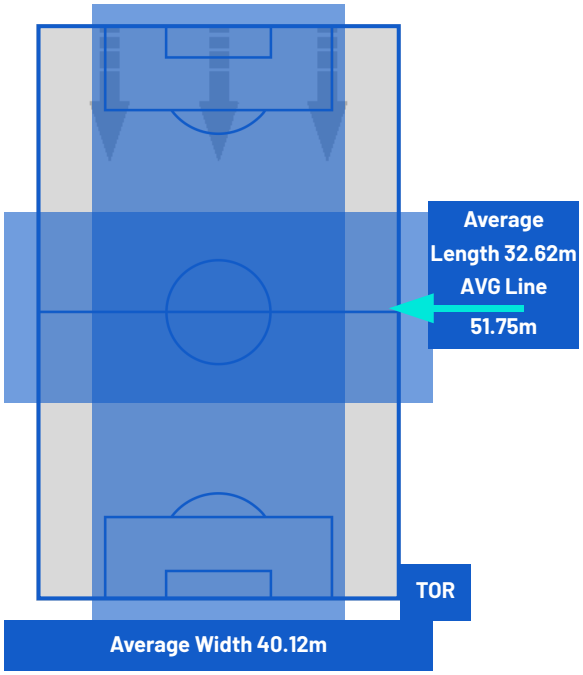

TEAM'S DEFENSE POSITION 2ND HALF

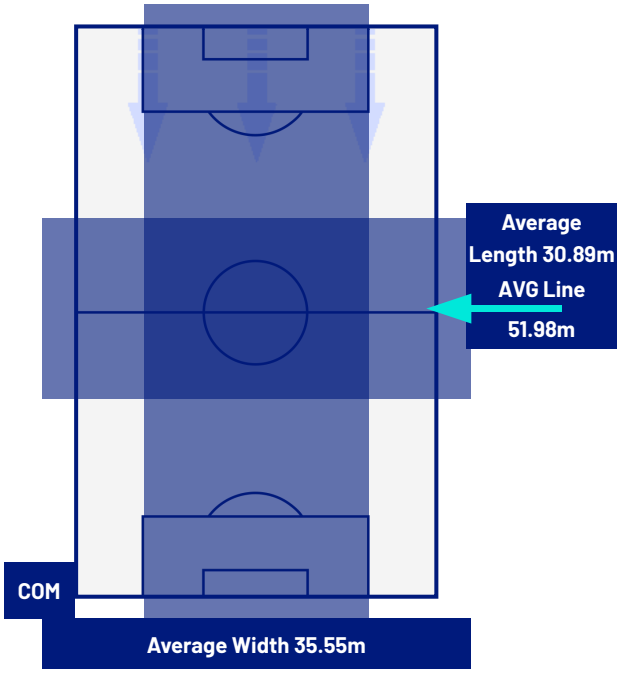

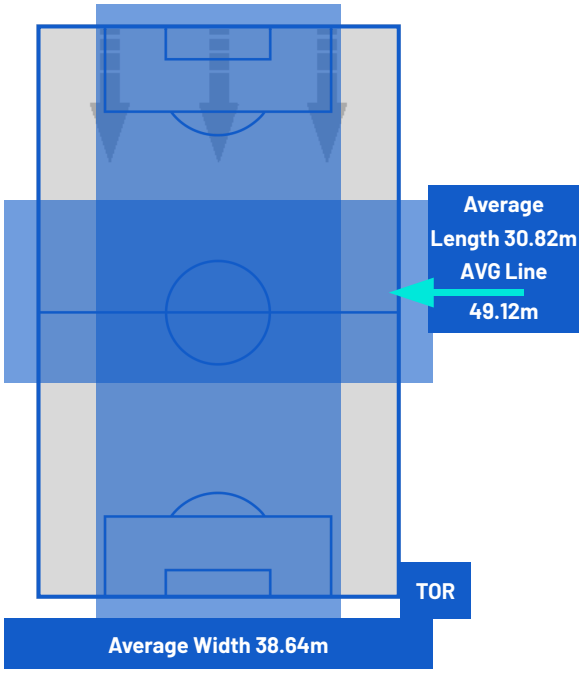

MATCH REPORT

Como 24/01/2026 GIUSEPPE SINIGAGLIA 15:00

COMO	6-0	TORINO

ATTEMPTS MAP

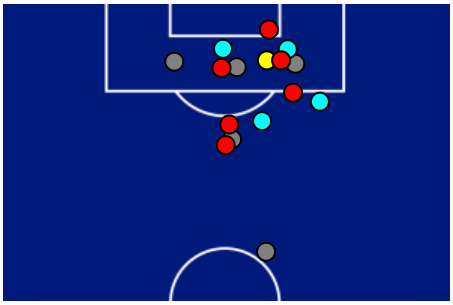

6	Goals	0
7	On target	1
5	Off target	4
4	Blocked	2

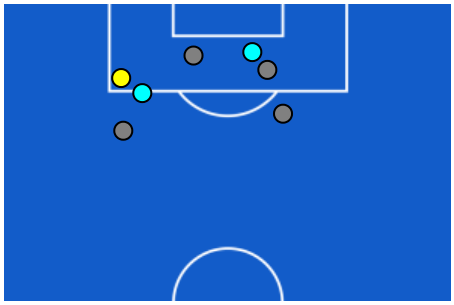

OPEN PLAY CROSSES MAP

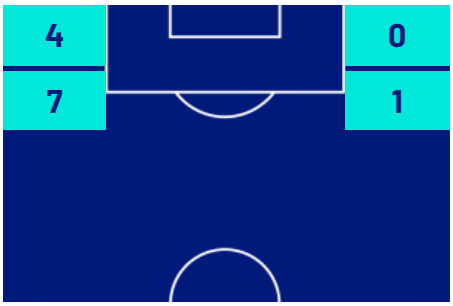

3	Crosses completed	4
13	Total crosses	16
23	Accuracy (%)	25

762	Total Balls Played	612
262	DEFENSIVE	239
351	MIDFIELD	253
149	ATTACK ZONE	120

MATCH REPORT

Como 24/01/2026 GIUSEPPE SINIGAGLIA 15:00

COMO	6-0	TORINO

KEY PLAYERS

ANASTASIOS DOUVIKAS	11
Position	Forward
Date of birth	02/08/1999
Nationality	GRE

Jog 41% - Run 47% - Sprint 12%		Km 8.163
6.089	1.619	0.399

Mvp Stats	
Minutes Played	75
Goals	2
Scoring Chances	1
Attempts	4
Attempts on target	3 (2)
Assists	0
Balls Played	0
Passes Completed	6
Passes Completed/Attempted (%)	60
Key Passes	1
Gained Possessions	0
Fouls Suffered	1

CHE ZACH EVERTON ADAMS	19
Position	Forward
Date of birth	13/07/1996
Nationality	SCO

Jog 39% - Run 49% - Sprint 12%		Km 9.496
7.114	2.121	0.185

Mvp Stats	
Minutes Played	93
Goals	0
Scoring Chances	0
Attempts	3
Attempts on target	1 (0)
Assists	0
Balls Played	0
Passes Completed	19
Passes Completed/Attempted (%)	82
Key Passes	1
Gained Possessions	1
Fouls Suffered	0

The above statistics are considered final 24 hours after the end of the match.

The disciplinary sanctions are unofficial, as they come from real-time tracking during the match. They will become official following approval by the relevant bodies.

In the case of uncertainty over the identity of a goalscorer, Lega Serie A will confirm this the day after each round of matches is completed.

The official data providers are Kama, Hawk-Eye, Math and Sport.