

MATCH REPORT



Matchday 36
SERIE A CHAMPIONSHIP 2025-2026



CREMONESE



PISA

Cremona 10/05/2026
GIOVANNI ZINI 15:00

Cremona 10/05/2026 GIOVANNI ZINI 15:00



CREMONESE

3-0



PISA



LINE-UPS

CREMONESE	
1	AUDERO (GK)
24	F. TERRACCIANO
15	BIANCHETTI
5	LUPERTO
3	PEZZELLA
4	BARBIERI
29	MALEH
33	GRASSI
27	VANDEPUTTE 
10	VARDY 
90	BONAZZOLI 

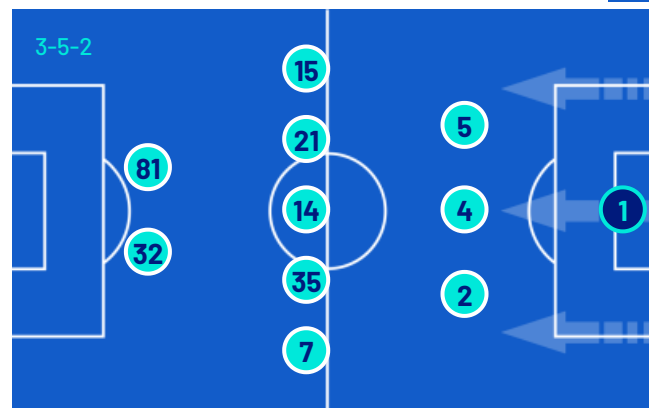


Bench	
16	SILVESTRI (GK)
69	NAVA (GK)
2	THORSBY
7	ZERBIN 
9	DJURIC
18	COLLOCOLO
23	CECCHERINI
30	FAYE
38	BONDO
55	FOLINO
77	OKEREKE 
99	SANABRIA

Head Coach: **MARCO GIAMPAOLO**

Referee: **GIOVANNI AYROLDI**
 Assistant referee: **LUIGI ROSSI**
 Assistant referee: **MARCELLO ROSSI**

PISA	
(GK) ŠEMPER	1
CANESTRELLI	5
CARACCILO	4
BOŽHINOV	2
I. TOURÉ	15
VURAL	21
AKINSANMIRO	14
LOYOLA	35
LÉRIS	7
STOJILKOVIĆ	81
MOREO	32



Bench	
(GK) NICOLAS	12
(GK) SCUFFET	22
ANGORI	3
M. MARIN	6
HØJHOLT	8
MEISTER	9
CUADRADO	11
DUROSINMI	17
ILING-JUNIOR	19
AEBISCHER	20
CALABRESI	33
PICCININI	36
ALBIOL	39
LORRAN	99

Head Coach: **OSCAR HILJEMARK**

Fourth official: **GIUSEPPE COLLU**
 V.A.R.: **MATTEO GARIGLIO**
 A.V.A.R.: **IVANO PEZZUTO**

Cremona 10/05/2026 GIOVANNI ZINI 15:00



CREMONESE

3-0

PISA



MATCH EVENTS



Legend:



Cremona 10/05/2026 GIOVANNI ZINI 15:00



CREMONESE

3-0

PISA



GAME TIME



Effective
played time:
60%



1st Half - 2nd Half
25'09" - 29'24"

BALL POSSESSION

CREMONESE

PISA

QUARTERS BALL POSSESSION

1H	0'-15'	2H	46'-60'
56.8%	43.2%	74.05%	25.95%
	16'-30'		61'-75'
76.98%	23.02%	76.24%	23.76%
	31'-46'		76'-91'
78.05%	21.95%	93.64%	6.36%

TEAM STATS

	CRE	PIS
Attempts	11	
Attempts on target	7	
Attempts on target from penalty box	5	
Post		
Bar		
Attempts off target	4	
Blocked Shots		
Scoring Chances	1	
Key Passes	8	
Assists	2	
Fouls Committed	10	12
Corners	7	1
Offsides	1	2
Cross Completed/Total	3/34	0/10
Dribbling	6	4
Passes Completed	685	171
Passes Completed/Attempted (%)	93	76
Passes Final Third	168	15
Balls played forward	422	48
Long Passes	38	17
Saves		3
Gained Possessions	34	31

Cremona 10/05/2026 GIOVANNI ZINI 15:00



CREMONESE

3-0

PISA



PLAYER STATS

CREMONESE		M	GC	OG	S	AS	CL	LB	FYC	SYC	RC								
1	AUDERO	92'						38											
		M	G	OG	A	AT	HW	SC	FS	BP	AS	KP	P	P(%)	PA	R	FYC	SYC	RC
24	F. TERRACCIANO	92'										1	93	94	51	5			
15	BIANCHETTI	92'			1								87	96	27	6			
5	LUPERTO	86'										1	80	88	39	5			
3	PEZZELLA	61'							2				42	93	28	3			
4	BARBIERI	92'			1	1			2				41	93	33				
29	MALEH	61'			1				1				40	85	18	3			
33	GRASSI	92'			2	1			1				87	97	58	4			
27	VANDEPUTTE	73'			1	1					1	3	32	94	27				
10	VARDY	73'	1		1	1							10	62	6	2			
90	BONAZZOLI	92'	1		2	2		1	3				64	94	55	1			
2	THORSBY	32'							1				31	100	27				
7	ZERBIN	32'						1		1	2		31	100	29				
55	FOLINO	6'											6	100	2				
77	OKEREKE	19'	1		2	1			1		1		21	100	21				
99	SANABRIA	19'											1	100	1				

PISA		M	GC	OG	S	AS	CL	LB	FYC	SYC	RC								
1	ŠEMPER	92'	3		3			17											
		M	G	OG	A	AT	HW	SC	FS	BP	AS	KP	P	P(%)	PA	R	FYC	SYC	RC
5	CANESTRELLI	92'							2				20	68	2	5			
4	CARACCILOLO	92'											19	79	1	1			
2	BOŽHINOV	24'											12	100	3	3	1	1	1
15	I. TOURÉ	92'							3				21	87	10	3			
21	VURAL	67'							2				13	76	4	1			
14	AKINSANMIRO	74'							1				18	78	7	4			
35	LOYOLA	58'											12	85	7				1
7	LÉRIS	37'											6	85	2	4			
81	STOJILKOVIĆ	67'											5	62	3	2			
32	MOREO	37'							1				5	62	4				
3	ANGORI	56'											4	80	2				
8	HÖJHOLT	26'											1	50	1		1		
9	MEISTER	26'																	
33	CALABRESI	56'											20	90	1	3	1		
36	PICCININI	19'											2	100	1	1			

Legend

FYC	Yellow Card
OG	Owngoal
BP	Balls Played
SYC	Double Yellow Card
RC	Red Card
G	Goals
GC	Goal Conceded
M	Minutes Played
AS	Assists
FS	Fouls Suffered
A	Attempts
AT	Attempts on target
SC	Scoring Chances
HW	Hit Woodwork
S	Saves
CL	Clearences
LB	Long Ball
P(%)	Passes Completed/Attempted (%)
KP	Key Passes
PA	Balls played forward
P	Passes Completed
R	Gained Possessions

PLAYERS RANKING

Attempts			Attempts on target			Passes Final Third			Scoring Chances		
1	GRASSI	CRE 2	1	BONAZZOLI	CRE 2	1	BONAZZOLI	CRE 28	1	BONAZZOLI	CRE 1
2	OKEREKE	CRE 2	2	GRASSI	CRE 1	2	BARBIERI	CRE 25			
3	BONAZZOLI	CRE 2	3	OKEREKE	CRE 1	3	OKEREKE	CRE 19			
4	VARDY	CRE 1	4	VARDY	CRE 1	4	GRASSI	CRE 15			
5	VANDEPUTTE	CRE 1	5	VANDEPUTTE	CRE 1	5	VANDEPUTTE	CRE 15			

Crosses			Passes Completed			Key Passes			Dribbling		
1	VANDEPUTTE	CRE 14	1	F. TERRACCIANO	CRE 93	1	VANDEPUTTE	CRE 3	1	OKEREKE	CRE 2
2	PEZZELLA	CRE 6	2	GRASSI	CRE 87	2	ZERBIN	CRE 2	2	ZERBIN	CRE 1
3	BARBIERI	CRE 4	3	BIANCHETTI	CRE 87	3	OKEREKE	CRE 1	3	AKINSANMIRO	PIS 1
4	LÉRIS	PIS 3	4	LUPERTO	CRE 80	4	F. TERRACCIANO	CRE 1	4	BONAZZOLI	CRE 1
5	ZERBIN	CRE 2	5	BONAZZOLI	CRE 64	5	LUPERTO	CRE 1	5	MEISTER	PIS 1

Cremona 10/05/2026 GIOVANNI ZINI 15:00



CREMONESE

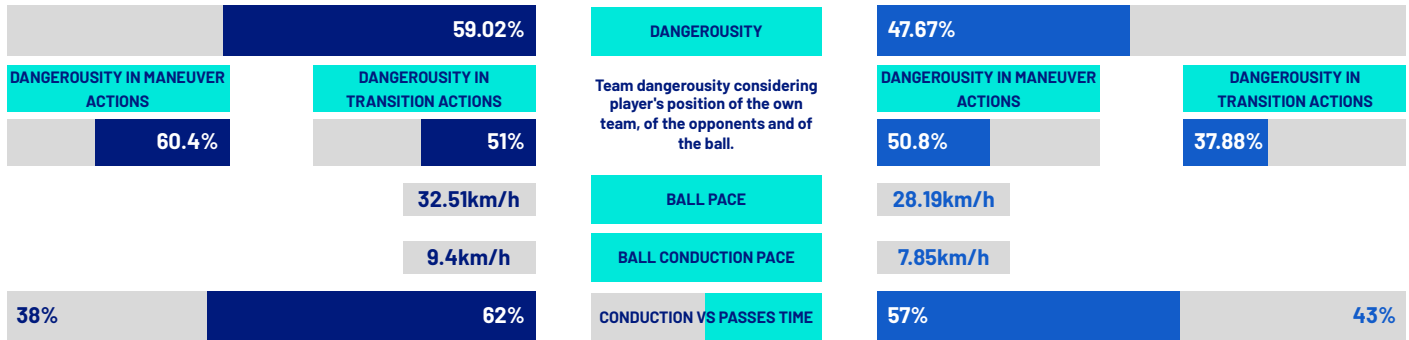
3-0

PISA



COACH

TEAM INDICATORS



RECORDMEN

PASS GAIN

Number of players overtaken by a vertical pass (only successful passes are considered).

It shows how much a player tends to overcome the opponent's pressure lines.

1	27	JARI VANDEPUTTE	3.67	1	1	A. SEMPER	6
2	1	EMIL AUDERO	2.5	2	15	IDRISSA TOURÉ	2.38
3	5	SEBASTIANO LUPERTO	2.29	3	4	ANTONIO CARACCILO	2.33
4	4	TOMMASO BARBIERI	2.2	4	2	ROSEN BOŽHINOV	2
5	10	JAMIE VARDY	2	5	33	ARTURO CALABRESI	2

PASS RISK

Measures the player's propensity to risk the pass (only successful passes are considered).

1	10	JAMIE VARDY	50.5%	1	1	A. SEMPER	50.5%
2	1	EMIL AUDERO	30.75%	2	14	EBENEZER AKINSANMIRO	37.33%
3	29	YOUSSEF MALEH	28.6%	3	15	IDRISSA TOURÉ	21.56%
4	5	SEBASTIANO LUPERTO	25.89%	4	33	ARTURO CALABRESI	18.29%
5	3	GIUSEPPE PEZZELLA	22.33%	5	4	ANTONIO CARACCILO	16.25%

RECEIVED PRESSURE

How much the player with the ball is pressed by the opposite team.

It depends on the speed, running direction and distance from the opponent who is at a shorter distance.

1	10	JAMIE VARDY	71.76%	1	81	FILIP STOJILKOVIĆ	67.17%
2	33	ALBERTO GRASSI	63.17%	2	32	STEFANO MOREO	65.29%
3	90	FEDERICO BONAZZOLI	62.68%	3	21	ISAK VURAL	59.68%
4	29	YOUSSEF MALEH	60.41%	4	35	FELIPE LOYOLA	59.09%
5	27	JARI VANDEPUTTE	49.21%	5	14	EBENEZER AKINSANMIRO	58.76%

PASS AVAILABILITY

Ability of a player to get away from opponents to receive the ball.

It is computed for all the teammates of the player in possession.

1	3	GIUSEPPE PEZZELLA	82%	1	4	ANTONIO CARACCILO	88.33%
2	24	FILIPPO TERRACCIANO	78.88%	2	5	SIMONE CANESTRELLI	82.8%
3	15	MATTEO BIANCHETTI	78.51%	3	2	ROSEN BOŽHINOV	81.96%
4	4	TOMMASO BARBIERI	77.38%	4	7	MEHDI LÉRIS	80.5%
5	5	SEBASTIANO LUPERTO	73.74%	5	35	FELIPE LOYOLA	70.11%

Cremona 10/05/2026 GIOVANNI ZINI 15:00



CREMONESE

3-0

PISA



PLAYERS RANKING (ATHLETICS PERFORMANCE)

Jog - Run - Sprint (km)			
1	TOMMASO BARBIERI		Total 10.921
	8.329	2.147	0.424
2	ALBERTO GRASSI		Total 10.778
	8.655	2.023	0.082
3	FEDERICO BONAZZOLI		Total 10.139
	8.194	1.631	0.259
4	FILIPPO TERRACCIANO		Total 9.532
	7.854	1.443	0.181
5	MATTEO BIANCHETTI		Total 8.856
	7.633	1.139	0.043

AVG Speed km/h (run)			
1	VANDEPUTTE	CRE	19.665
2	PEZZELLA	CRE	19.647
3	LUPERTO	CRE	19.553
4	VARDY	CRE	19.541
5	BONAZZOLI	CRE	19.519

AVG Speed km/h (sprint)			
1	PEZZELLA	CRE	28.777
2	VANDEPUTTE	CRE	28.435
3	BARBIERI	CRE	28.010
4	VARDY	CRE	27.844
5	MALEH	CRE	27.679

Jog - Run - Sprint (km)			
1	IDRISSA TOURÉ		Total 10.125
	8.104	1.848	0.126
2	SIMONE CANESTRELLI		Total 9.688
	8.347	1.125	0.165
3	ANTONIO ALDO CARACCILO		Total 8.966
	7.814	0.896	0.206
4	EBENEZER AJODUN AKINSANMIRO		Total 8.399
	6.402	1.769	0.189
5	ISAK VURAL		Total 7.626
	5.703	1.716	0.169

AVG Speed km/h (run)			
1	LÉRIS	PIS	19.622
2	STOJILKOVIĆ	PIS	19.613
3	VURAL	PIS	19.600
4	MOREO	PIS	19.537
5	CANESTRELLI	PIS	19.536

AVG Speed km/h (sprint)			
1	ANGORI	PIS	28.674
2	MEISTER	PIS	28.637
3	CARACCILO	PIS	28.539
4	LÉRIS	PIS	28.274
5	LOYOLA	PIS	28.138

TEAM STATS (ATHLETICS PERFORMANCE)

Distance Covered (km) 103.424

Distance Covered (km) 95.825

Jog - Run - Sprint (km)		
84.310	16.446	2.112

Jog - Run - Sprint (km)		
77.601	15.892	1.835

Fitness data displayed in the report are the ones collected in real time and could be different to the post-processed ones, delivered to the coaching staff

Jog:	0-7 km/h	Run:	7.1-15 km/h	Sprint:	15.1+ km/h	Jog + Run + Sprint:	Distance covered
TOP Sprinter:	Top five players per team						

Cremona 10/05/2026 GIOVANNI ZINI 15:00



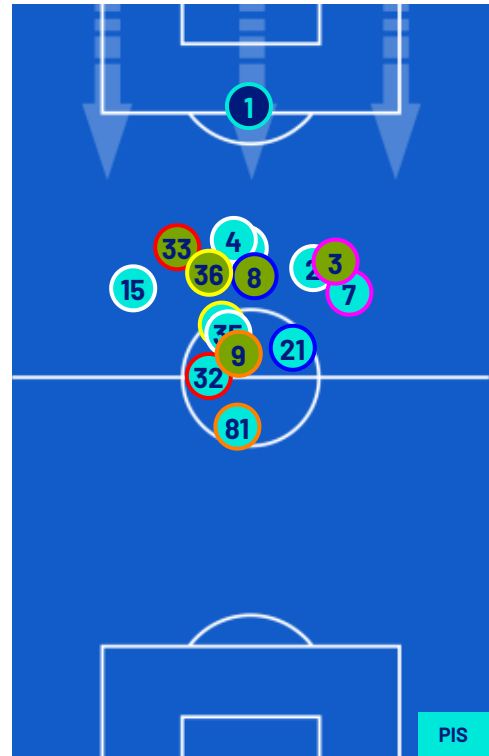
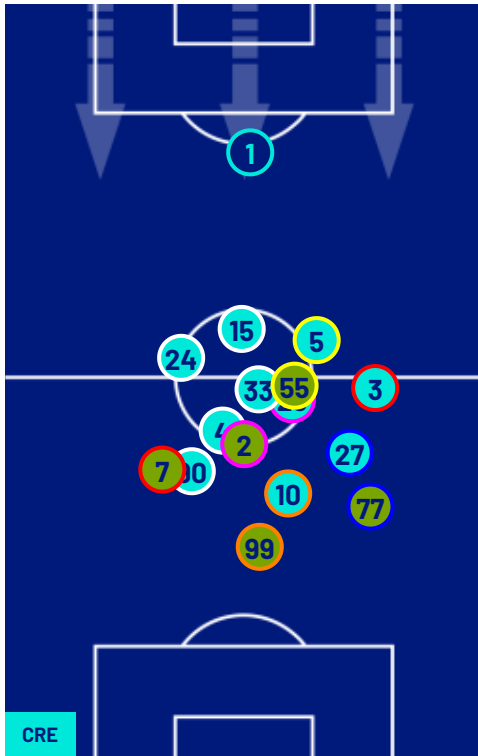
CREMONESE

3-0

PISA



PLAYERS AVERAGE POSITIONS



- Legend:
- | | | | | |
|------------------|-----------|------------|---------------------------|-----------|
| 1st Substitution | Player In | Player Out | Player In Substitution Of | Player In |
| 2nd Substitution | Player In | Player Out | Player In Substitution Of | Player In |
| 3rd Substitution | Player In | Player Out | Player In Substitution Of | Player In |
| 4th Substitution | Player In | Player Out | Player In Substitution Of | Player In |
| 5th Substitution | Player In | Player Out | Player In Substitution Of | Player In |

Cremona 10/05/2026 GIOVANNI ZINI 15:00



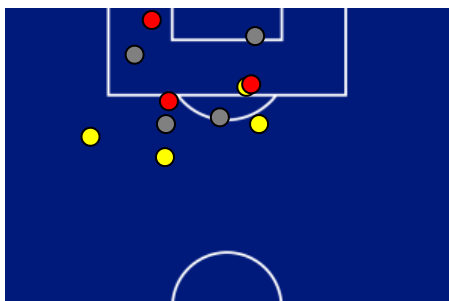
CREMONESE

3-0

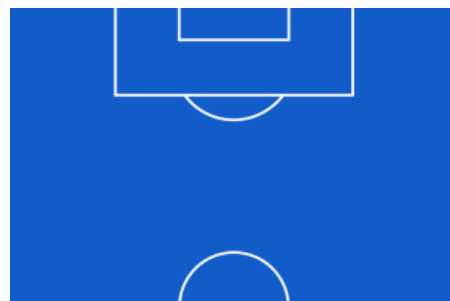
PISA



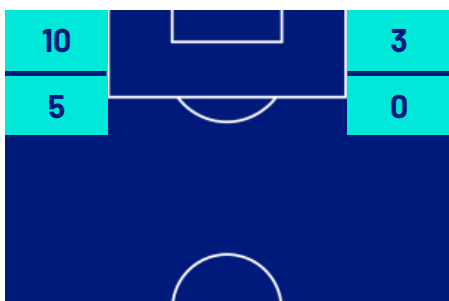
ATTEMPTS MAP



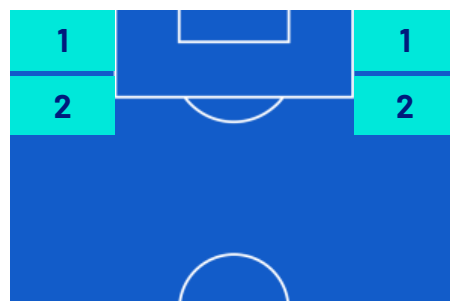
3	Goals	0
7	On target	0
4	Off target	0
0	Blocked	0



OPEN PLAY CROSSES MAP



3	Crosses completed	0
34	Total crosses	10
9	Accuracy (%)	0



888	Total Balls Played	355
226	DEFENSIVE	202
435	MIDFIELD	121
227	ATTACK ZONE	32

Cremona 10/05/2026 GIOVANNI ZINI 15:00



CREMONESE

3-0

PISA



KEY PLAYERS

 JAMIE RICHARD VARDY	10
Position	Forward
Date of birth	11/01/1987
Nationality	ENG

Jog 81% - Run 17% - Sprint 2%			Km 7.133
5.720	1.214	0.165	

Mvp Stats	
Minutes Played	73
Goals	1
Scoring Chances	0
Attempts	1
Attempts on target	1(1)
Assists	0
Balls Played	0
Passes Completed	10
Passes Completed/Attempted (%)	62
Key Passes	0
Gained Possessions	2
Fouls Suffered	0

 IDRISSA TOURÉ	15
Position	Midfielder
Date of birth	29/04/1998
Nationality	GER

Jog 80% - Run 19% - Sprint 1%			Km 10.125
8.104	1.848	0.126	

Mvp Stats	
Minutes Played	92
Goals	0
Scoring Chances	0
Attempts	0
Attempts on target	0(0)
Assists	0
Balls Played	0
Passes Completed	21
Passes Completed/Attempted (%)	87
Key Passes	0
Gained Possessions	3
Fouls Suffered	3

The above statistics are considered final 24 hours after the end of the match.

The disciplinary sanctions are unofficial, as they come from real-time tracking during the match. They will become official following approval by the relevant bodies.

In the case of uncertainty over the identity of a goalscorer, Lega Serie A will confirm this the day after each round of matches is completed.

The official data providers are Kama, Hawk-Eye, Math and Sport.