

# MATCH REPORT



Matchday 28  
SERIE A CHAMPIONSHIP 2025-2026



**LAZIO**



**SASSUOLO**

Roma 09/03/2026  
OLIMPICO 20:45

Roma 09/03/2026 OLIMPICO 20:45



**LAZIO**

**2-1**

**SASSUOLO**



## LINE-UPS

### LAZIO

40	MOTTA (GK)	
77	MARUŠIĆ	
34	GILA	
13	ROMAGNOLI	
17	NUNO TAVARES	
7	DELE-BASHIRU	
32	CATALDI	
24	TAYLOR	
18	ISAKSEN	
27	MALDINI	
10	ZACCAGNI	





### Bench

55	FURLANETTO (GK)	
99	GIACOMONE (GK)	
3	LU. PELLEGRINI	
4	PATRIC	
9	PEDRO	
14	NOSLIN	
19	DIA	
20	RATKOV	
21	BELAHYANE	
22	CANCELLIERI	
23	HYSAJ	
25	PROVSTGAARD	
28	PRZYBOREK	
29	LAZZARI	

Head Coach: **MAURIZIO SARRI**

### SASSUOLO

	(GK) MURIĆ	49
	W. COULIBALY	25
	IDZES	21
	MUHAREMOVIĆ	80
	GARCIA	23
	I. KONÉ	90
	LIPANI	35
	THORSTVEDT	42
	BERARDI	10
	NZOLA	8
	LAURIENTÉ	45



### Bench

	(GK) SATALINO	12
	(GK) TURATI	13
	(GK) ZACCHI	16
	DOIG	3
	WALUKIEWICZ	6
	VOLPATO	7
	MATIĆ	18
	ROMAGNA	19
	L. MORO	24
	VRANCKX	40
	IANNONI	44
	BAKOLA	50
	PEDRO FELIPE	66

Head Coach: **FABIO GROSSO**

Referee: **ALBERTO RUBEN ARENA**  
 Assistant referee: **FILIPPO MELI**  
 Assistant referee: **STEFANO ALASSIO**

Fourth official: **PARIDE TREMOLADA**  
 V.A.R.: **DANIELE PATERNA**  
 A.V.A.R.: **ROSARIO ABISSO**



Roma 09/03/2026 OLIMPICO 20:45



LAZIO

2-1

SASSUOLO



## GAME TIME



Effective  
played time:  
62%



1st Half - 2nd Half  
30'12" - 30'9"

## BALL POSSESSION

LAZIO

SASSUOLO

### QUARTERS BALL POSSESSION

1H	0'-15'	2H	46'-60'
46.67%	53.33%	61.4%	38.6%
38.86%	61.14%	33.76%	66.24%
73.93%	26.07%	33.49%	66.51%

## TEAM STATS

	LAZ	SAS
Attempts	13	5
Attempts on target	5	4
Attempts on target from penalty box	9	3
Post		
Bar		
Attempts off target	6	
Blocked Shots	2	1
Scoring Chances	2	
Key Passes	10	4
Assists	1	1
Fouls Committed	7	8
Corners	1	6
Offsides	2	3
Cross Completed/Total	6/16	1/20
Dribbling	6	3
Passes Completed	503	482
Passes Completed/Attempted (%)	89	87
Passes Final Third	94	91
Balls played forward	231	211
Long Passes	31	33
Saves	3	3
Gained Possessions	40	36

Roma 09/03/2026 OLIMPICO 20:45



LAZIO

2-1

SASSUOLO



## PLAYER STATS

LAZIO		M	GC	OG	S	AS	CL	LB	FYC	SYC	RC								
40	MOTTA	98'	1		3			8											
LAZIO		M	G	OG	A	AT	HW	SC	FS	BP	AS	KP	P	P(%)	PA	R	FYC	SYC	RC
77	MARUŠIĆ	98'	1		1	1		1		69		1	51	87	21	5			
34	GILA	98'								103		1	77	90	17	8			
13	ROMAGNOLI	47'								31			26	92	3				
17	NUNO TAVARES	98'						1	80		1	51	85	22	4				
7	DELE-BASHIRU	98'			2			1	57		1	47	100	25	5				
32	CATALDI	38'			1	1			29		1	22	95	9	4				
24	TAYLOR	98'			1			1	66		1	51	87	35	2				
18	ISAKSEN	81'			4			1	1	33		1	17	80	13	1			
27	MALDINI	67'	1		1	1		1	24			18	94	8	2				
10	ZACCAGNI	81'			1	1		1	41		1	27	84	19	3				
4	PATRIC	60'							64			51	92	27	1				
9	PEDRO	17'							13		1	11	91	9					
19	DIA	31'							12			10	90	8					
22	CANCELLIERI	17'			1	1		1	9	1	1	6	100	4					
25	PROVSTGAARD	51'			1			1	46			26	78	11	4				
SASSUOLO		M	GC	OG	S	AS	CL	LB	FYC	SYC	RC								
49	MURIĆ	98'	2		3			18											
SASSUOLO		M	G	OG	A	AT	HW	SC	FS	BP	AS	KP	P	P(%)	PA	R	FYC	SYC	RC
25	W. COULIBALY	71'							57				50	100	20	5			
21	IDZES	98'							87				59	84	7	5			
80	MUHAREMOVIĆ	98'							79				63	90	15	4			
23	GARCIA	71'							61		1	49	100	23	6	1			
90	I. KONÉ	85'						2	57			51	96	33	2				
35	LIPANI	47'							38			23	79	11	3	1			
42	THORSTVEDT	98'			1			1	56	1	2	41	91	28	3				
10	BERARDI	98'						1	50			33	86	21	3				
8	NZOLA	71'			1	1		1	21			14	87	10					
45	LAURIENTÉ	98'	1		2	2		1	53		1	30	76	22		1			
3	DOIG	28'			1	1			10			8	100	4	2				
6	WALUKIEWICZ	28'							21			13	76	3	2	1			
18	MATIĆ	51'							25			24	96	13					
24	L. MORO	28'						1	7			2	40						
50	BAKOLA	13'							5			3	100	1					

## Legend

FYC	Yellow Card
OG	Owngoal
BP	Balls Played
SYC	Double Yellow Card
RC	Red Card
G	Goals
GC	Goal Conceded
M	Minutes Played
AS	Assists
FS	Fouls Suffered
A	Attempts
AT	Attempts on target
SC	Scoring Chances
HW	Hit Woodwork
S	Saves
CL	Clearences
LB	Long Ball
P(%)	Passes Completed/Attempted (%)
KP	Key Passes
PA	Balls played forward
P	Passes Completed
R	Gained Possessions

## PLAYERS RANKING

Attempts		Attempts on target		Passes Final Third		Scoring Chances	
1	ISAKSEN LAZ 4	1	LAURIENTÉ SAS 2	1	TAYLOR LAZ 16	1	MARUŠIĆ LAZ 1
2	LAURIENTÉ SAS 2	2	MARUŠIĆ LAZ 1	2	GARCIA SAS 16	2	ISAKSEN LAZ 1
3	DELE-BASHIRU LAZ 2	3	MALDINI LAZ 1	3	ZACCAGNI LAZ 15		
4	MARUŠIĆ LAZ 1	4	CATALDI LAZ 1	4	LAURIENTÉ SAS 13		
5	MALDINI LAZ 1	5	DOIG SAS 1	5	I. KONÉ SAS 13		
Crosses		Passes Completed		Key Passes		Dribbling	
1	LAURIENTÉ SAS 7	1	GILA LAZ 77	1	THORSTVEDT SAS 2	1	ISAKSEN LAZ 3
2	NUNO TAVARES LAZ 5	2	MUHAREMOVIĆ SAS 63	2	MARUŠIĆ LAZ 1	2	LAURIENTÉ SAS 2
3	GARCIA SAS 5	3	IDZES SAS 59	3	LAURIENTÉ SAS 1	3	NUNO TAVARES LAZ 2
4	BERARDI SAS 4	4	MARUŠIĆ LAZ 51	4	CATALDI LAZ 1	4	I. KONÉ SAS 1
5	ISAKSEN LAZ 2	5	I. KONÉ SAS 51	5	DELE-BASHIRU LAZ 1	5	GILA LAZ 1

Roma 09/03/2026 OLIMPICO 20:45



LAZIO

2-1

SASSUOLO



## COACH

### TEAM INDICATORS

58.46%		DANGEROUSITY		55.05%	
DANGEROUSITY IN MANEUVER ACTIONS	DANGEROUSITY IN TRANSITION ACTIONS	Team dangerousity considering player's position of the own team, of the opponents and of the ball.		DANGEROUSITY IN MANEUVER ACTIONS	DANGEROUSITY IN TRANSITION ACTIONS
60.77%	49%			56.33%	48.13%
32.58km/h		BALL PACE		29.05km/h	
8.5km/h		BALL CONDUCTION PACE		8.75km/h	
42%		CONDUCTION VS PASSES TIME		57%	
58%				43%	

### RECORDMEN

#### PASS GAIN

Number of players overtaken by a vertical pass (only successful passes are considered).

It shows how much a player tends to overcome the opponent's pressure lines.

1	34	M. GILA	3.85	1	49	ARIJANET MURIĆ	5
2	13	ALESSIO ROMAGNOLI	3.36	2	10	DOMENICO BERARDI	4.08
3	17	NUNO TAVARES	2.94	3	21	JAY IDZES	3.28
4	27	DANIEL MALDINI	2.75	4	8	M'BALA NZOLA	3.25
5	18	GUSTAV ISAKSEN	2.67	5	23	ULISSES GARCIA	3.15

#### PASS RISK

Measures the player's propensity to risk the pass (only successful passes are considered).

1	7	FISAYO DELE-BASHIRU	29%	1	49	ARIJANET MURIĆ	61.75%
2	17	NUNO TAVARES	26.89%	2	18	NEMANJA MATIĆ	29.75%
3	18	GUSTAV ISAKSEN	24.17%	3	10	DOMENICO BERARDI	27.17%
4	77	A. MARUSIC	23.81%	4	23	ULISSES GARCIA	21.45%
5	13	ALESSIO ROMAGNOLI	21.9%	5	21	JAY IDZES	17%

#### RECEIVED PRESSURE

How much the player with the ball is pressed by the opposite team.

It depends on the speed, running direction and distance from the opponent who is at a shorter distance.

1	19	BOULAYE DIA	86.64%	1	8	M'BALA NZOLA	73.22%
2	27	DANIEL MALDINI	73.7%	2	24	LUCA MORO	71.03%
3	24	KENNETH INA DOR TAYLOR	65.43%	3	35	LUCA LIPANI	64.77%
4	7	FISAYO DELE-BASHIRU	61.26%	4	42	KRISTIAN THORSTVEDT	62.22%
5	22	MATTEO CANCELLIERI	59.41%	5	50	DARRYL BAKOLA	61.66%

#### PASS AVAILABILITY

Ability of a player to get away from opponents to receive the ball.

It is computed for all the teammates of the player in possession.

1	17	NUNO TAVARES	81.1%	1	80	TARIK MUHAREMOVIĆ	84.18%
2	25	OLIVER PROVSTGAARD	80.26%	2	23	ULISSES GARCIA	83.35%
3	34	M. GILA	79.27%	3	25	WOYO COULIBALY	82.02%
4	77	A. MARUSIC	79.16%	4	21	JAY IDZES	78.94%
5	13	ALESSIO ROMAGNOLI	78.2%	5	18	NEMANJA MATIĆ	75.11%

Roma 09/03/2026 OLIMPICO 20:45



LAZIO

2-1

SASSUOLO



## PLAYERS RANKING (ATHLETICS PERFORMANCE)

Jog - Run - Sprint (km)			
1	KENNETH INA DOROTHEA TAYLOR	Total	12.241
		9.382	2.686
		0.126	
2	OLUWAFISAYO FARUQ DELE-BASHIRU	Total	12.062
		8.492	3.177
		0.351	
3	NUNO ALBERTINO VARELA TAVARES	Total	11.291
		8.750	2.056
		0.391	
4	ADAM MARUŠIĆ	Total	10.626
		8.571	1.834
		0.142	
5	MARIO GILA FUENTES	Total	10.221
		8.245	1.688
		0.180	

Jog - Run - Sprint (km)			
1	KRISTIAN THORSTVEDT	Total	12.130
		9.119	2.792
		0.172	
2	JAY NOAH IDZES	Total	10.504
		8.999	1.323
		0.125	
3	DOMENICO BERARDI	Total	10.502
		8.346	1.994
		0.113	
4	TARIK MUHAREMOVIĆ	Total	10.171
		8.524	1.432
		0.143	
5	ISMAËL KENNETH KONÉ	Total	10.010
		7.788	1.931
		0.229	

AVG Speed km/h (run)			
1	CANCELLIERI	LAZ	19.675
2	ISAKSEN	LAZ	19.635
3	PEDRO	LAZ	19.626
4	PROVSTGAARD	LAZ	19.567
5	NUNO TAVARES	LAZ	19.565

AVG Speed km/h (run)			
1	BAKOLA	SAS	19.723
2	GARCIA	SAS	19.693
3	DOIG	SAS	19.666
4	BERARDI	SAS	19.600
5	W. COULIBALY	SAS	19.587

AVG Speed km/h (sprint)			
1	CANCELLIERI	LAZ	29.800
2	DIA	LAZ	29.256
3	NUNO TAVARES	LAZ	28.784
4	TAYLOR	LAZ	27.924
5	DELE-BASHIRU	LAZ	27.765

AVG Speed km/h (sprint)			
1	W. COULIBALY	SAS	28.838
2	DOIG	SAS	28.359
3	LAURIENTÉ	SAS	27.723
4	WALUKIEWICZ	SAS	27.658
5	THORSTVEDT	SAS	27.460

## TEAM STATS (ATHLETICS PERFORMANCE)

Distance Covered (km) 118.931

Distance Covered (km) 114.950

Jog - Run - Sprint (km)		
91.909	23.778	2.391

Jog - Run - Sprint (km)		
91.944	20.214	2.096

Fitness data displayed in the report are the ones collected in real time and could be different to the post-processed ones, delivered to the coaching staff

Jog:	0-7 km/h	Run:	7.1-15 km/h	Sprint:	15.1+ km/h	Jog + Run + Sprint:	Distance covered
TOP Sprinter:	Top four players per team						

Roma 09/03/2026 OLIMPICO 20:45



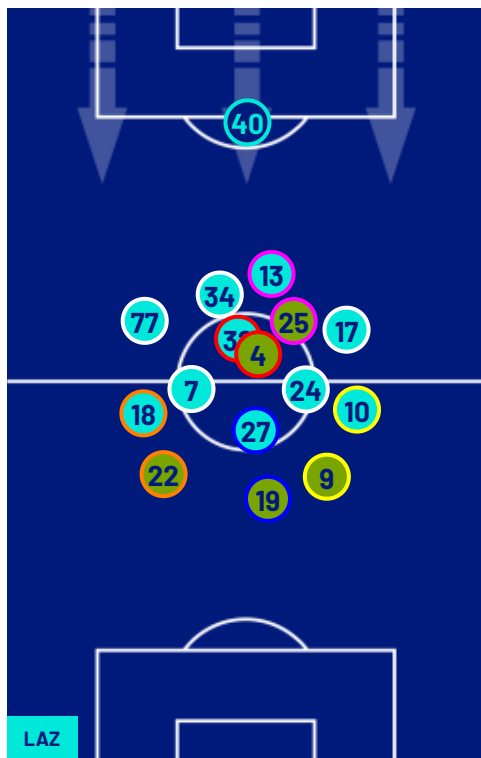
LAZIO

2-1

SASSUOLO



## PLAYERS AVERAGE POSITIONS



- Legend:
- |                  |           |            |                           |           |
|------------------|-----------|------------|---------------------------|-----------|
| 1st Substitution | Player In | Player Out | Player In Substitution Of | Player In |
| 2nd Substitution | Player In | Player Out | Player In Substitution Of | Player In |
| 3rd Substitution | Player In | Player Out | Player In Substitution Of | Player In |
| 4th Substitution | Player In | Player Out | Player In Substitution Of | Player In |
| 5th Substitution | Player In | Player Out | Player In Substitution Of | Player In |

Roma 09/03/2026 OLIMPICO 20:45



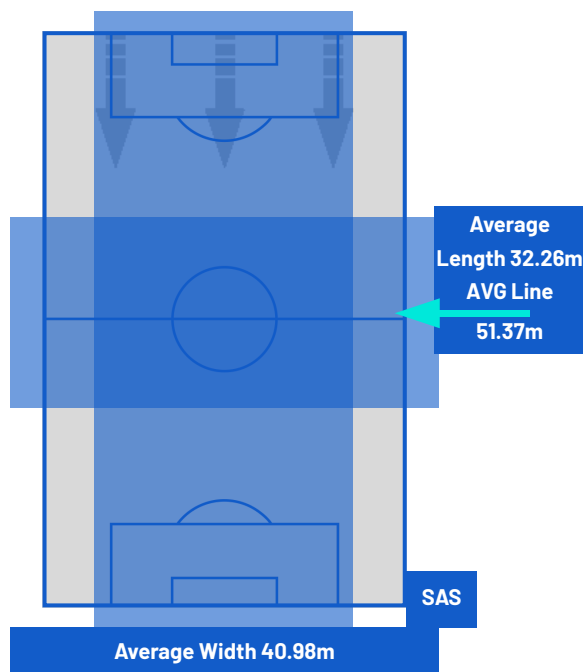
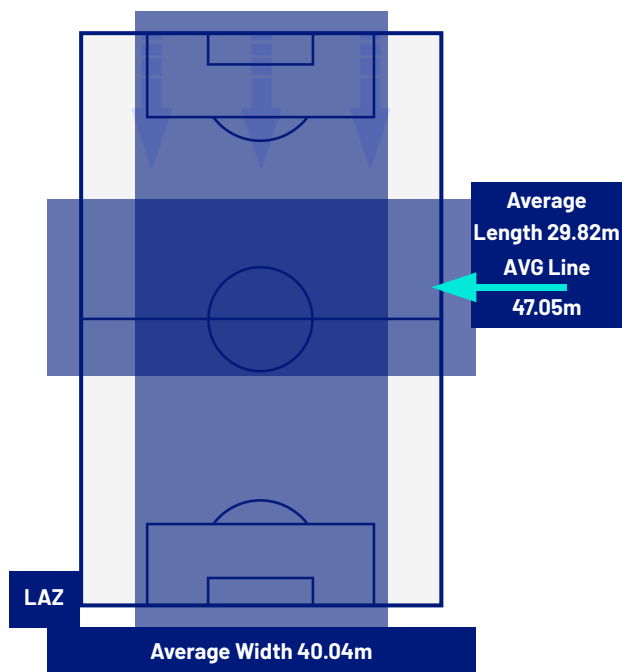
LAZIO

2-1

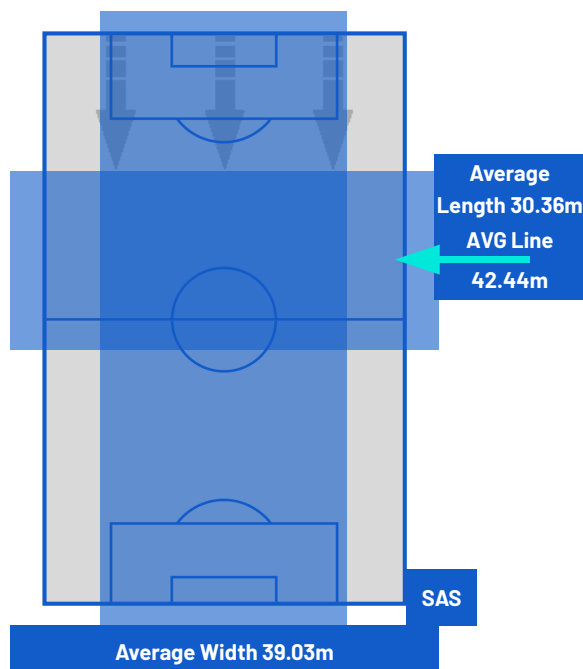
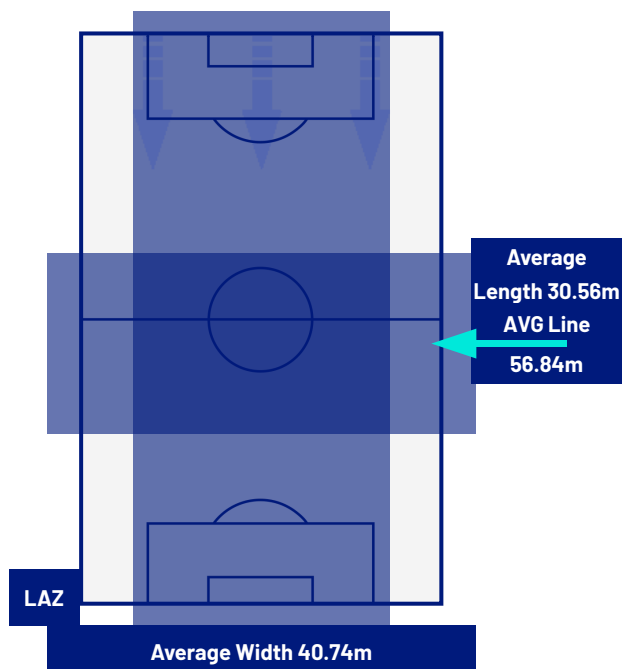
SASSUOLO



## TEAM'S DEFENSE POSITION 1ST HALF



## TEAM'S DEFENSE POSITION 2ND HALF



Roma 09/03/2026 OLIMPICO 20:45



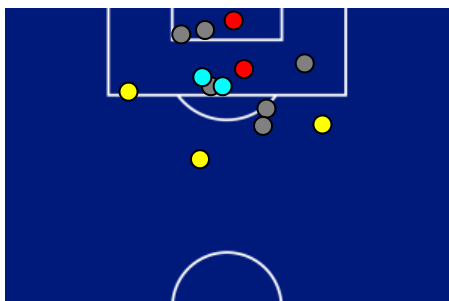
**LAZIO**

**2-1**

**SASSUOLO**



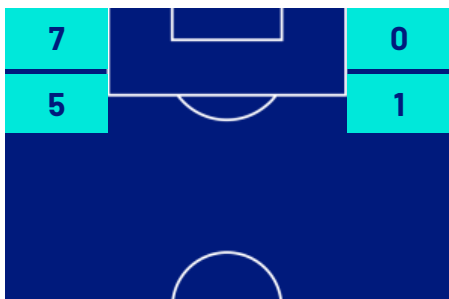
## ATTEMPTS MAP



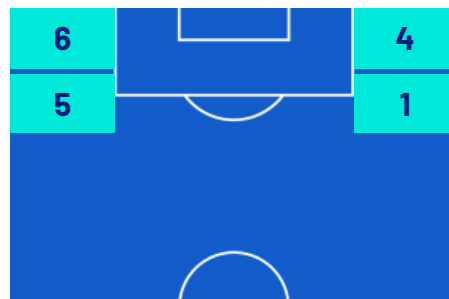
2	Goals	1
5	On target	4
6	Off target	0
2	Blocked	1



## OPEN PLAY CROSSES MAP



6	Crosses completed	1
16	Total crosses	20
38	Accuracy (%)	5



775	Total Balls Played	756
240	DEFENSIVE	226
345	MIDFIELD	365
190	ATTACK ZONE	165

Roma 09/03/2026 OLIMPICO 20:45



LAZIO

2-1

SASSUOLO



## KEY PLAYERS

 <b>ADAM MARUŠIĆ</b>	77
Position	Defender
Date of birth	17/10/1992
Nationality	MNE

Jog 81% - Run 18% - Sprint 1%			Km 10.626
8.571	1.834	0.142	

Mvp Stats	
Minutes Played	98
Goals	1
Scoring Chances	1
Attempts	1
Attempts on target	1(1)
Assists	0
Balls Played	69
Passes Completed	51
Passes Completed/Attempted (%)	87
Key Passes	1
Gained Possessions	5
Fouls Suffered	0

 <b>ARMAND GAETAN LAURIENTÉ</b>	45
Position	Forward
Date of birth	04/12/1998
Nationality	FRA

Jog 82% - Run 17% - Sprint 1%			Km 9.224
7.492	1.529	0.117	

Mvp Stats	
Minutes Played	98
Goals	1
Scoring Chances	0
Attempts	2
Attempts on target	2(1)
Assists	0
Balls Played	53
Passes Completed	30
Passes Completed/Attempted (%)	76
Key Passes	1
Gained Possessions	0
Fouls Suffered	1

The above statistics are considered final 24 hours after the end of the match.

The disciplinary sanctions are unofficial, as they come from real-time tracking during the match. They will become official following approval by the relevant bodies.

In the case of uncertainty over the identity of a goalscorer, Lega Serie A will confirm this the day after each round of matches is completed.

The official data providers are Kama, Hawk-Eye, Math and Sport.