


MATCH REPORT



Matchday 19
SERIE A CHAMPIONSHIP 2025-2026



LAZIO



FIorentINA

Roma 07/01/2026
OLIMPICO 20:45

Roma 07/01/2026 OLIMPICO 20:45



LAZIO

2-2

FIorentina



LINE-UPS

LAZIO

94	PROVEDEL (GK)	
29	LAZZARI	
34	GILA	
13	ROMAGNOLI	
3	LU. PELLEGRINI	Yellow Card
8	GUENDOUZI	
32	CATALDI	Yellow Card
26	BAŠIĆ	
18	ISAKSEN	
22	CANCELLIERI	Yellow Card
10	ZACCAGNI	Yellow Card



Bench

35	MANDAS (GK)	
55	FURLANETTO (GK)	
5	VECINO	Yellow Card
6	ROVELLA	
9	PEDRO	Yellow Card
17	NUNO TAVARES	
21	BELAHYANE	
23	HYSAJ	
25	PROVSTGAARD	
63	SERRA	

Head Coach: **MAURIZIO SARRI**

Referee: **SIMONE SOZZA**
 Assistant referee: **ALESSANDRO LO CICERO**
 Assistant referee: **VITTORIO DI GIOIA**

FIorentina

	(GK) DE GEA	43
	DODÔ	2
Yellow Card	PONGRAČIĆ	5
	COMUZZO	15
Yellow Card	GOSENS	21
Yellow Card	PARISI	65
Yellow Card	FAGIOLI	44
	MANDRAGORA	8
	NDOUR	27
	PICCOLI	91
Yellow Card	GUDMUNDSSON	10



Bench

	(GK) LEZZERINI	1
	(GK) CHRISTENSEN	53
	RANIERI	6
	SOHM	7
Yellow Card	NICOLUSSI C.	14
	PABLO MARÍ	18
	SOLOMON	19
	KEAN	20
	KOŠPO	23
	FORTINI	29
	KOUADIO	60
	KOUAMÉ	99

Head Coach: **PAOLO VANOLI**

Fourth official: **VALERIO CREZZINI**
 V.A.R.: **IVANO PEZZUTO**
 A.V.A.R.: **ALESSANDRO PRONTERA**

Roma 07/01/2026 OLIMPICO 20:45



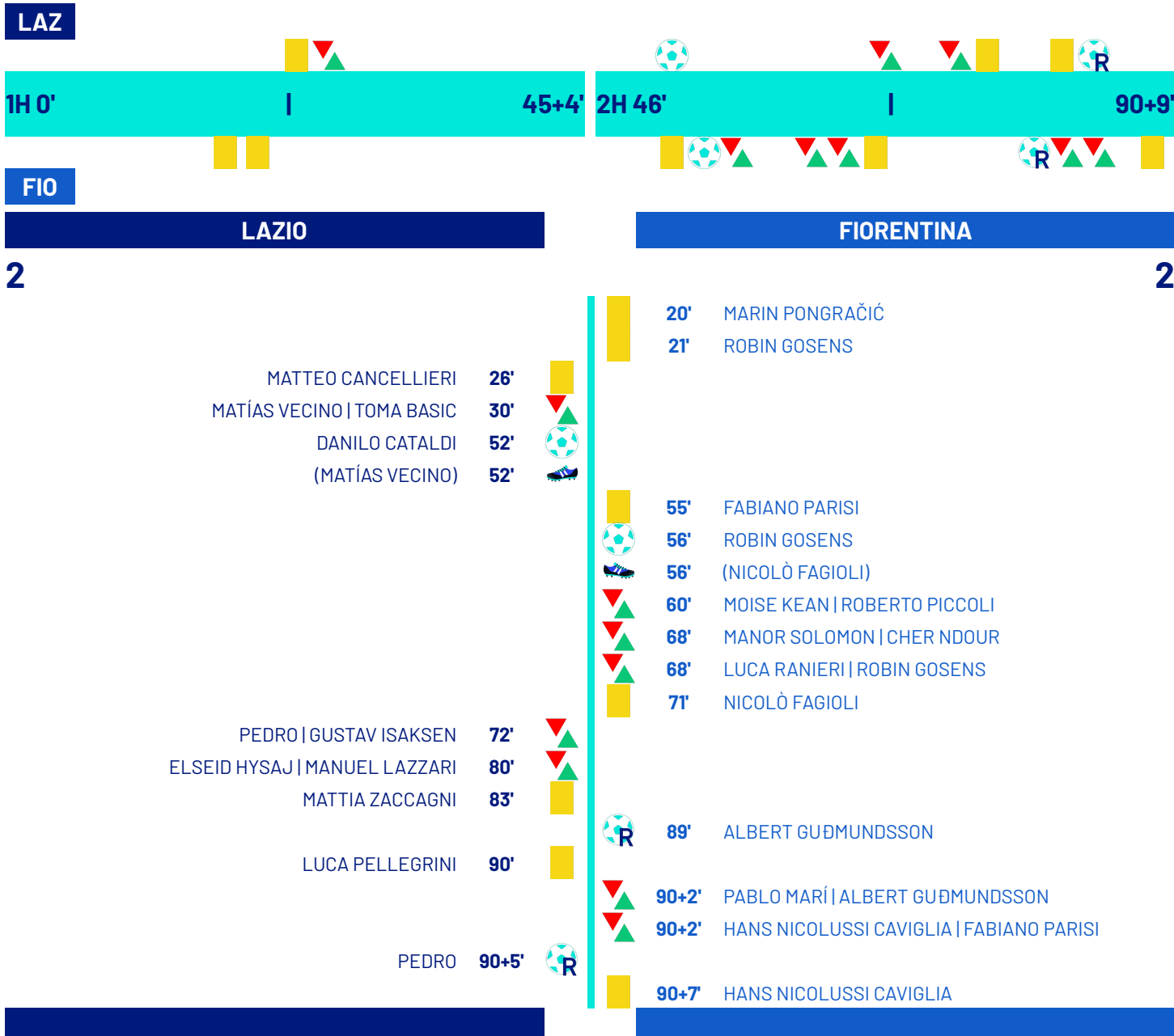
LAZIO

2-2

FIorentina



MATCH EVENTS



Legend:

- Goals
- Own goal
- Penalty
- Assist
- Yellow Card
- Substitution
- Red Card
- Double Yellow Card

Roma 07/01/2026 OLIMPICO 20:45



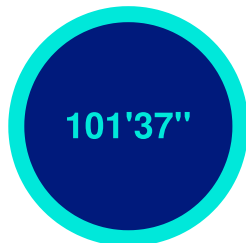
LAZIO

2-2

FIorentina



GAME TIME



Effective
played time:
55%

1st Half - 2nd Half
28'27" - 27'26"



BALL POSSESSION

LAZIO

FIorentina

QUARTERS BALL POSSESSION

1H	0'-15'	2H	46'-60'
50.49%	49.51%	66.29%	33.71%
16'-30'	89.41%	56.98%	43.02%
31'-48'	50.62%	49.38%	54.23%
76'-101'			

TEAM STATS

	LAZ	FIO
Attempts	16	9
Attempts on target	8	5
Attempts on target from penalty box	12	7
Post		
Bar		
Attempts off target	2	1
Blocked Shots	7	3
Scoring Chances		1
Key Passes	10	6
Assists	1	1
Fouls Committed	11	15
Corners	9	2
Offsides		1
Cross Completed/Total	8/29	4/11
Dribbling	8	5
Passes Completed	392	434
Passes Completed/Attempted (%)	86	88
Passes Final Third	93	71
Balls played forward	188	141
Long Passes	37	45
Saves	3	5
Gained Possessions	46	44

Roma 07/01/2026 OLIMPICO 20:45



LAZIO

2-2

FIorentina



PLAYER STATS

LAZIO		M	GC	OG	S	AS	CL	LB	FYC	SYC	RC								
94	PROVEDEL	102'	2		3		1	12											
LAZIO		M	G	OG	A	AT	PT	SC	FS	BP	AS	KP	P	P(%)	PA	R	FYC	SYC	RC
29	LAZZARI	83'							1			1	40	90	22	6			
34	GILA	102'			3	2			1			1	59	93	13	9			
13	ROMAGNOLI	102'			2	1							61	91	15	5			
3	LU. PELLEGRINI	102'							1			1	39	81	16	6	1		
8	GUENDOUZI	102'										1	34	87	23	3			
32	CATALDI	102'	1		2	1						1	36	85	27	3			
26	BAŠIĆ	30'			1	1							9	90	8	1			
18	ISAKSEN	75'			2	1			3				20	76	14	3			
22	CANCELLIERI	102'			2				5			1	14	87	10	2	1		
10	ZACCAGNI	102'			1				3			2	25	75	22	5	1		
5	VECINO	73'									1	1	17	80	14	1			
9	PEDRO	28'	1		3	2			1			1	3	100	1				
23	HYSAJ	20'											5	100	2	1			

FIORENTINA		M	GC	OG	S	AS	CL	LB	FYC	SYC	RC								
43	DE GEA	102'	2		6		1	11											
FIORENTINA		M	G	OG	A	AT	PT	SC	FS	BP	AS	KP	P	P(%)	PA	R	FYC	SYC	RC
2	DODÔ	102'											32	78	15	7			
5	PONGRAČIĆ	102'			1				1				74	97	12	4	1		
15	COMUZZO	102'											70	94	6	7			
21	GOSENS	71'	1		1	1			1			1	26	81	16	2	1		
65	PARISI	95'			1	1			4				21	87	12	3	1		
44	FAGIOLI	102'									1	4	72	93	23	6	1		
8	MANDRAGORA	102'			1				1			1	36	92	20	2			
27	NDOUR	71'											26	89	10	1			
91	PICCOLI	63'											2	50	1	2			
10	GUÐMUNDSSON	95'	1		3	3		1	3				24	88	15	2			
6	RANIERI	31'							1				11	78	4	3			
14	NICOLUSSI C.	8'											2	66	1	1	1		
18	PABLO MARÍ	8'											1	100	1				
19	SOLOMON	31'											7	87	5				
20	KEAN	39'			2								2	50		2			

Legend

FYC	Yellow Card
OG	Owngoal
BP	Balls Played
SYC	Double Yellow Card
RC	Red Card
G	Goals
GC	Goal Conceded
M	Minutes Played
AS	Assists
FS	Fouls Suffered
A	Attempts
AT	Attempts on target
SC	Scoring Chances
PT	Posts
S	Saves
CL	Clearences
LB	Long Ball
P(%)	Passes Completed/Attempted (%)
KP	Key Passes
PA	Balls played forward
P	Passes Completed
R	Gained Possessions

PLAYERS RANKING

Attempts			Attempts on target			Passes Final Third			Scoring Chances		
1	GUÐMUNDSSON	FIO 3	1	GUÐMUNDSSON	FIO 3	1	ZACCAGNI	LAZ 14	1	GUÐMUNDSSON	FIO 1
2	GILA	LAZ 3	2	GILA	LAZ 2	2	LAZZARI	LAZ 13			
3	PEDRO	LAZ 3	3	PEDRO	LAZ 2	3	FAGIOLI	FIO 12			
4	ROMAGNOLI	LAZ 2	4	ROMAGNOLI	LAZ 1	4	MANDRAGORA	FIO 12			
5	CATALDI	LAZ 2	5	CATALDI	LAZ 1	5	GUÐMUNDSSON	FIO 11			

Crosses			Passes Completed			Key Passes			Dribbling		
1	LU. PELLEGRINI	LAZ 10	1	PONGRAČIĆ	FIO 74	1	FAGIOLI	FIO 4	1	ZACCAGNI	LAZ 3
2	CATALDI	LAZ 8	2	FAGIOLI	FIO 72	2	ZACCAGNI	LAZ 2	2	ISAKSEN	LAZ 2
3	GUENDOUZI	LAZ 5	3	COMUZZO	FIO 70	3	CATALDI	LAZ 1	3	PONGRAČIĆ	FIO 2
4	RANIERI	FIO 3	4	ROMAGNOLI	LAZ 61	4	LU. PELLEGRINI	LAZ 1	4	CANCELLIERI	LAZ 2
5	LAZZARI	LAZ 3	5	GILA	LAZ 59	5	GILA	LAZ 1	5	GUÐMUNDSSON	FIO 1



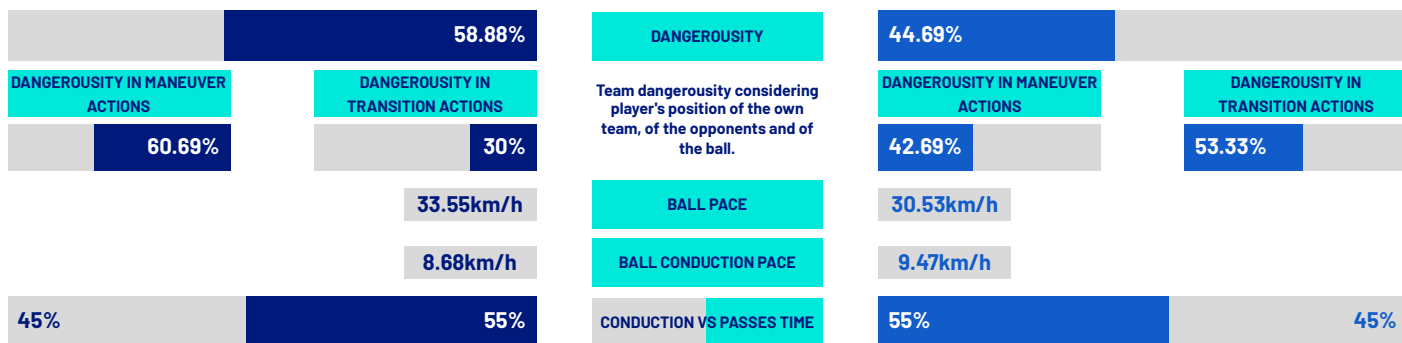
LAZIO

2-2

FIorentINA



TEAM INDICATORS



RECORDMEN

PASS GAIN

Number of players overtaken by a vertical pass (only successful passes are considered).

It shows how much a player tends to overcome the opponent's pressure lines.

1	3	LUCA PELLEGRINI	3.7	1	10	ALBERT GUÐMUNDSSON	3.33
2	10	MATTIA ZACCAGNI	3.67	2	27	CHER NDOUR	3.14
3	18	GUSTAV ISAKSEN	3.15	3	20	MOISE KEAN	3
4	22	MATTEO CANCELLIERI	2.5	4	19	MANOR SOLOMON	2.75
5	13	ALESSIO ROMAGNOLI	2.43	5	15	PIETRO COMUZZO	2.43

PASS RISK

Measures the player's propensity to risk the pass (only successful passes are considered).

1	5	MATÍAS VECINO	54%	1	10	ALBERT GUÐMUNDSSON	26.88%
2	22	MATTEO CANCELLIERI	40.33%	2	8	ROLANDO MANDRAGORA	16.38%
3	3	LUCA PELLEGRINI	39.5%	3	2	DODÔ	15.89%
4	10	MATTIA ZACCAGNI	28.88%	4	15	PIETRO COMUZZO	14.68%
5	18	GUSTAV ISAKSEN	27.15%	5	5	MARIN PONGRAČIĆ	14.5%

RECEIVED PRESSURE

How much the player with the ball is pressed by the opposite team.

It depends on the speed, running direction and distance from the opponent who is at a shorter distance.

1	22	MATTEO CANCELLIERI	78.94%	1	91	ROBERTO PICCOLI	73.99%
2	8	MATTÉO GUENDOUZI	66.92%	2	27	CHER NDOUR	67.85%
3	26	TOMA BASIC	64.27%	3	8	ROLANDO MANDRAGORA	65.31%
4	32	DANILO CATALDI	61.45%	4	44	NICOLÒ FAGIOLI	62.55%
5	10	MATTIA ZACCAGNI	60.82%	5	10	ALBERT GUÐMUNDSSON	52.76%

PASS AVAILABILITY

Ability of a player to get away from opponents to receive the ball.

It is computed for all the teammates of the player in possession.

1	34	M. GILA	82.03%	1	15	PIETRO COMUZZO	87.05%
2	3	LUCA PELLEGRINI	81.5%	2	65	FABIANO PARISI	81.19%
3	13	ALESSIO ROMAGNOLI	80.4%	3	2	DODÔ	76.09%
4	29	MANUEL LAZZARI	75.52%	4	5	MARIN PONGRAČIĆ	76.03%
5	18	GUSTAV ISAKSEN	68.01%	5	21	ROBIN GOSENS	71.43%

Roma 07/01/2026 OLIMPICO 20:45



LAZIO

2-2

FIORENTINA



PLAYERS RANKING (ATHLETICS PERFORMANCE)

Jog - Run - Sprint (km)			
1	DANILO CATALDI		Total 12.921
	9.139	3.610	0.085
2	MATTEO ELIAS KENZO GUENDOUZI OLIE		Total 12.065
	9.003	2.827	0.173
3	MATTEO CANCELLIERI		Total 11.607
	8.558	2.727	0.247
4	ALESSIO ROMAGNOLI		Total 11.233
	9.336	1.780	0.032
5	MARIO GILA FUENTES		Total 10.451
	8.317	1.837	0.186

Jog - Run - Sprint (km)			
1	NICOLÒ FAGIOLI		Total 11.858
	9.193	2.507	0.065
2	ROLANDO MANDRAGORA		Total 11.322
	8.720	2.469	0.048
3	FABIANO PARISI		Total 10.946
	7.855	2.801	0.181
4	DOMILSON CORDEIRO DOS SANTO		Total 10.880
	8.162	2.236	0.394
5	PIETRO COMUZZO		Total 10.839
	8.582	2.034	0.127

AVG Speed km/h (run)			
1	HYSAJ	LAZ	19.663
2	CANCELLIERI	LAZ	19.581
3	ISAKSEN	LAZ	19.578
4	CATALDI	LAZ	19.575
5	ZACCAGNI	LAZ	19.572

AVG Speed km/h (run)			
1	KEAN	FIO	20.285
2	NICOLUSSI C.	FIO	19.674
3	SOLOMON	FIO	19.667
4	GUÐMUNDSSON	FIO	19.621
5	COMUZZO	FIO	19.612

AVG Speed km/h (sprint)			
1	BAŠIĆ	LAZ	28.255
2	ISAKSEN	LAZ	28.086
3	LAZZARI	LAZ	27.968
4	ZACCAGNI	LAZ	27.724
5	GILA	LAZ	27.643

AVG Speed km/h (sprint)			
1	KEAN	FIO	29.059
2	PICCOLI	FIO	27.871
3	PONGRAČIĆ	FIO	27.770
4	SOLOMON	FIO	27.758
5	GOSENS	FIO	27.666

TEAM STATS (ATHLETICS PERFORMANCE)

Distance Covered (km) 119.145

Distance Covered (km) 117.184

Jog - Run - Sprint (km)		
90.802	25.249	2.076

Jog - Run - Sprint (km)		
90.529	23.521	2.024

Fitness data displayed in the report are the ones collected in real time and could be different to the post-processed ones, delivered to the coaching staff

Jog:	0-7 km/h	Run:	7.1-15 km/h	Sprint:	15.1+ km/h	Jog + Run + Sprint:	Distance covered
TOP Sprinter:	Top four players per team						

Roma 07/01/2026 OLIMPICO 20:45



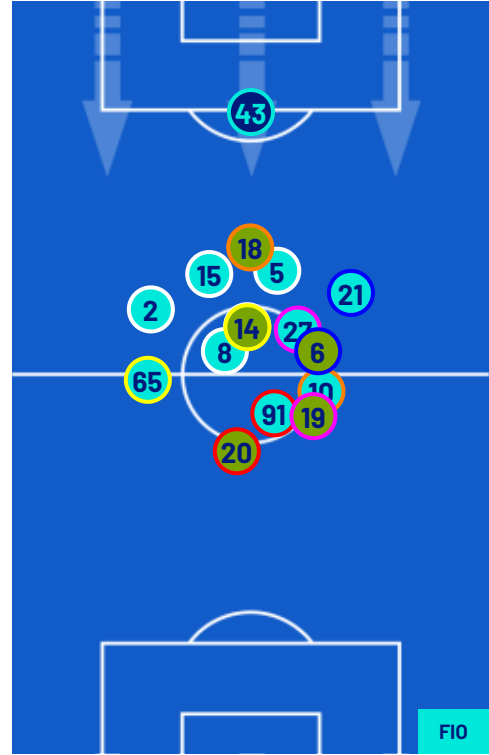
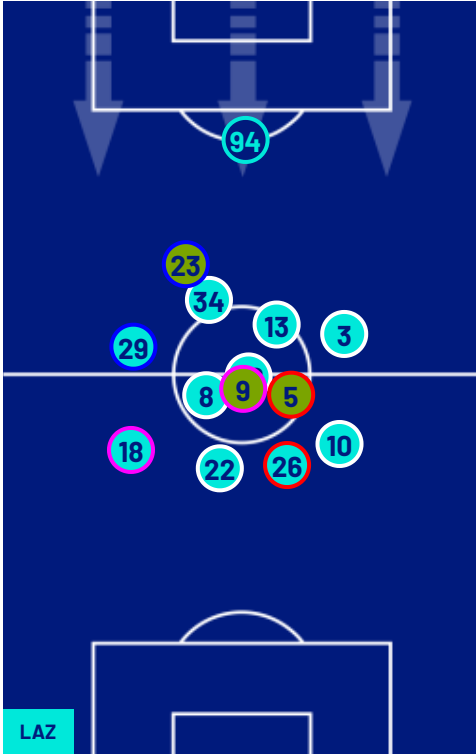
LAZIO

2-2

FIorentina



PLAYERS AVERAGE POSITIONS



- Legend:
- | | | | | |
|------------------|-----------|------------|---------------------------|-----------|
| 1st Substitution | Player In | Player Out | Player In Substitution Of | Player In |
| 2nd Substitution | Player In | Player Out | Player In Substitution Of | Player In |
| 3rd Substitution | Player In | Player Out | Player In Substitution Of | Player In |
| 4th Substitution | Player In | Player Out | Player In Substitution Of | Player In |
| 5th Substitution | Player In | Player Out | Player In Substitution Of | Player In |

Roma 07/01/2026 OLIMPICO 20:45



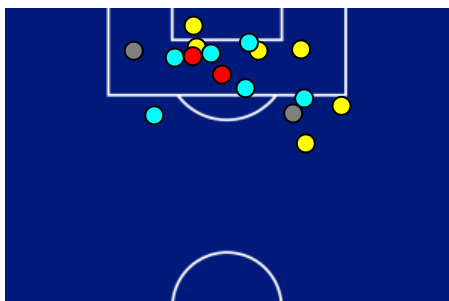
LAZIO

2-2

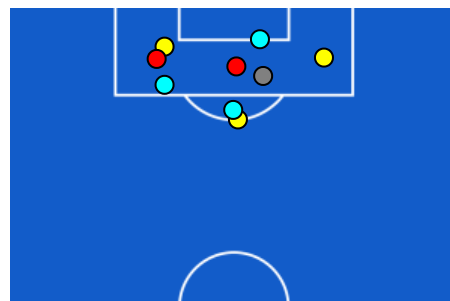
FIORENTINA



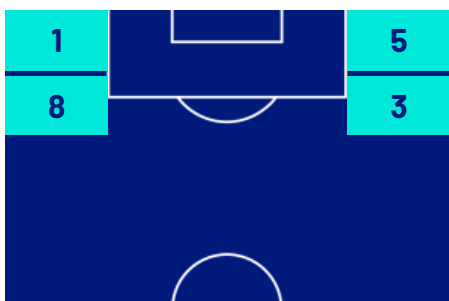
ATTEMPTS MAP



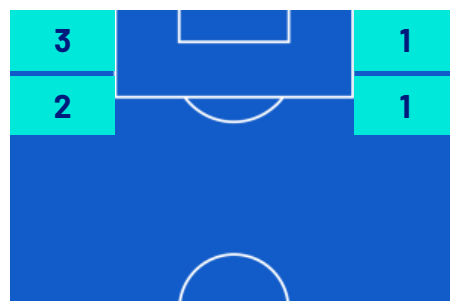
2	Goals	2
8	On target	5
2	Off target	1
7	Blocked	3



OPEN PLAY CROSSES MAP



8	Crosses completed	4
29	Total crosses	11
28	Accuracy (%)	36



684	Total Balls Played	720
242	DEFENSIVE	292
255	MIDFIELD	277
187	ATTACK ZONE	151

Roma 07/01/2026 OLIMPICO 20:45



LAZIO

2-2

FIORENTINA



KEY PLAYERS

 PEDRO RODRÍGUEZ LEDESMA	9
Position	Forward
Date of birth	28/07/1987
Nationality	ESP

Jog 37% - Run 51% - Sprint 12% **Km 2.772**

1.984	0.701	0.056
-------	-------	-------

Mvp Stats

Minutes Played	28
Goals	1
Scoring Chances	0
Attempts	3
Attempts on target	2 (1)
Assists	0
Balls Played	0
Passes Completed	3
Passes Completed/Attempted (%)	100
Key Passes	1
Gained Possessions	0
Fouls Suffered	1

 ALBERT GUÐMUNDSSON	10
Position	Forward
Date of birth	15/06/1997
Nationality	ISL

Jog 39% - Run 49% - Sprint 12% **Km 9.995**

7.585	2.119	0.226
-------	-------	-------

Mvp Stats

Minutes Played	95
Goals	1
Scoring Chances	1
Attempts	3
Attempts on target	3 (1)
Assists	0
Balls Played	0
Passes Completed	24
Passes Completed/Attempted (%)	88
Key Passes	0
Gained Possessions	2
Fouls Suffered	3

The above statistics are considered final 24 hours after the end of the match.

The disciplinary sanctions are unofficial, as they come from real-time tracking during the match. They will become official following approval by the relevant bodies.

In the case of uncertainty over the identity of a goalscorer, Lega Serie A will confirm this the day after each round of matches is completed.

The official data providers are Kama, Hawk-Eye, Math and Sport.