

MATCH REPORT



Matchday 24
SERIE A CHAMPIONSHIP 2025-2026



GENOA



NAPOLI

Genova 07/02/2026
LUIGI FERRARIS 18:00

Genova 07/02/2026 LUIGI FERRARIS 18:00



GENOA

2-3

NAPOLI



LINE-UPS

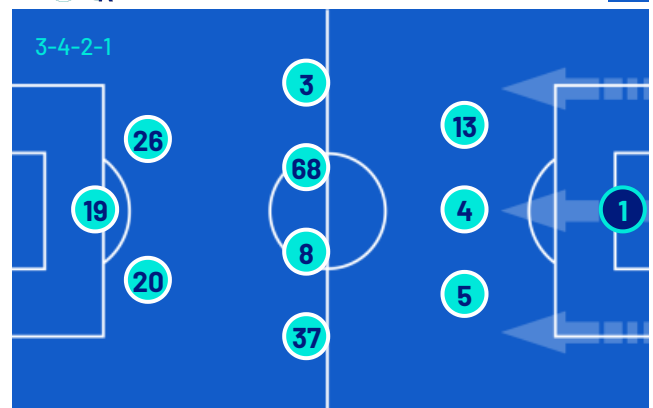
GENOA	
16	BIJLOW (GK)
27	MARCANDALLI
5	ØSTIGÅRD
22	VÁSQUEZ
15	NORTON-CUFFY
17	MALINOVSKYI
32	FRENDRUP
77	ELLERTSSON
3	MARTÍN
9	VITINHA
29	COLOMBO



Bench	
1	LEALI (GK)
39	SOMMARIVA (GK)
4	AMORIM
10	MESSIAS
13	ZÄTTERSTRÖM
14	ONANA
18	EKUBAN
20	SABELLI
21	EKHATOR
34	OTOA
70	CORNET
73	MASINI

Head Coach: **DANIELE DE ROSSI**

NAPOLI	
(GK) MERET	1
RRAHMANI	13
BUONGIORNO	4
JUAN JESUS	5
GUTIÉRREZ	3
LOBOTKA	68
MCTOMINAY	8
SPINAZZOLA	37
VERGARA	26
ELMAS	20
HØJLUND	19



Bench	
(GK) CONTINI	14
(GK) MILINKOVIĆ-SAVIĆ	32
LUKAKU	9
OLIVERA	17
GIOVANE	23
ALISSON	27
BEUKEMA	31
PRISCO	95
DE CHIARA	98

Head Coach: **ANTONIO CONTE**

Referee: **DAVIDE MASSA**
 Assistant referee: **FILIPPO MELI**
 Assistant referee: **STEFANO ALASSIO**

Fourth official: **GIANLUCA MANGANIELLO**
 V.A.R.: **MARCO DI BELLO**
 A.V.A.R.: **MICHAEL FABBRI**

Genova 07/02/2026 LUIGI FERRARIS 18:00



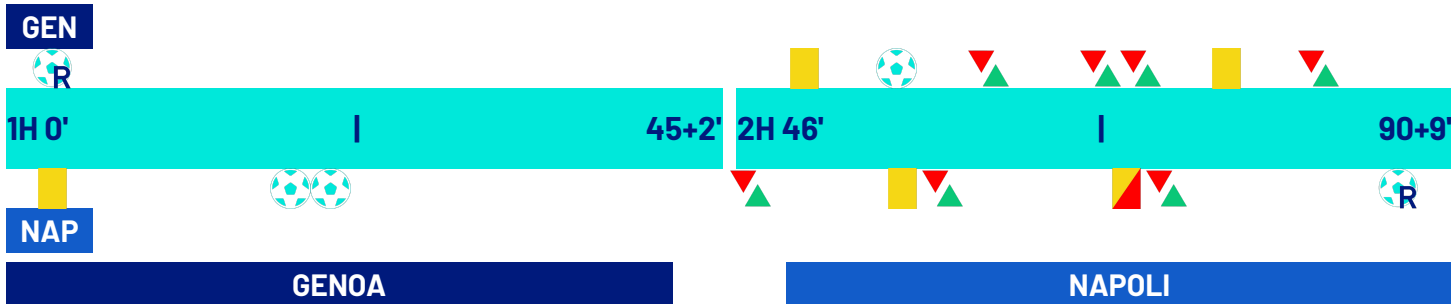
GENOA

2-3

NAPOLI



MATCH EVENTS



2

3

Player	Minute	Event	Player	Minute	Event
RUSLAN MALINOVSKYI	3'	Penalty	ALEX MERET	3'	Goal
			RASMUS HØJLUND	20'	Goal
			SCOTT MCTOMINAY	22'	Goal
			(AMIR RRAHMANI)	22'	Assist
			GIOVANE SCOTT MCTOMINAY	46'	Substitution
JOHAN VÁSQUEZ	50'	Yellow Card	JUAN JESUS	59'	Goal
LORENZO COLOMBO	57'	Goal	SAM BEUKEMA ALESSANDRO BUONGIORNO	60'	Substitution
CALEB EKUBAN LORENZO COLOMBO	64'	Substitution	JUAN JESUS	76'	Goal
JUNIOR MESSIAS AARÓN MARTÍN	74'	Substitution	MATHÍAS OLIVERA GIOVANE	77'	Substitution
PATRIZIO MASINI RUSLAN MALINOVSKYI	74'	Substitution			
ALESSANDRO MARCANDALLI	82'	Yellow Card			
MAXWEL CORNET VITINHA	89'	Substitution			
			RASMUS HØJLUND	90+5'	Goal

Legend:

- Goals
- Own goal
- Penalty
- Assist
- Yellow Card
- Substitution
- Red Card
- Double Yellow Card



Matchday 24
SERIE A CHAMPIONSHIP 2025-2026

MATCH REPORT

Genova 07/02/2026 LUIGI FERRARIS 18:00



GENOA

2-3

NAPOLI



GAME TIME



Effective played time:
55%

1st Half - 2nd Half
29'18" - 25'43"



BALL POSSESSION

GENOA

NAPOLI

QUARTERS BALL POSSESSION

1H	0'-15'	2H	46'-60'
59.42%	40.58%	62.34%	37.66%
	16'-30'		61'-75'
73.53%	26.47%	61.81%	38.19%
	31'-46'		76'-100'
61.79%	38.21%	41.43%	58.57%

TEAM STATS

	GEN	NAP
Attempts	12	14
Attempts on target	3	5
Attempts on target from penalty box	6	9
Post		
Bar		
Attempts off target	8	7
Blocked Shots	1	2
Scoring Chances	1	2
Key Passes	6	8
Assists		1
Fouls Committed	16	12
Corners	4	3
Offsides	1	1
Cross Completed/Total	6/31	2/9
Dribbling	3	4
Passes Completed	256	454
Passes Completed/Attempted (%)	80	86
Passes Final Third	70	57
Balls played forward	110	150
Long Passes	33	44
Saves	2	1
Gained Possessions	53	59

Genova 07/02/2026 LUIGI FERRARIS 18:00

GENOA

2-3

NAPOLI



PLAYER STATS

GENOA		M	GC	OG	S	AS	CL	LB	FYC	SYC	RC								
16	BIJLOW	101'	3		2		1	15											
GENOA		M	G	OG	A	AT	PT	SC	FS	BP	AS	KP	P	P(%)	PA	R	FYC	SYC	RC
27	MARCANDALLI	101'							46				31	81	12	6	1		
5	ØSTIGÅRD	101'							58			1	32	86	4	5			
22	VÁSQUEZ	101'						4	63				36	80	17	9	1		
15	NORTON-CUFFY	101'			1				35			1	20	86	15	3			
17	MALINOVSKIYI	76'	1		4	2			57			2	26	74	13	9			
32	FRENDRUP	101'						2	53			1	34	91	12	5			
77	ELLERTSSON	101'			1				22				9	69	6	4			
3	MARTÍN	76'							30			1	15	68	7	2			
9	VITINHA	91'			2			3	29				9	90	7	4			
29	COLOMBO	66'	1		3	1		1	18				5	71	4	1			
10	MESSIAS	26'			1				19				12	85	8	2			
18	EKUBAN	36'						1	5				3	100	2	1			
70	CORNET	11'							6				1	100	1				
73	MASINI	26'							8				1	50	1	1			

NAPOLI		M	GC	OG	S	AS	CL	LB	FYC	SYC	RC								
1	MERET	101'	2		1		1	18	1										
NAPOLI		M	G	OG	A	AT	PT	SC	FS	BP	AS	KP	P	P(%)	PA	R	FYC	SYC	RC
13	RRAHMANI	101'						1	97	1	1	1	77	91	24	9			
4	BUONGIORNO	62'						2	65				43	91	7	8			
5	JUAN JESUS	78'							72				51	91	8	9	1	1	1
3	GUTIÉRREZ	101'			2			1	2	53		1	37	90	15	3			
68	LOBOTKA	101'			1			1	73			2	63	96	26	5			
8	MCTOMINAY	47'	1		5	2			37				21	84	11	1			
37	SPINAZZOLA	101'			2			1	63				50	90	15	8			
26	VERGARA	101'			1			4	42				15	75	8	7			
20	ELMAS	101'							47			2	35	89	22	1			
19	HØJLUND	101'	2		3	3		1	4	29		1	13	72	10				
17	OLIVERA	23'							6				2	50					
23	GIOVANE	32'							16			1	7	63	3	1			
31	BEUKEMA	40'							29				12	70	1	2			

Legend

FYC	Yellow Card
OG	Owngoal
BP	Balls Played
SYC	Double Yellow Card
RC	Red Card
G	Goals
GC	Goal Conceded
M	Minutes Played
AS	Assists
FS	Fouls Suffered
A	Attempts
AT	Attempts on target
SC	Scoring Chances
PT	Posts
S	Saves
CL	Clearences
LB	Long Ball
P(%)	Passes Completed/Attempted (%)
KP	Key Passes
PA	Balls played forward
P	Passes Completed
R	Gained Possessions

PLAYERS RANKING

Attempts		Attempts on target		Passes Final Third		Scoring Chances	
1	MCTOMINAY NAP 5	1	HØJLUND NAP 3	1	VÁSQUEZ GEN 12	1	COLOMBO GEN 1
2	MALINOVSKIYI GEN 4	2	MALINOVSKIYI GEN 2	2	NORTON-CUFFY GEN 10	2	GUTIÉRREZ NAP 1
3	COLOMBO GEN 3	3	MCTOMINAY NAP 2	3	LOBOTKA NAP 10	3	HØJLUND NAP 1
4	HØJLUND NAP 3	4	COLOMBO GEN 1	4	ELMAS NAP 9		
5	SPINAZZOLA NAP 2			5	SPINAZZOLA NAP 9		
Crosses		Passes Completed		Key Passes		Dribbling	
1	VITINHA GEN 7	1	RRAHMANI NAP 77	1	ELMAS NAP 2	1	VITINHA GEN 2
2	MARTÍN GEN 5	2	LOBOTKA NAP 63	2	MALINOVSKIYI GEN 2	2	VERGARA NAP 1
3	NORTON-CUFFY GEN 5	3	JUAN JESUS NAP 51	3	LOBOTKA NAP 2	3	ELMAS NAP 1
4	ELMAS NAP 4	4	SPINAZZOLA NAP 50	4	MARTÍN GEN 1	4	VÁSQUEZ GEN 1
5	MALINOVSKIYI GEN 4	5	BUONGIORNO NAP 43	5	RRAHMANI NAP 1	5	JUAN JESUS NAP 1

Genova 07/02/2026 LUIGI FERRARIS 18:00



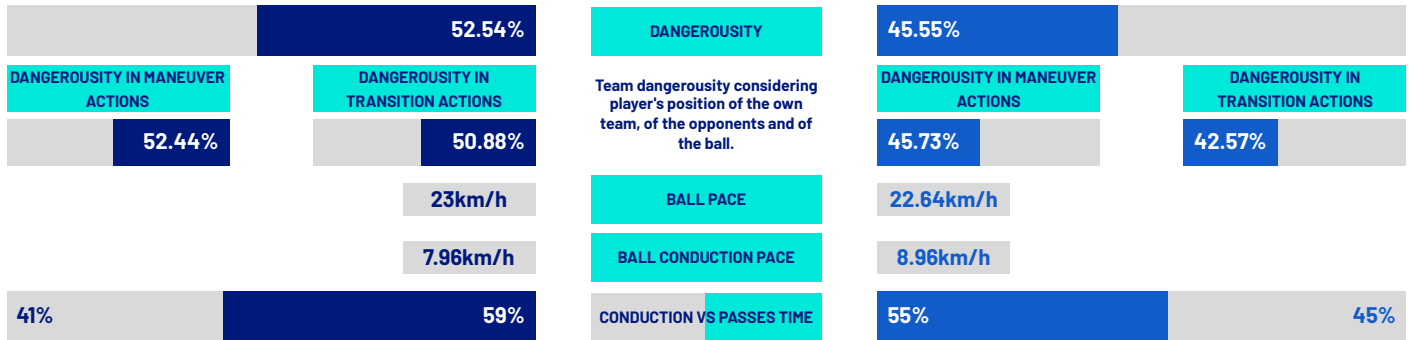
GENOA

2-3

NAPOLI



TEAM INDICATORS



RECORDMEN

PASS GAIN

Number of players overtaken by a vertical pass (only successful passes are considered).

It shows how much a player tends to overcome the opponent's pressure lines.

1	29	LORENZO COLOMBO	4	1	1	ALEX MERET	4.64
2	3	AARÓN MARTÍN	3.53	2	19	RASMUS HØJLUND	3.13
3	9	VITINHA	3	3	13	AMIR RRAHMANI	2.55
4	16	JUSTIN BIJLOW	2.71	4	26	ANTONIO VERGARA	2.33
5	27	ALESSANDRO MARCANDALLI	2.71	5	8	SCOTT MCTOMINAY	2.12

PASS RISK

Measures the player's propensity to risk the pass (only successful passes are considered).

1	3	AARÓN MARTÍN	43.67%	1	1	ALEX MERET	26.62%
2	32	MORTEN FRENDRUP	35.53%	2	8	SCOTT MCTOMINAY	22.53%
3	22	JOHAN VÁSQUEZ	34.43%	3	3	MIGUEL GUTIÉRREZ	22.21%
4	15	BROOKE NORTON-CUFFY	23.5%	4	26	ANTONIO VERGARA	21.44%
5	16	JUSTIN BIJLOW	23%	5	19	RASMUS HØJLUND	16.86%

RECEIVED PRESSURE

How much the player with the ball is pressed by the opposite team.

It depends on the speed, running direction and distance from the opponent who is at a shorter distance.

1	29	LORENZO COLOMBO	75.44%	1	19	RASMUS HØJLUND	71.65%
2	18	CALEB EKUBAN	73.67%	2	26	ANTONIO VERGARA	64.47%
3	73	PATRIZIO MASINI	67.71%	3	68	STANISLAV LOBOTKA	62.48%
4	70	MAXWEL CORNET	64.17%	4	8	SCOTT MCTOMINAY	62.22%
5	9	VITINHA	64.06%	5	20	ELJIF ELMAS	58.52%

PASS AVAILABILITY

Ability of a player to get away from opponents to receive the ball.

It is computed for all the teammates of the player in possession.

1	10	JUNIOR MESSIAS	85.23%	1	4	ALESSANDRO BUONGIORNO	85.49%
2	3	AARÓN MARTÍN	81.39%	2	5	JUAN JESUS	83.85%
3	22	JOHAN VÁSQUEZ	78.39%	3	17	MATHÍAS OLIVERA	83.39%
4	27	ALESSANDRO MARCANDALLI	77.03%	4	37	LEONARDO SPINAZZOLA	81.13%
5	32	MORTEN FRENDRUP	76.84%	5	3	MIGUEL GUTIÉRREZ	79.13%

Genova 07/02/2026 LUIGI FERRARIS 18:00



GENOA

2-3

NAPOLI



PLAYERS RANKING (ATHLETICS PERFORMANCE)

Jog - Run - Sprint (km)			
1	MORTEN WETCHE FRENDRUP	Total 12.335	
	8.664	3.432	0.190
2	JOHAN FELIPE VASQUEZ IBARRA	Total 12.106	
	9.159	2.562	0.308
3	MIKAEL EGILL ELLERTSSON	Total 11.290	
	8.455	2.474	0.265
4	VITOR MANUEL CARVALHO DE OLIVEIRA	Total 10.787	
	8.281	2.214	0.238
5	LEO SKIRI OSTIGARD	Total 10.580	
	8.537	1.707	0.251

Jog - Run - Sprint (km)			
1	STANISLAV LOBOTKA	Total 12.437	
	8.960	3.346	0.062
2	ELJIF ELMAS	Total 12.140	
	8.902	2.971	0.197
3	MIGUEL GUTIÉRREZ ORTEGA	Total 12.126	
	8.604	2.964	0.443
4	ANTONIO VERGARA	Total 11.671	
	8.814	2.477	0.316
5	RASMUS WINTHER HØJLUND	Total 11.373	
	8.697	2.111	0.509

AVG Speed km/h (run)			
1	MASINI	GEN	19.758
2	MARCANDALLI	GEN	19.641
3	ØSTIGÅRD	GEN	19.633
4	MARTÍN	GEN	19.617
5	NORTON-CUFFY	GEN	19.613

AVG Speed km/h (run)			
1	GUTIÉRREZ	NAP	19.633
2	VERGARA	NAP	19.606
3	HØJLUND	NAP	19.585
4	SPINAZZOLA	NAP	19.572
5	GIOVANE	NAP	19.486

AVG Speed km/h (sprint)			
1	MESSIAS	GEN	28.131
2	COLOMBO	GEN	28.029
3	ELLERTSSON	GEN	27.657
4	MARCANDALLI	GEN	27.628
5	MASINI	GEN	27.440

AVG Speed km/h (sprint)			
1	HØJLUND	NAP	27.925
2	BUONGIORNO	NAP	27.660
3	VERGARA	NAP	27.487
4	GUTIÉRREZ	NAP	27.425
5	MCTOMINAY	NAP	27.366

TEAM STATS (ATHLETICS PERFORMANCE)

Distance Covered (km) 119.536

Distance Covered (km) 120.602

Jog - Run - Sprint (km)		
90.988	25.059	2.599

Jog - Run - Sprint (km)		
93.303	24.041	2.385

Fitness data displayed in the report are the ones collected in real time and could be different to the post-processed ones, delivered to the coaching staff

Jog:	0-7 km/h	Run:	7.1-15 km/h	Sprint:	15.1+ km/h	Jog + Run + Sprint:	Distance covered
TOP Sprinter:	Top four players per team						

Genova 07/02/2026 LUIGI FERRARIS 18:00



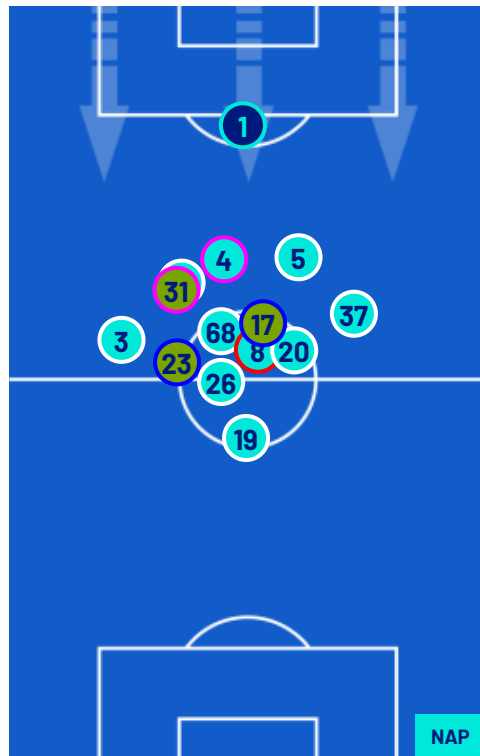
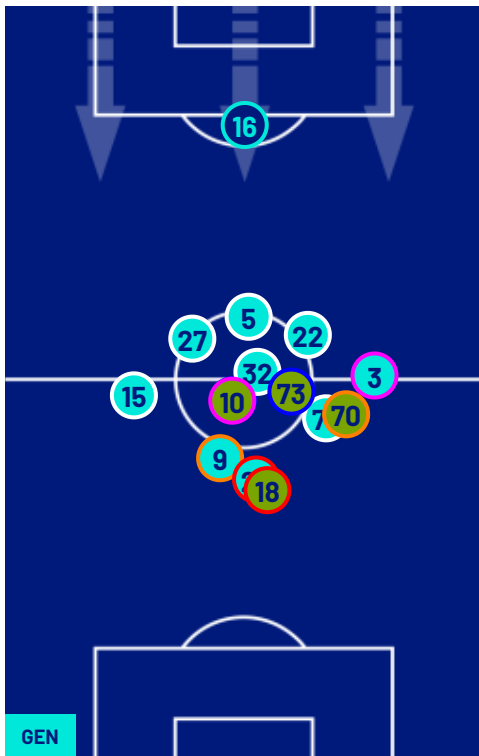
GENOA

2-3

NAPOLI



PLAYERS AVERAGE POSITIONS



- Legend:
- 1st Substitution
 - 2nd Substitution
 - 3rd Substitution
 - 4th Substitution
 - 5th Substitution
 - Player In
 - Player In
 - Player In
 - Player In
 - Player In

- Player Out
- Player Out
- Player Out
- Player Out
- Player Out

- Player In Substitution Of
- Player In Substitution Of
- Player In Substitution Of
- Player In Substitution Of

- Player In
- Player In
- Player In
- Player In

Genova 07/02/2026 LUIGI FERRARIS 18:00



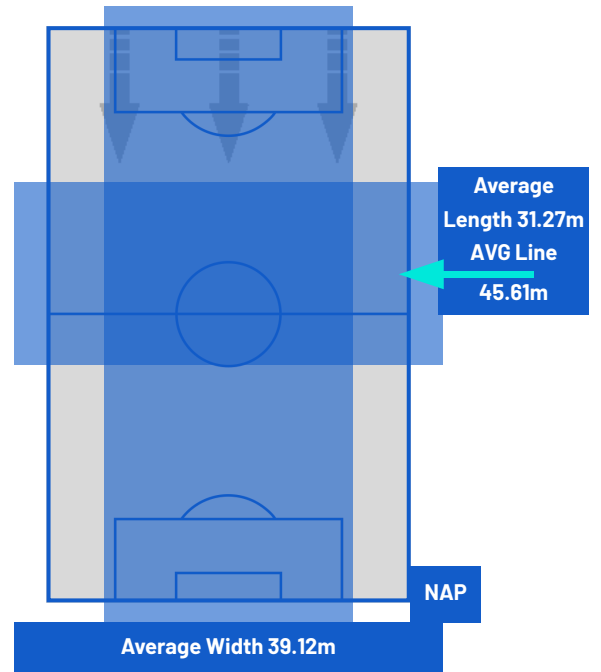
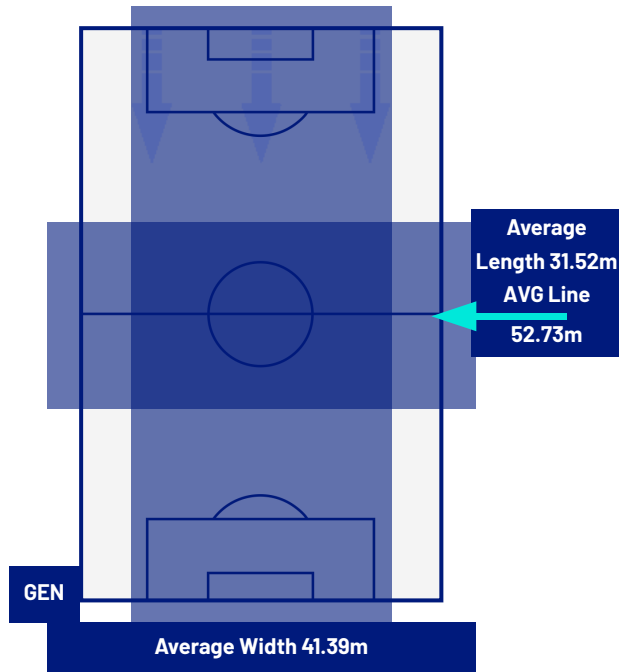
GENOA

2-3

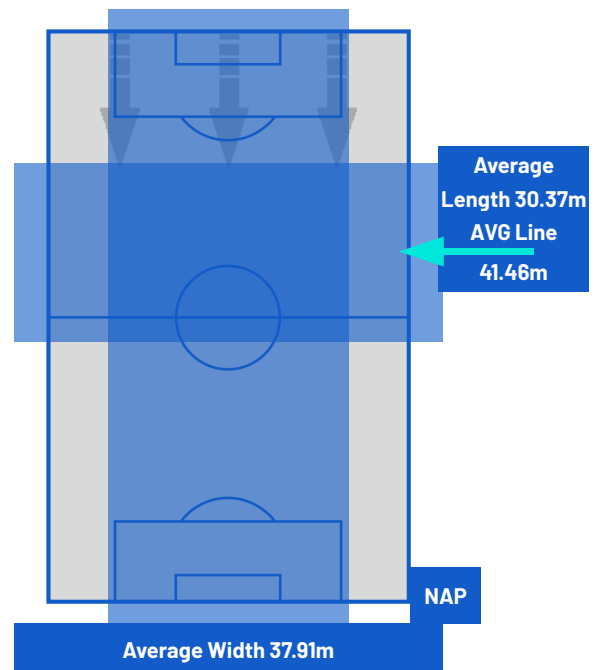
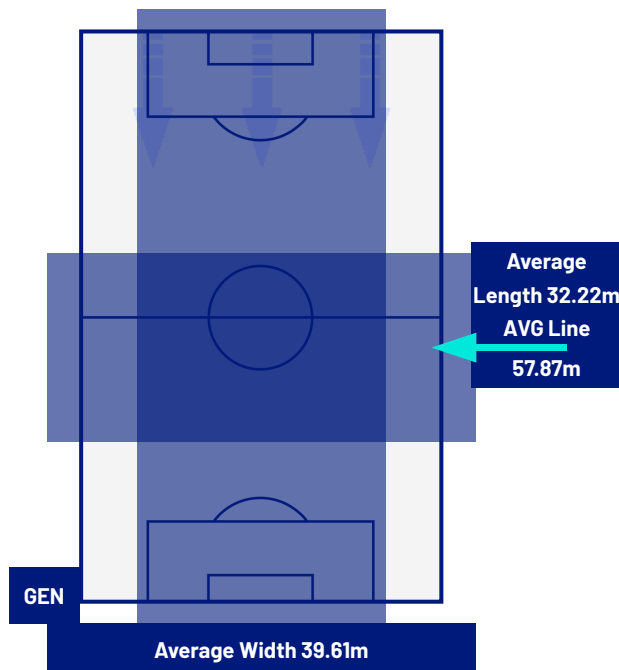
NAPOLI



TEAM'S DEFENSE POSITION 1ST HALF



TEAM'S DEFENSE POSITION 2ND HALF



Genova 07/02/2026 LUIGI FERRARIS 18:00



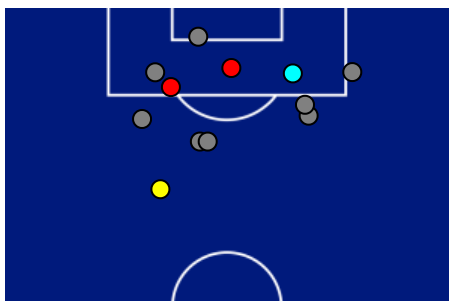
GENOA

2-3

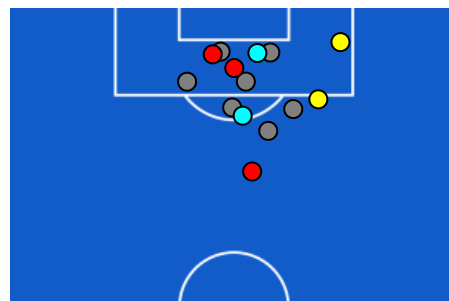
NAPOLI



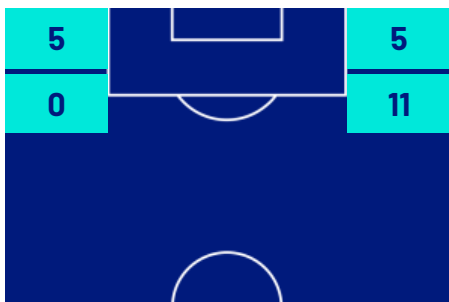
ATTEMPTS MAP



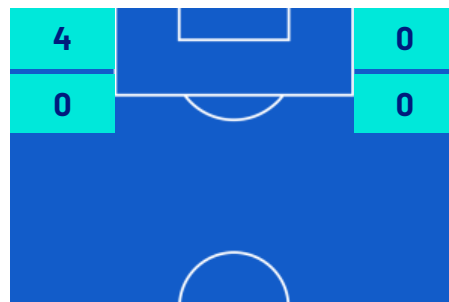
2	Goals	3
3	On target	5
8	Off target	7
1	Blocked	2



OPEN PLAY CROSSES MAP



6	Crosses completed	2
31	Total crosses	9
19	Accuracy (%)	22



594	Total Balls Played	772
178	DEFENSIVE	348
214	MIDFIELD	307
202	ATTACK ZONE	117

Genova 07/02/2026 LUIGI FERRARIS 18:00



GENOA

2-3

NAPOLI



KEY PLAYERS

 RUSLAN MALINOVSKYI	17
Position	Midfielder
Date of birth	04/05/1993
Nationality	UKR

 RASMUS WINTHER HØJLUND	19
Position	Forward
Date of birth	04/02/2003
Nationality	DEN

Jog 44% - Run 44% - Sprint 12%		Km 9.181
6.768	2.356	0.002

Jog 43% - Run 45% - Sprint 12%		Km 11.373
8.697	2.111	0.509

Mvp Stats	
Minutes Played	76
Goals	1
Scoring Chances	0
Attempts	4
Attempts on target	2 (1)
Assists	0
Balls Played	57
Passes Completed	26
Passes Completed/Attempted (%)	74
Key Passes	2
Gained Possessions	9
Fouls Suffered	0

Mvp Stats	
Minutes Played	101
Goals	2
Scoring Chances	1
Attempts	3
Attempts on target	3 (2)
Assists	0
Balls Played	29
Passes Completed	13
Passes Completed/Attempted (%)	72
Key Passes	1
Gained Possessions	0
Fouls Suffered	4

The above statistics are considered final 24 hours after the end of the match.

The disciplinary sanctions are unofficial, as they come from real-time tracking during the match. They will become official following approval by the relevant bodies.

In the case of uncertainty over the identity of a goalscorer, Lega Serie A will confirm this the day after each round of matches is completed.

The official data providers are Kama, Hawk-Eye, Math and Sport.