

# MATCH REPORT



Matchday 24  
SERIE A CHAMPIONSHIP 2025-2026



MILAN



COMO

Milano 18/02/2026  
GIUSEPPE MEAZZA 20:45

Milano 18/02/2026 GIUSEPPE MEAZZA 20:45



MILAN

1-1

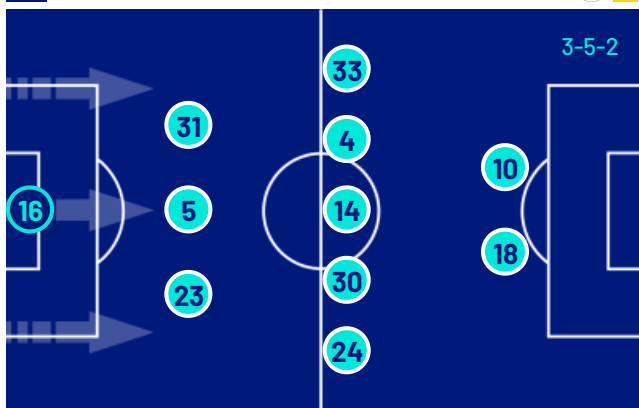
COMO



## LINE-UPS

### MILAN

16	MAIGNAN (GK)	
23	TOMORI	
5	DE WINTER	
31	PAVLOVIĆ	
24	ATHEKAME	
30	JASHARI	
14	MODRIĆ	
4	RICCI	
33	BARTESAGHI	
18	NKUNKU	
10	RAFAEL LEÃO	



### Bench

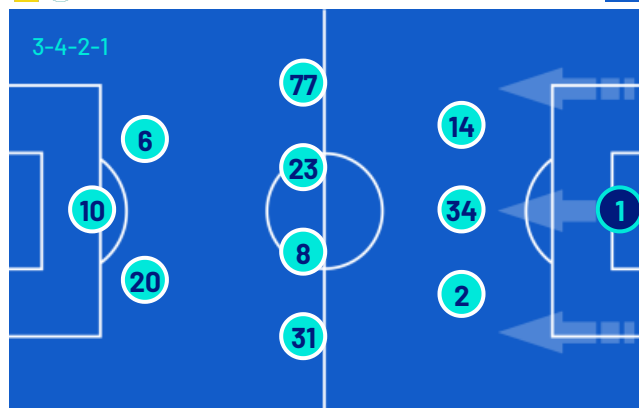
1	P. TERRACCIANO (GK)	
96	TORRIANI (GK)	
2	ESTUPIÑÁN	
8	LOFTUS-CHEEK	
9	FÜLLKRUG	
11	PULISIC	
19	Y. FOFANA	
27	ODOGU	
46	GABBIA	
56	SAELEMAEKERS	

Head Coach: **MASSIMILIANO ALLEGRI**

Referee: **MAURIZIO MARIANI**  
 Assistant referee: **ALBERTO TEGONI**  
 Assistant referee: **DANIELE BINDONI**

### COMO

	(GK) BUTEZ	1
	RAMÓN	14
	DIEGO CARLOS	34
	KEMPF	2
	VAN DER BREMPT	77
	PERRONE	23
	SERGI ROBERTO	8
	VOJVODA	31
	CAQUERET	6
	BATURINA	20
	NICO PAZ	10



### Bench

	(GK) TÖRNQVIST	21
	(GK) VIGORITO	22
	(GK) ČAVLINA	44
	ÁLEX VALLE	3
	DOUVIKAS	11
	LAHDO	15
	JESÚS RODRÍGUEZ	17
	ALBERTO MORENO	18
	KÜHN	19
	SMOLČIĆ	28
	DA CUNHA	33
	ADDAI	42

Head Coach: **FRANCESC FÀBREGAS SOLER**

Fourth official: **MATTEO MARCENARO**  
 V.A.R.: **MATTEO GARIGLIO**  
 A.V.A.R.: **FABIO MARESCA**

Milano 18/02/2026 GIUSEPPE MEAZZA 20:45



MILAN

1-1

COMO



## MATCH EVENTS



Red Card Head Coach MASSIMILIANO ALLEGRI

### Legend:

- Goals
- Own goal
- Penalty
- Assist
- Yellow Card
- Substitution
- Red Card
- Double Yellow Card

Milano 18/02/2026 GIUSEPPE MEAZZA 20:45



MILAN

1-1

COMO



## GAME TIME



Effective  
played time:  
60%



1st Half - 2nd Half  
30'58" - 27'41"

## BALL POSSESSION

MILAN

COMO

### QUARTERS BALL POSSESSION

1H	0'-15'	2H	46'-60'
35.32%	64.68%	79.61%	20.39%
16'-30'	61'-75'	31'-47'	76'-97'
37.35%	62.65%	48.84%	51.16%

## TEAM STATS

	MIL	COM
Attempts	6	10
Attempts on target	4	4
Attempts on target from penalty box	5	7
Post		
Bar		
Attempts off target	2	3
Blocked Shots		3
Scoring Chances	2	2
Key Passes	6	9
Assists	1	
Fouls Committed	11	12
Corners	4	4
Offsides	5	1
Cross Completed/Total	5/17	6/10
Dribbling	6	12
Passes Completed	483	421
Passes Completed/Attempted (%)	90	90
Passes Final Third	98	78
Balls played forward	207	177
Long Passes	41	28
Saves	3	3
Gained Possessions	45	51

Milano 18/02/2026 GIUSEPPE MEAZZA 20:45



MILAN

1-1

COMO



## PLAYER STATS

MILAN		M	GC	OG	S	AS	CL	LB	FYC	SYC	RC										
		M	G	OG	A	AT	PT	SC	FS	BP	AS	KP	P	P(%)	PA	R	FYC	SYC	RC		
16	MAIGNAN	98'	1		3			6													
23	TOMORI	98'			1	1		1		82			55	91	21	5					
5	DE WINTER	98'							1	98			83	100	25	4					
31	PAVLOVIĆ	48'							2	34			23	76	7						
24	ATHEKAME	58'								18		1	9	75	5	1					
30	JASHARI	98'								70	1	3	57	93	27	5					
14	MODRIĆ	98'							1	83			60	86	33	9					
4	RICCI	58'							1	20			13	86	8	1					
33	BARTESAGHI	98'							1	58		1	36	87	23	4					
18	NKUNKU	64'							2	19			15	93	12	1					
10	RAFAEL LEÃO	84'	1		2	2		2	25				21	95	14	1	1				
9	FÜLLKRUG	34'								6			3	100	3	1					
11	PULISIC	14'			1	1				8			5	71	5						
19	Y. FOFANA	41'			1			1	1	20			11	84	7	2					
46	GABBIA	51'			1					57			44	93	7	3					
56	SAELEMAEKERS	41'								29		1	15	75	10	4	1				
COMO		M	GC	OG	S	AS	CL	LB	FYC	SYC	RC										
		M	G	OG	A	AT	PT	SC	FS	BP	AS	KP	P	P(%)	PA	R	FYC	SYC	RC		
1	BUTEZ	98'	1		3			12	1												
14	RAMÓN	98'			2			1		70			52	92	19	9					
34	DIEGO CARLOS	98'								55			45	97	6	5					
2	KEMPF	98'							1	61		2	48	87	16	3					
77	VAN DER BREMPT	73'								33			22	88	14	1					
23	PERRONE	98'							1	70		1	53	92	19	6					
8	SERGI ROBERTO	81'			1	1			1	55		1	42	95	17	4	1				
31	VOJVODA	92'								34		2	24	100	13	3					
6	CAQUERET	81'								39			28	93	19	5					
20	BATURINA	98'			1			1	6	62		2	44	86	29	2					
10	NICO PAZ	73'	1		1	1			1	40			18	69	8	5	1				
3	ÁLEX VALLE	25'			1					11		1	4	80	3						
11	DOUVIKAS	25'			3	1				6			2	100	2						
17	JESÚS RODRÍGUEZ	18'			1	1			1	7			2	100	1	1					
28	SMOLČIĆ	6'								7			5	83	4	1					
33	DA CUNHA	18'								12			11	91	7						

## Legend

FYC	Yellow Card
OG	Owngoal
BP	Balls Played
SYC	Double Yellow Card
RC	Red Card
G	Goals
GC	Goal Conceded
M	Minutes Played
AS	Assists
FS	Fouls Suffered
A	Attempts
AT	Attempts on target
SC	Scoring Chances
PT	Posts
S	Saves
CL	Clearences
LB	Long Ball
P(%)	Passes Completed/Attempted (%)
KP	Key Passes
PA	Balls played forward
P	Passes Completed
R	Gained Possessions

## PLAYERS RANKING

Attempts		Attempts on target		Passes Final Third		Scoring Chances	
1	DOUVIKAS COM 3	1	RAFAEL LEÃO MIL 2	1	MODRIĆ MIL 16	1	TOMORI MIL 1
2	RAMÓN COM 2	2	PULISIC MIL 1	2	BATURINA COM 15	2	RAMÓN COM 1
3	RAFAEL LEÃO MIL 2	3	TOMORI MIL 1	3	BARTESAGHI MIL 14	3	BATURINA COM 1
4	PULISIC MIL 1	4	JESÚS RODRÍGUEZ COM 1	4	SERGI ROBERTO COM 12	4	Y. FOFANA MIL 1
5	TOMORI MIL 1	5	NICO PAZ COM 1	5	CAQUERET COM 11		
Crosses		Passes Completed		Key Passes		Dribbling	
1	BARTESAGHI MIL 6	1	DE WINTER MIL 83	1	JASHARI MIL 3	1	JASHARI MIL 3
2	BATURINA COM 5	2	MODRIĆ MIL 60	2	KEMPF COM 2	2	BATURINA COM 3
3	ATHEKAME MIL 4	3	JASHARI MIL 57	3	BATURINA COM 2	3	VAN DER BREMPT COM 2
4	SAELEMAEKERS MIL 2	4	TOMORI MIL 55	4	VOJVODA COM 2	4	VOJVODA COM 2
5	MODRIĆ MIL 2	5	PERRONE COM 53	5	SAELEMAEKERS MIL 1	5	NICO PAZ COM 2

Milano 18/02/2026 GIUSEPPE MEAZZA 20:45



MILAN

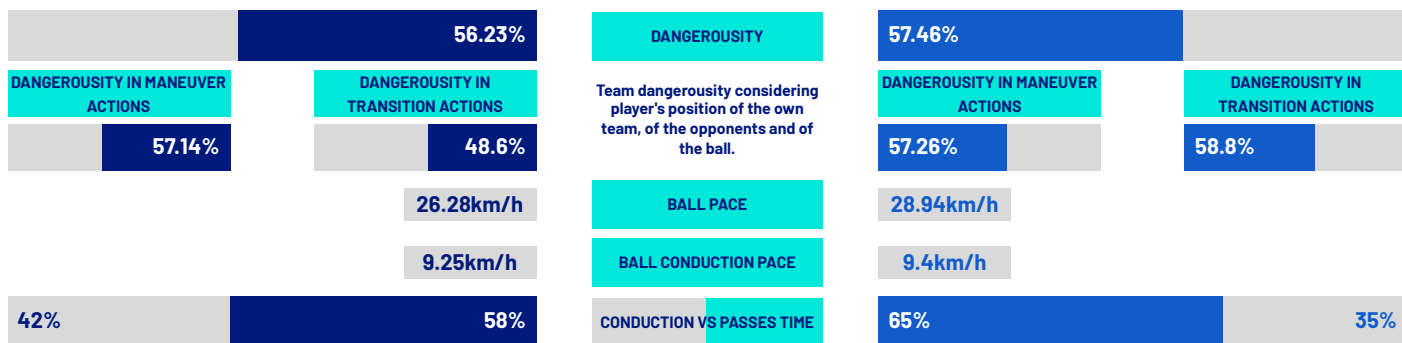
1-1

COMO



## COACH

### TEAM INDICATORS



### RECORDMEN

#### PASS GAIN

Number of players overtaken by a vertical pass (only successful passes are considered).

It shows how much a player tends to overcome the opponent's pressure lines.

1	16	MIKE MAIGNAN	3.89	1	31	MĚRGIM VOJVODA	3.27
2	11	CHRISTIAN PULISIC	3.75	2	28	IVAN SMOLČIĆ	3
3	9	NICLAS FÜLLKRUG	3.67	3	17	JESÚS RODRIGUEZ	3
4	46	MATTEO GABBIA	3.65	4	2	MARC-OLIVER KEMPF	2.72
5	10	RAFAEL LEÃO	3.48	5	10	NICO PAZ	2.67

#### PASS RISK

Measures the player's propensity to risk the pass (only successful passes are considered).

1	11	CHRISTIAN PULISIC	34%	1	33	LUCAS DA CUNHA	30.43%
2	56	ALEXIS SAELEMAEKERS	27.35%	2	17	JESÚS RODRIGUEZ	25%
3	19	YOUSOUF FOFANA	21.45%	3	1	JEAN BUTEZ	22.48%
4	18	CHRISTOPHER NKUNKU	20.93%	4	31	MĚRGIM VOJVODA	21.42%
5	33	DAVIDE BARTESAGHI	20.33%	5	2	MARC-OLIVER KEMPF	18.31%

#### RECEIVED PRESSURE

How much the player with the ball is pressed by the opposite team.

It depends on the speed, running direction and distance from the opponent who is at a shorter distance.

1	11	CHRISTIAN PULISIC	72.09%	1	11	TASOS DOUVIKAS	70.52%
2	10	RAFAEL LEÃO	69.52%	2	10	NICO PAZ	67.64%
3	9	NICLAS FÜLLKRUG	68.66%	3	8	SERGI ROBERTO	65.01%
4	18	CHRISTOPHER NKUNKU	67.76%	4	6	MAXENCE CAQUERET	62.3%
5	19	YOUSOUF FOFANA	61.31%	5	33	LUCAS DA CUNHA	60.97%

#### PASS AVAILABILITY

Ability of a player to get away from opponents to receive the ball.

It is computed for all the teammates of the player in possession.

1	5	KONI DE WINTER	80.91%	1	77	IGNACE VAN DER BREMPT	85.48%
2	23	FIKAYO TOMORI	80.55%	2	28	IVAN SMOLČIĆ	85.1%
3	33	DAVIDE BARTESAGHI	79.12%	3	2	MARC-OLIVER KEMPF	83.17%
4	24	ZACHARY ATHEKAME	78.77%	4	33	LUCAS DA CUNHA	80.48%
5	31	STRAHINJA PAVLOVIĆ	77.21%	5	17	JESÚS RODRIGUEZ	79.83%

Milano 18/02/2026 GIUSEPPE MEAZZA 20:45



MILAN

1-1

COMO



## PLAYERS RANKING (ATHLETICS PERFORMANCE)

Jog - Run - Sprint (km)			
1	ARDON JASHARI	Total 11.431	
	8.737	2.252	0.385
2	DAVIDE BARTESAGHI	Total 11.029	
	7.847	2.704	0.383
3	KONI DE WINTER	Total 10.329	
	8.245	1.861	0.138
4	LUKA MODRIĆ	Total 10.222	
	8.157	1.890	0.110
5	OLUWAFIKAYOMI OLUWADAMILOLA TOMORI	Total 9.705	
	7.626	1.757	0.211

Jog - Run - Sprint (km)			
1	MARTIN BATURINA	Total 11.322	
	8.433	2.573	0.264
2	MAXIMO PERRONE RODRIGUEZ	Total 11.283	
	9.176	2.026	0.043
3	SERGI ROBERTO CARNICER	Total 10.974	
	8.059	2.675	0.201
4	MARC-OLIVER KEMPF	Total 10.824	
	8.780	1.795	0.208
5	MERGIM VOJVODA	Total 10.430	
	7.834	2.173	0.366

AVG Speed km/h (run)			
1	MODRIĆ	MIL	19.658
2	RAFAEL LEÃO	MIL	19.655
3	SAELEMAEKERS	MIL	19.648
4	ATHEKAME	MIL	19.638
5	Y. FOFANA	MIL	19.627

AVG Speed km/h (run)			
1	VAN DER BREMPT	COM	19.785
2	VOJVODA	COM	19.773
3	SMOLČIĆ	COM	19.770
4	ÁLEX VALLE	COM	19.770
5	CAQUERET	COM	19.751

AVG Speed km/h (sprint)			
1	PAVLOVIĆ	MIL	28.353
2	ATHEKAME	MIL	28.140
3	TOMORI	MIL	27.996
4	Y. FOFANA	MIL	27.904
5	FÜLLKRUG	MIL	27.783

AVG Speed km/h (sprint)			
1	JESÚS RODRÍGUEZ	COM	28.314
2	VOJVODA	COM	27.555
3	BATURINA	COM	27.527
4	KEMPF	COM	27.449
5	ÁLEX VALLE	COM	27.428

## TEAM STATS (ATHLETICS PERFORMANCE)

Distance Covered (km) 110.777

Distance Covered (km) 116.354

Jog - Run - Sprint (km)		
86.037	21.158	2.647

Jog - Run - Sprint (km)		
90.383	22.410	2.801

Fitness data displayed in the report are the ones collected in real time and could be different to the post-processed ones, delivered to the coaching staff

Jog:	0-7 km/h	Run:	7.1-15 km/h	Sprint:	15.1+ km/h	Jog + Run + Sprint:	Distance covered
TOP Sprinter:	Top four players per team						

Milano 18/02/2026 GIUSEPPE MEAZZA 20:45



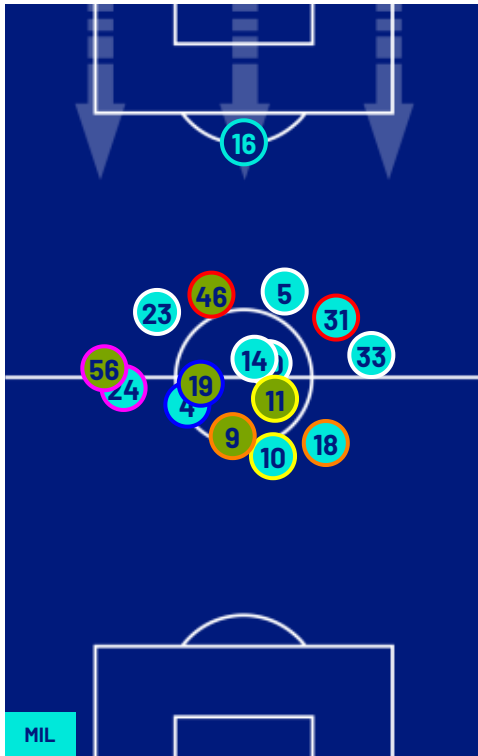
MILAN

1-1

COMO



## PLAYERS AVERAGE POSITIONS



- Legend:
- |                  |           |            |                           |           |
|------------------|-----------|------------|---------------------------|-----------|
| 1st Substitution | Player In | Player Out | Player In Substitution Of | Player In |
| 2nd Substitution | Player In | Player Out | Player In Substitution Of | Player In |
| 3rd Substitution | Player In | Player Out | Player In Substitution Of | Player In |
| 4th Substitution | Player In | Player Out | Player In Substitution Of | Player In |
| 5th Substitution | Player In | Player Out | Player In Substitution Of | Player In |

Milano 18/02/2026 GIUSEPPE MEAZZA 20:45



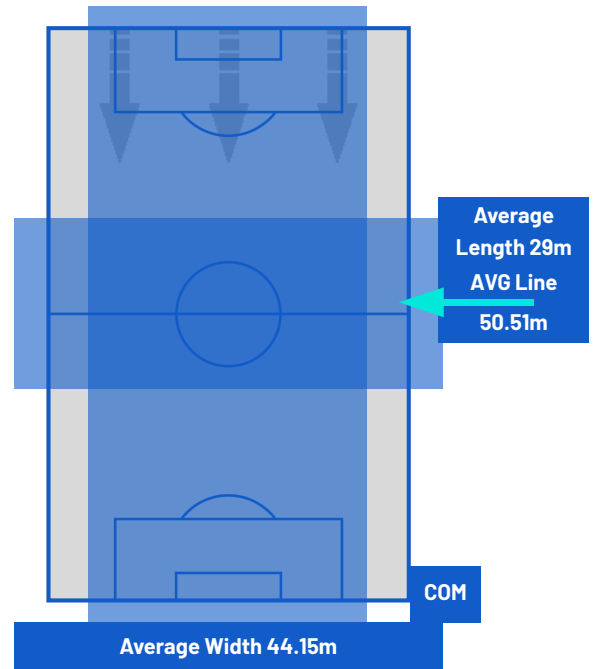
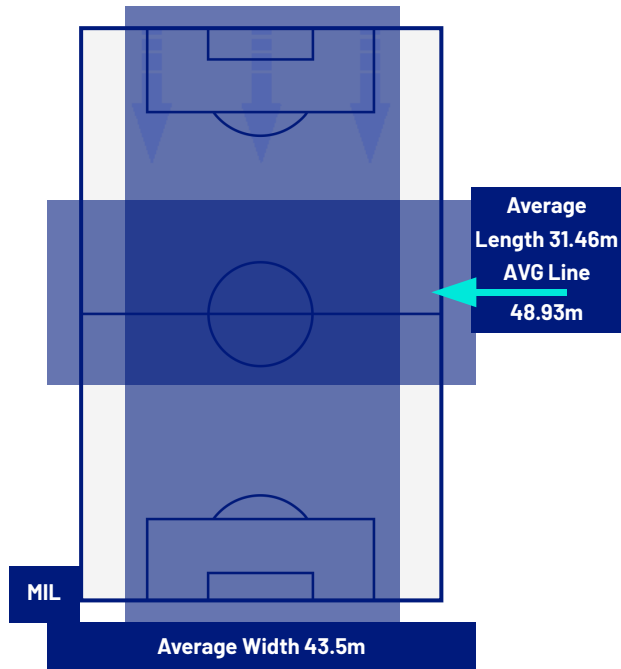
MILAN

1-1

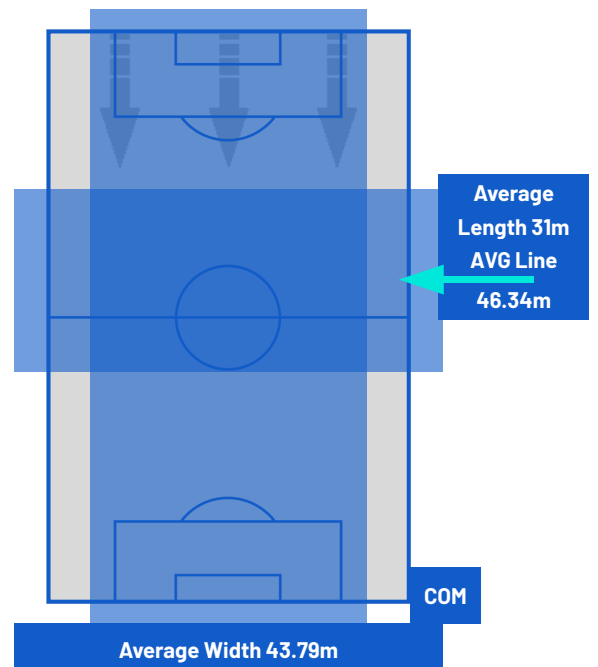
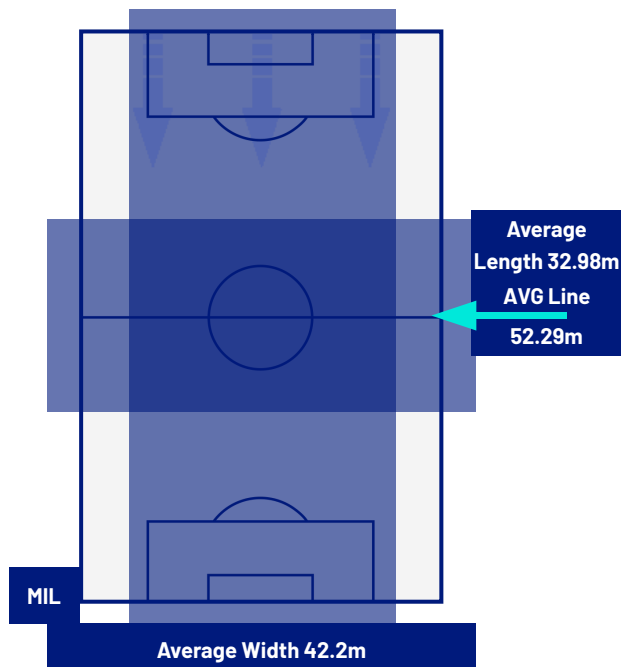
COMO



## TEAM'S DEFENSE POSITION 1ST HALF



## TEAM'S DEFENSE POSITION 2ND HALF



Milano 18/02/2026 GIUSEPPE MEAZZA 20:45



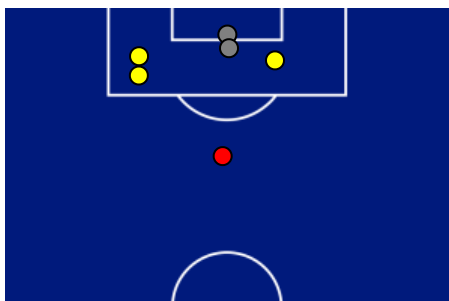
**MILAN**

**1-1**

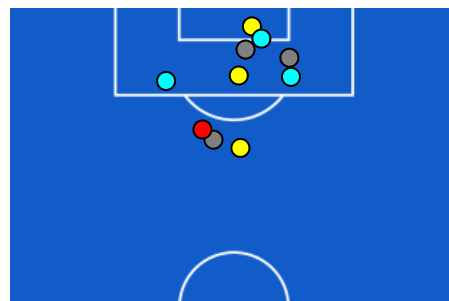
**COMO**



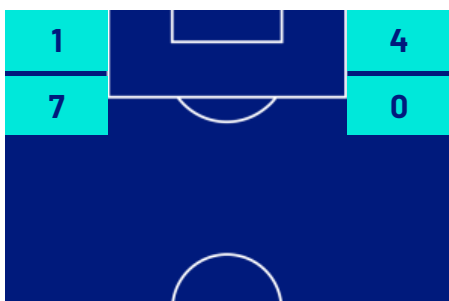
## ATTEMPTS MAP



1	Goals	1
4	On target	4
2	Off target	3
0	Blocked	3



## OPEN PLAY CROSSES MAP



5	Crosses completed	6
17	Total crosses	10
29	Accuracy (%)	60



777	Total Balls Played	700
216	DEFENSIVE	224
371	MIDFIELD	323
190	ATTACK ZONE	153

Milano 18/02/2026 GIUSEPPE MEAZZA 20:45



MILAN


1-1

COMO



## KEY PLAYERS

	<b>RAFAEL ALEXANDRE DA CONCEIÇÃO LEÃO</b>	10
Position	Forward	
Date of birth	10/06/1999	
Nationality	POR	

	<b>NICOLAS PAZ MARTINEZ</b>	10
Position	Midfielder	
Date of birth	08/09/2004	
Nationality	ARG	

Jog 37% - Run 51% - Sprint 12%		Km 8.040
6.509	1.208	0.268

Jog 46% - Run 42% - Sprint 12%		Km 8.453
6.537	1.685	0.182

Mvp Stats	
Minutes Played	84
Goals	1
Scoring Chances	0
Attempts	2
Attempts on target	2 (1)
Assists	0
Balls Played	25
Passes Completed	21
Passes Completed/Attempted (%)	95
Key Passes	0
Gained Possessions	1
Fouls Suffered	2

Mvp Stats	
Minutes Played	73
Goals	1
Scoring Chances	0
Attempts	1
Attempts on target	1 (1)
Assists	0
Balls Played	40
Passes Completed	18
Passes Completed/Attempted (%)	69
Key Passes	0
Gained Possessions	5
Fouls Suffered	1

The above statistics are considered final 24 hours after the end of the match.

The disciplinary sanctions are unofficial, as they come from real-time tracking during the match. They will become official following approval by the relevant bodies.

In the case of uncertainty over the identity of a goalscorer, Lega Serie A will confirm this the day after each round of matches is completed.

The official data providers are Kama, Hawk-Eye, Math and Sport.