

# MATCH REPORT



Matchday 30  
SERIE A CHAMPIONSHIP 2025-2026



COMO



PISA

Como 22/03/2026  
GIUSEPPE SINIGAGLIA 12:30

Como 22/03/2026 GIUSEPPE SINIGAGLIA 12:30



COMO


5-0

PISA



## LINE-UPS

### COMO

1	BUTEZ (GK)	
77	VAN DER BREMPT	
2	KEMPF	
34	DIEGO CARLOS	
18	ALBERTO MORENO	
33	DA CUNHA	
23	PERRONE	
38	DIAO	
10	NICO PAZ	
17	JESÚS RODRÍGUEZ	
11	DOUVIKAS	



### Bench

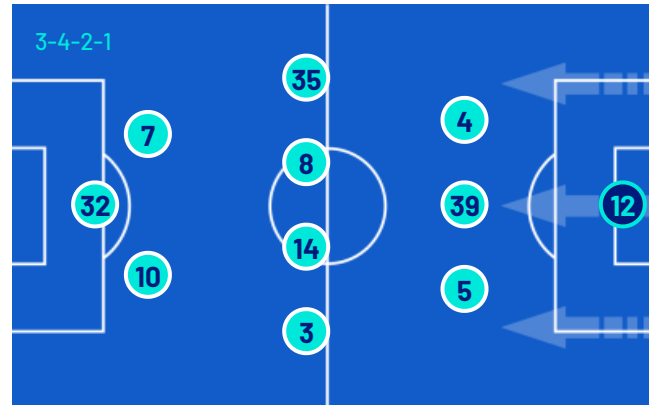
21	TÖRNQVIST (GK)	
22	VIGORITO (GK)	
44	ČAVLINA (GK)	
3	ÁLEX VALLE	
5	GOLDANIGA	
6	CAQUERET	
7	MORATA	
8	SERGI ROBERTO	
15	LAHDO	
19	KÜHN	
20	BATURINA	
28	SMOLČIĆ	
31	VOJVODA	
56	DE PAOLI	

Head Coach: FRANCESC FÀBREGAS SOLER

Referee: LUCA PAIRETTO  
Assistant referee: VITO MASTRODONATO  
Assistant referee: DOMENICO FONTEMURATO

### PISA

(GK) NICOLAS	12
CARACCILOLO	4
ALBIOL	39
CANESTRELLI	5
LOYOLA	35
HØJHOLT	8
AKINSANMIRO	14
ANGORI	3
LÉRIS	7
TRAMONI	10
MOREO	32



### Bench

(GK) ŠEMPER	1
(GK) LUPPICHINI	31
BOŽHINOV	2
MEISTER	9
I. TOURÉ	15
ILING-JUNIOR	19
STENGs	23
COPPOLA	26
CALABRESI	33
PICCININI	36
BETTAZZI	42
STOJILKOVIĆ	81
LORRAN	99

Head Coach: OSCAR HILJEMARK

Fourth official: GIUSEPPE MUCERA  
V.A.R.: FRANCESCO MERA VIGLIA  
A.V.A.R.: MARCO DI BELLO

Como 22/03/2026 GIUSEPPE SINIGAGLIA 12:30



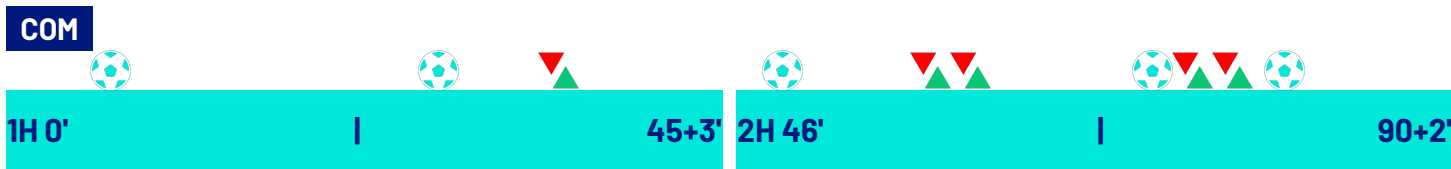
COMO

5-0

PISA



## MATCH EVENTS



COMO	PISA
5	0

COMO	PISA
ASSANE DIAO 7'	
TASOS DOUVIKAS 29'	
(ASSANE DIAO) 29'	
	35' SIMONE CANESTRELLI
MARTIN BATURINA   JESÚS RODRIGUEZ 37'	45' HENRIK MEISTER   EBENEZER AKINSANMIRO
MARTIN BATURINA 48'	51' SAMUELE ANGORI
	51' FILIP STOJILKOVIĆ   STEFANO MOREO
ÁLVARO MORATA   TASOS DOUVIKAS 59'	
MAXENCE CAQUERET   LUCAS DA CUNHA 59'	
	64' CALVIN STENGES   FELIPE LOYOLA
NICO PAZ 75'	
(ALBERTO MORENO) 75'	
	76' GABRIELE PICCININI   MATTÉO TRAMONI
	76' S. ILING   SIMONE CANESTRELLI
NICOLAS KÜHN   ASSANE DIAO 77'	
EDOARDO GOLDANIGA   DIEGO CARLOS 77'	
MÁXIMO PERRONE 81'	
(NICOLAS KÜHN) 81'	

### Legend:

- Goals
- Assist
- Penalty
- Substitution
- Yellow Card
- Red Card
- Double Yellow Card
- Owngoal

Como 22/03/2026 GIUSEPPE SINIGAGLIA 12:30



COMO

5-0

PISA



## GAME TIME

94'31"

Effective  
played time:  
61%

1st Half - 2nd Half  
29'04" - 28'18"

57'22"

## BALL POSSESSION

COMO

PISA

### QUARTERS BALL POSSESSION

1H	0'-15'	2H	46'-60'
75.88%	24.12%	64%	36%
	16'-30'		61'-75'
68.1%	31.9%	75.84%	24.16%
	31'-47'		76'-94'
78.86%	21.14%	64.47%	35.53%

## TEAM STATS

	COM	PIS
Attempts	13	7
Attempts on target	6	
Attempts on target from penalty box	12	4
Post		
Bar		
Attempts off target	5	3
Blocked Shots	3	4
Scoring Chances	2	
Key Passes	9	2
Assists	3	
Fouls Committed	5	6
Corners	7	1
Offsides	2	3
Cross Completed/Total	4/24	2/19
Dribbling	16	8
Passes Completed	652	219
Passes Completed/Attempted (%)	92	78
Passes Final Third	154	32
Balls played forward	343	56
Long Passes	43	25
Saves		1
Gained Possessions	55	46

Como 22/03/2026 GIUSEPPE SINIGAGLIA 12:30



COMO

5-0

PISA



## PLAYER STATS

COMO																		
	M	GC	OG	S	AS	CL	LB	FYC	SYC	RC								
1 BUTEZ	95'						6											
	M	G	OG	A	AT	HW	SC	FS	BP	AS	KP	P	P(%)	PA	R	FYC	SYC	RC
77 VAN DER BREMPT	95'			1				103				83	91	49	6			
2 KEMPF	95'						1	122				102	95	36	11			
34 DIEGO CARLOS	79'			2				103				79	96	24	4			
18 ALBERTO MORENO	95'							70	1	1		54	94	36	4			
33 DA CUNHA	61'							49				35	89	22	4			
23 PERRONE	95'	1		1	1		1	101		1		80	93	43	10			
38 DIAO	79'	1		3	2			2	50	1	1	32	96	29	4			
10 NICO PAZ	95'	1		2	1			1	77		1	56	88	47	2			
17 JESÚS RODRÍGUEZ	37'			1				1	21			7	70	6				
11 DOUVIKAS	61'	1		1	1		1	1	15		1	7	87	4	1			
5 GOLDANIGA	16'							20				18	100	3				
6 CAQUERET	34'							35				23	85	12	3			
7 MORATA	34'			1				8				4	80	3				
19 KÜHN	16'							12	1	1		9	90	7				
20 BATURINA	58'	1		1	1			51		3		34	85	22	2			
PISA																		
	M	GC	OG	S	AS	CL	LB	FYC	SYC	RC								
12 NICOLAS	95'	5		1		1	13											
	M	G	OG	A	AT	HW	SC	FS	BP	AS	KP	P	P(%)	PA	R	FYC	SYC	RC
4 CARACCILO	95'			1				57				37	86	5	6			
39 ALBIOL	95'							31		1		19	95	3	5			
5 CANESTRELLI	79'							36		1		17	70	6	2	1		
35 LOYOLA	66'			4				32				14	87	1	4			
8 HOJHOLT	95'						1	42				29	85	8	7			
14 AKINSANMIRO	48'							18				9	90	6	2			
3 ANGORI	95'						1	37				15	71	5	3	1		
7 LÉRIS	95'						1	54				23	74	8	4			
10 TRAMONI	79'			1				26				12	70	3	2			
32 MOREO	54'							9				4	57	2				
9 MEISTER	47'			1			1	15				6	66	3	3			
19 ILING-JUNIOR	16'							9				4	57	1	2			
23 STENGS	29'							13				7	63	2	2			
36 PICCININI	16'							5				4	100	1				
81 STOJILKOVIĆ	42'							4				3	100	2				

## Legend

FYC	Yellow Card
OG	Owngoal
BP	Balls Played
SYC	Double Yellow Card
RC	Red Card
G	Goals
GC	Goal Conceded
M	Minutes Played
AS	Assists
FS	Fouls Suffered
A	Attempts
AT	Attempts on target
SC	Scoring Chances
HW	Hit Woodwork
S	Saves
CL	Clearences
LB	Long Ball
P(%)	Passes Completed/Attempted (%)
KP	Key Passes
PA	Balls played forward
P	Passes Completed
R	Gained Possessions

## PLAYERS RANKING

Attempts			Attempts on target			Passes Final Third			Scoring Chances		
1	LOYOLA	PIS 4	1	DIAO	COM 2	1	VAN DER BREMPT	COM 26	1	PERRONE	COM 1
2	DIAO	COM 3	2	BATURINA	COM 1	2	NICO PAZ	COM 25	2	DOUVIKAS	COM 1
3	DIEGO CARLOS	COM 2	3	PERRONE	COM 1	3	ALBERTO MORENO	COM 20			
4	NICO PAZ	COM 2	4	NICO PAZ	COM 1	4	DIAO	COM 20			
5	CARACCILO	PIS 1	5	DOUVIKAS	COM 1	5	PERRONE	COM 16			
Crosses			Passes Completed			Key Passes			Dribbling		
1	ANGORI	PIS 6	1	KEMPF	COM 102	1	BATURINA	COM 3	1	DIAO	COM 3
2	DIAO	COM 5	2	VAN DER BREMPT	COM 83	2	ALBERTO MORENO	COM 1	2	BATURINA	COM 3
3	BATURINA	COM 5	3	PERRONE	COM 80	3	DIAO	COM 1	3	LÉRIS	PIS 3
4	DA CUNHA	COM 4	4	DIEGO CARLOS	COM 79	4	PERRONE	COM 1	4	VAN DER BREMPT	COM 2
5	LÉRIS	PIS 4	5	NICO PAZ	COM 56	5	NICO PAZ	COM 1	5	JESÚS RODRÍGUEZ	COM 2



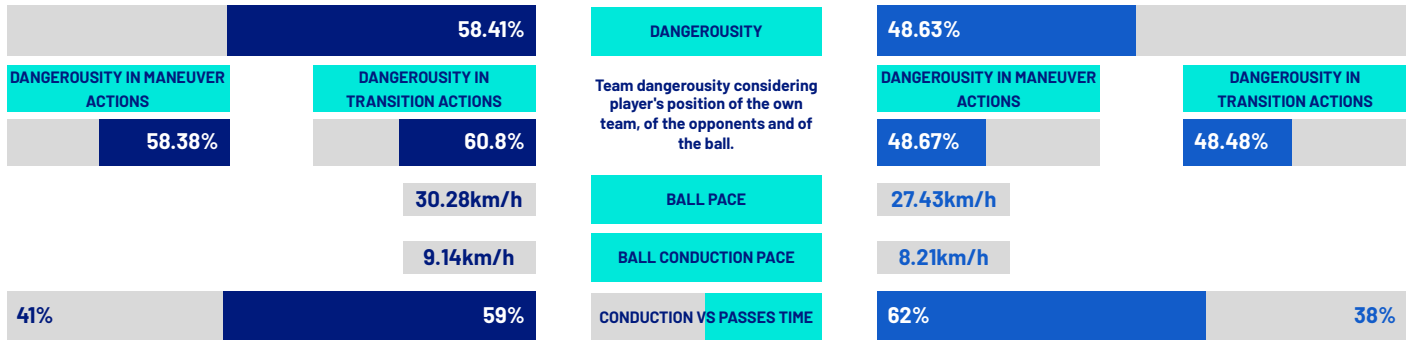
COMO

5-0

PISA



## TEAM INDICATORS



## RECORDMEN

### PASS GAIN

Number of players overtaken by a vertical pass (only successful passes are considered).

It shows how much a player tends to overcome the opponent's pressure lines.

1	18	ALBERTO MORENO	3.5	1	7	MEHDI LÉRIS	3.71
2	6	MAXENCE CAQUERET	3	2	3	SAMUELE ANGORI	3.33
3	38	ASSANE DIAO	2.4	3	10	MATTÉO TRAMONI	3
4	33	LUCAS DA CUNHA	2.2	4	4	ANTONIO CARACCILO	2.45
5	34	DIEGO CARLOS	2.1	5	39	RAÚL ALBIOL	2.25

### PASS RISK

Measures the player's propensity to risk the pass (only successful passes are considered).

1	23	MÁXIMO PERRONE	37.83%	1	35	FELIPE LOYOLA	43.75%
2	20	MARTIN BATURINA	21%	2	4	ANTONIO CARACCILO	34.92%
3	77	IGNACE VAN DER BREMPT	20.54%	3	9	HENRIK MEISTER	32.5%
4	2	MARC-OLIVER KEMPF	13.05%	4	10	MATTÉO TRAMONI	23.75%
5	1	JEAN BUTEZ	11.5%	5	7	MEHDI LÉRIS	22.57%

### RECEIVED PRESSURE

How much the player with the ball is pressed by the opposite team.

It depends on the speed, running direction and distance from the opponent who is at a shorter distance.

1	11	TASOS DOUVIKAS	78.81%	1	9	HENRIK MEISTER	71.45%
2	7	ÁLVARO MORATA	73.15%	2	32	STEFANO MOREO	69.79%
3	10	NICO PAZ	69.59%	3	81	FILIP STOJILKOVIĆ	67.66%
4	33	LUCAS DA CUNHA	58.47%	4	35	FELIPE LOYOLA	63.12%
5	20	MARTIN BATURINA	57.29%	5	36	GABRIELE PICCININI	58.82%

### PASS AVAILABILITY

Ability of a player to get away from opponents to receive the ball.

It is computed for all the teammates of the player in possession.

1	5	EDOARDO GOLDANIGA	90.26%	1	5	SIMONE CANESTRELLI	81.33%
2	17	JESÚS RODRIGUEZ	81.31%	2	19	S. ILLING	76.8%
3	2	MARC-OLIVER KEMPF	78.94%	3	7	MEHDI LÉRIS	75.21%
4	34	DIEGO CARLOS	78.11%	4	39	RAÚL ALBIOL	74.43%
5	18	ALBERTO MORENO	77.14%	5	4	ANTONIO CARACCILO	74.08%

Como 22/03/2026 GIUSEPPE SINIGAGLIA 12:30



COMO

5-0

PISA



## PLAYERS RANKING (ATHLETICS PERFORMANCE)

Jog - Run - Sprint (km)			
1	MAXIMO PERRONE RODRIGUEZ	Total	11.004
		8.921	1.861
		0.191	
2	ALBERTO MORENO PEREZ	Total	10.729
		8.295	2.030
		0.358	
3	MARC-OLIVER KEMPF	Total	10.115
		8.360	1.536
		0.180	
4	IGNACE FABIENNE VAN DER BREMPT	Total	10.030
		7.573	2.172
		0.224	
5	NICOLAS PAZ MARTINEZ	Total	9.888
		7.559	2.003
		0.263	

AVG Speed km/h (run)			
1	KÜHN	COM	19.867
2	MORATA	COM	19.776
3	VAN DER BREMPT	COM	19.667
4	DA CUNHA	COM	19.623
5	DIAO	COM	19.618

AVG Speed km/h (sprint)			
1	DOUVIKAS	COM	28.628
2	KEMPF	COM	28.506
3	GOLDANIGA	COM	28.332
4	JESÚS RODRÍGUEZ	COM	27.988
5	KÜHN	COM	27.955

Jog - Run - Sprint (km)			
1	MALTHE HØJHOLT	Total	11.862
		9.281	2.375
		0.152	
2	SAMUELE ANGORI	Total	11.019
		8.370	2.294
		0.311	
3	MEHDI LERIS	Total	10.949
		7.927	2.585
		0.371	
4	ANTONIO ALDO CARACCILO	Total	9.760
		8.229	1.331
		0.129	
5	RAUL ALBIOL TORTAJADA	Total	9.527
		7.971	1.292
		0.176	

AVG Speed km/h (run)			
1	LÉRIS	PIS	19.609
2	STOJILKOVIĆ	PIS	19.601
3	TRAMONI	PIS	19.569
4	NICOLAS	PIS	19.550
5	AKINSANMIRO	PIS	19.540

AVG Speed km/h (sprint)			
1	STOJILKOVIĆ	PIS	28.706
2	PICCININI	PIS	28.451
3	MEISTER	PIS	28.107
4	NICOLAS	PIS	28.040
5	MOREO	PIS	27.533

## TEAM STATS (ATHLETICS PERFORMANCE)

Distance Covered (km) 109.873

Distance Covered (km) 113.515

Jog - Run - Sprint (km)		
86.784	19.741	2.690

Jog - Run - Sprint (km)		
87.762	22.198	2.775

Fitness data displayed in the report are the ones collected in real time and could be different to the post-processed ones, delivered to the coaching staff

Jog:	0-7 km/h	Run:	7.1-15 km/h	Sprint:	15.1+ km/h	Jog + Run + Sprint:	Distance covered
TOP Sprinter:	Top four players per team						

Como 22/03/2026 GIUSEPPE SINIGAGLIA 12:30



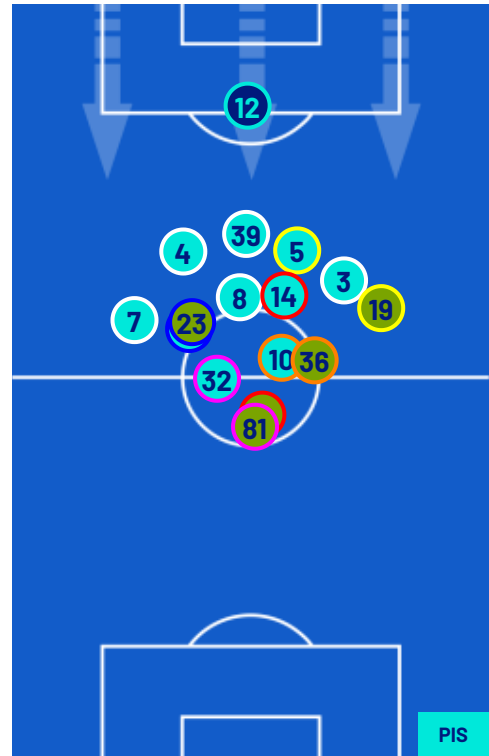
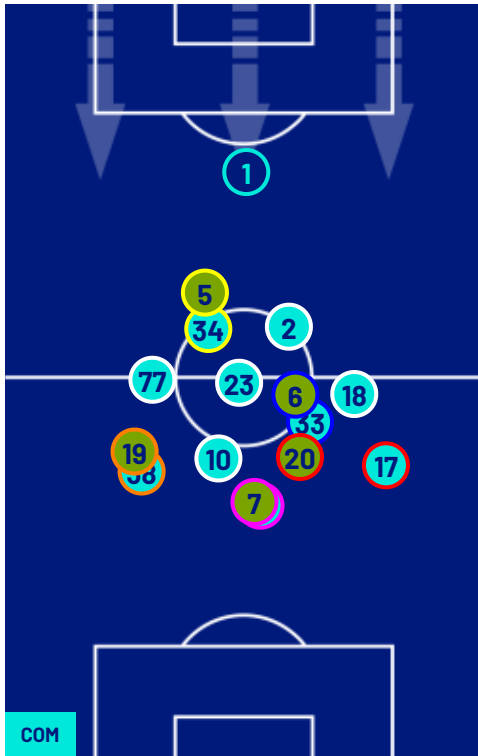
COMO

5-0

PISA



## PLAYERS AVERAGE POSITIONS



- Legend:
- |                  |             |              |                             |   |
|------------------|-------------|--------------|-----------------------------|---|
| 1st Substitution | ● Player In | ○ Player Out | ■ Player In Substitution Of | ● |
| 2nd Substitution | ● Player In | ○ Player Out | ■ Player In Substitution Of | ● |
| 3rd Substitution | ● Player In | ○ Player Out | ■ Player In Substitution Of | ● |
| 4th Substitution | ● Player In | ○ Player Out | ■ Player In Substitution Of | ● |
| 5th Substitution | ● Player In | ○ Player Out | ■ Player In Substitution Of | ● |

Como 22/03/2026 GIUSEPPE SINIGAGLIA 12:30



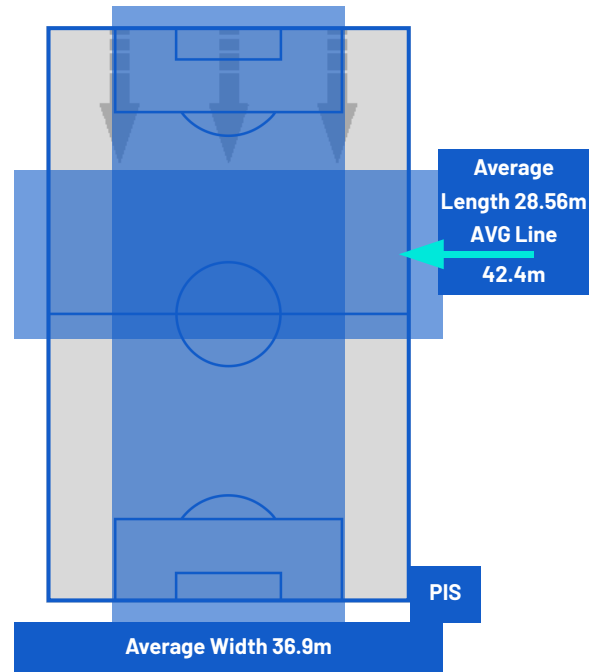
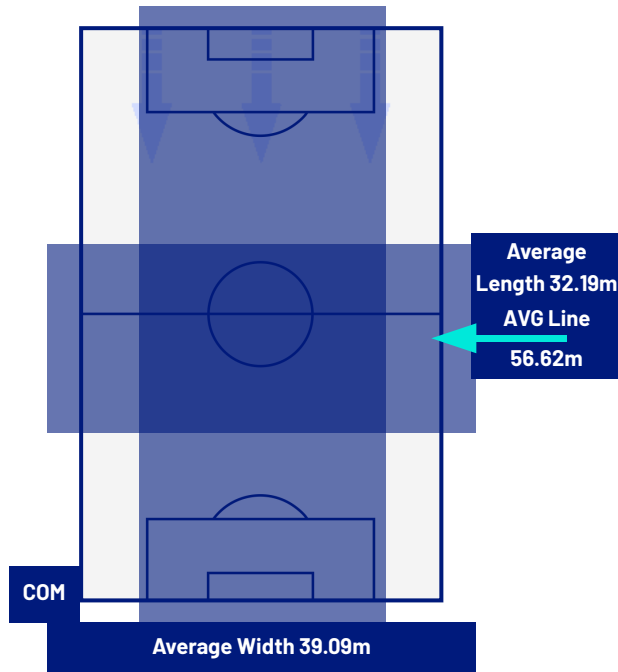
COMO

5-0

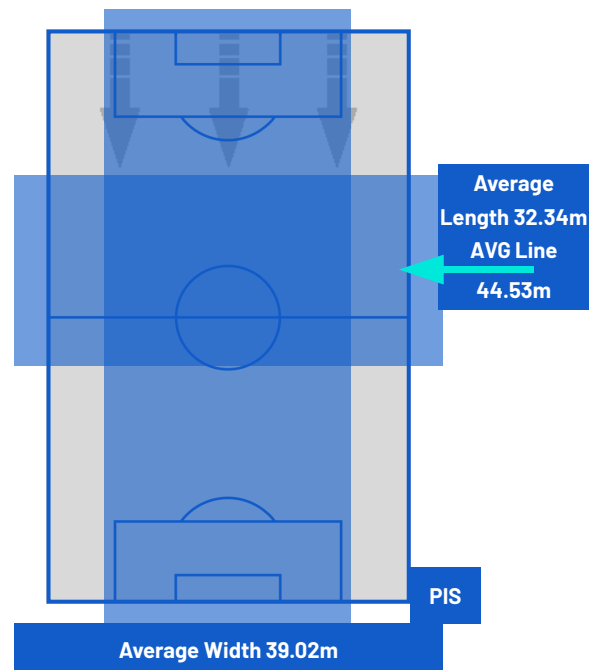
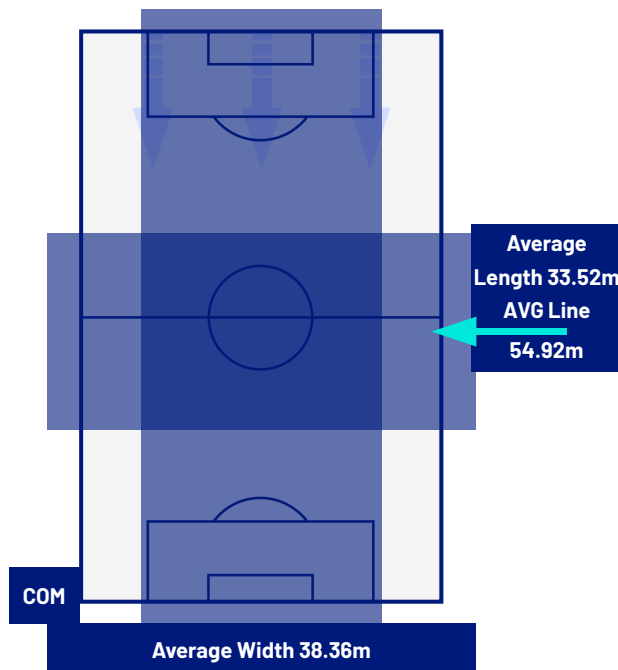
PISA



## TEAM'S DEFENSE POSITION 1ST HALF



## TEAM'S DEFENSE POSITION 2ND HALF



Como 22/03/2026 GIUSEPPE SINIGAGLIA 12:30



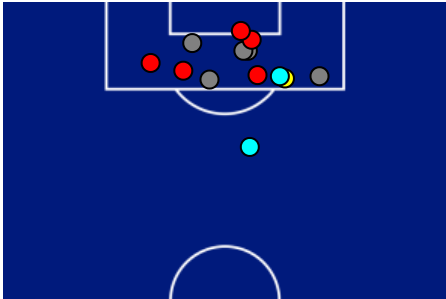
**COMO**

**5-0**

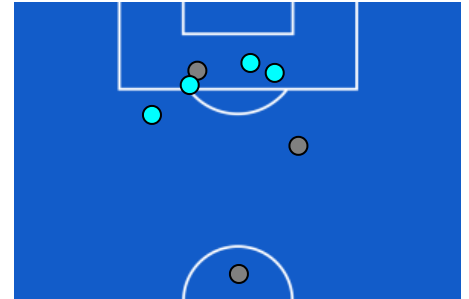
**PISA**



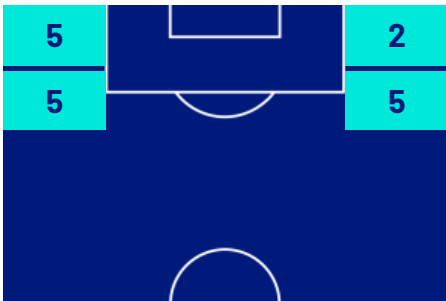
## ATTEMPTS MAP



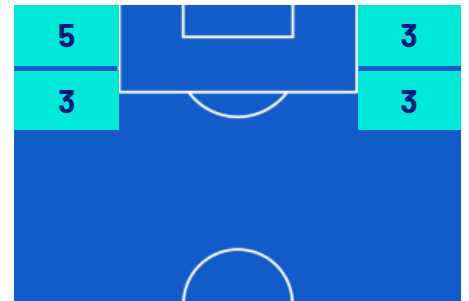
5	Goals	0
6	On target	0
5	Off target	3
3	Blocked	4



## OPEN PLAY CROSSES MAP



4	Crosses completed	2
24	Total crosses	19
17	Accuracy (%)	11



966	Total Balls Played	518
226	DEFENSIVE	245
457	MIDFIELD	153
283	ATTACK ZONE	120

Como 22/03/2026 GIUSEPPE SINIGAGLIA 12:30



COMO

5-0

PISA



## KEY PLAYERS

 <b>ASSANE DIAO DIAOUNE</b>	<b>38</b>
Position	Forward
Date of birth	07/09/2005
Nationality	SEN

Jog 79% - Run 17% - Sprint 4% **Km 7.922**

6.216	1.327	0.321
-------	-------	-------

### Mvp Stats

Minutes Played	<b>79</b>
Goals	<b>1</b>
Scoring Chances	<b>0</b>
Attempts	<b>3</b>
Attempts on target	<b>2 (1)</b>
Assists	<b>1</b>
Balls Played	<b>50</b>
Passes Completed	<b>32</b>
Passes Completed/Attempted (%)	<b>96</b>
Key Passes	<b>1</b>
Gained Possessions	<b>4</b>
Fouls Suffered	<b>2</b>

 <b>FILIP STOJILKOVIĆ</b>	<b>81</b>
Position	Forward
Date of birth	04/01/2000
Nationality	SUI

Jog 78% - Run 17% - Sprint 5% **Km 4.508**

3.486	0.784	0.213
-------	-------	-------

### Mvp Stats

Minutes Played	<b>42</b>
Goals	<b>0</b>
Scoring Chances	<b>0</b>
Attempts	<b>0</b>
Attempts on target	<b>0 (0)</b>
Assists	<b>0</b>
Balls Played	<b>4</b>
Passes Completed	<b>3</b>
Passes Completed/Attempted (%)	<b>100</b>
Key Passes	<b>0</b>
Gained Possessions	<b>0</b>
Fouls Suffered	<b>0</b>

The above statistics are considered final 24 hours after the end of the match.

The disciplinary sanctions are unofficial, as they come from real-time tracking during the match. They will become official following approval by the relevant bodies.

In the case of uncertainty over the identity of a goalscorer, Lega Serie A will confirm this the day after each round of matches is completed.

The official data providers are Kama, Hawk-Eye, Math and Sport.