

MATCH REPORT



Matchday 29
SERIE A CHAMPIONSHIP 2025-2026



COMO



ROMA

Como 15/03/2026
GIUSEPPE SINIGAGLIA 18:00

Como 15/03/2026 GIUSEPPE SINIGAGLIA 18:00



COMO

2-1

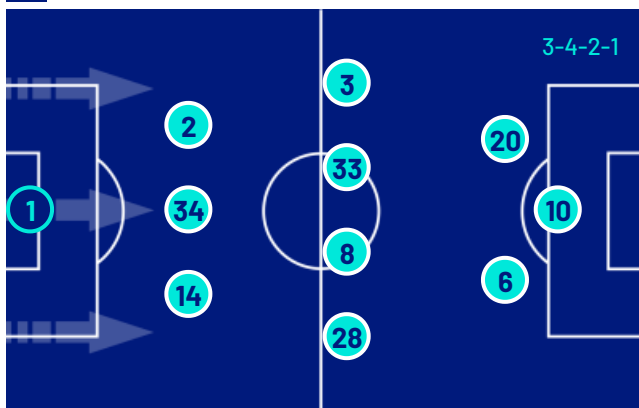
ROMA



LINE-UPS

COMO

1	BUTEZ (GK)	
14	RAMÓN	
34	DIEGO CARLOS	
2	KEMPF	
28	SMOLČIĆ	
8	SERGI ROBERTO	
33	DA CUNHA	
3	ÁLEX VALLE	
6	CAQUERET	
20	BATURINA	
10	NICO PAZ	



Bench

21	TÖRNQVIST (GK)	
22	VIGORITO (GK)	
44	ČAVLINA (GK)	
5	GOLDANIGA	
7	MORATA	
11	DOUVIKAS	
15	LAHDO	
17	JESÚS RODRÍGUEZ	
18	ALBERTO MORENO	
19	KÜHN	
23	PERRONE	
31	VOJVODA	
38	DIAO	
77	VAN DER BREMPT	

Head Coach: FRANCESC FÀBREGAS SOLER

Referee: DAVIDE MASSA
Assistant referee: FILIPPO MELI
Assistant referee: STEFANO ALASSIO

ROMA

	(GK) SVILAR	99
	GHILARDI	87
	MANCINI	23
	HERMOSO	22
	ČELIK	19
	CRISTANTE	4
	M. KONÉ	17
	WESLEY	43
	LO. PELLEGRINI	7
	EL SHAARAWY	92
	MALEN	14



Bench

	(GK) DE MARZI	70
	(GK) GOLLINI	95
	RENSCH	2
	ANGELIÑO	3
	EL AYNAOUI	8
	TSIMIKAS	12
	VENTURINO	20
	ZIÓŁKOWSKI	24
	PISILLI	61
	VAZ	78
	ZARAGOZA	97

Head Coach: GIAN PIERO GASPERINI

Fourth official: SIMONE SOZZA
V.A.R.: MICHAEL FABBRI
A.V.A.R.: MATTEO GARIGLIO

Como 15/03/2026 GIUSEPPE SINIGAGLIA 18:00



COMO

2-1

ROMA



MATCH EVENTS

COM

1H 0' | 45+3' 2H 46' | 90+6'

ROM

COMO

ROMA

2

1

TASOS DOUVIKAS | MARC-OLIVER KEMPF 46'

ASSANE DIAO | SERGI ROBERTO 46'

TASOS DOUVIKAS 59'

(ÁLEX VALLE) 59'

MAXENCE CAQUERET 63'

MÁXIMO PERRONE | MAXENCE CAQUERET 67'

DIEGO CARLOS 73'

JESÚS RODRIGUEZ | NICO PAZ 77'

DIEGO CARLOS 79'

IGNACE VAN DER BREMPT | LUCAS DA CUNHA 87'

7' DONYELL MALEN

48' WESLEY FRANÇA

56' DEVYNE RENSCH | STEPHAN EL SHAARAWY

64' WESLEY FRANÇA

67' ROBINIO VAZ | DONYELL MALEN

67' NICCOLÒ PISILLI | LORENZO PELLEGRINI

70' KONSTANTINOS TSIMIKAS | ZEKI ÇELIK

70' JAN ZIÓŁKOWSKI | MARIO HERMOSO

77' DANIELE GHILARDI

Legend:

Goals
 Own goal

Penalty
 Assist

Yellow Card
 Substitution

Red Card

Double Yellow Card

Como 15/03/2026 GIUSEPPE SINIGAGLIA 18:00



COMO

2-1

ROMA



GAME TIME

97'12"

Effective
played time:
55%

1st Half - 2nd Half
29'52" - 23'38"

53'30"

BALL POSSESSION

COMO

ROMA

QUARTERS BALL POSSESSION

1H	0'-15'	16'-30'	2H	31'-47'	46'-60'	61'-75'	76'-97'
	63.03%	36.97%		56.86%	43.14%		
		50.29%		49.71%	85%		15%
		73.63%		26.37%	78.79%		21.21%

TEAM STATS

	COM	ROM
Attempts	22	3
Attempts on target	7	1
Attempts on target from penalty box	15	2
Post	1	
Bar	1	
Attempts off target	5	
Blocked Shots	8	2
Scoring Chances	7	
Key Passes	13	2
Assists	1	
Fouls Committed	16	18
Corners	8	1
Offsides		1
Cross Completed/Total	4/19	1/8
Dribbling	12	5
Passes Completed	488	222
Passes Completed/Attempted (%)	88	76
Passes Final Third	90	21
Balls played forward	200	64
Long Passes	54	23
Saves		5
Gained Possessions	56	47

Como 15/03/2026 GIUSEPPE SINIGAGLIA 18:00



COMO

2-1

ROMA



PLAYER STATS

COMO																	
M	GC	OG	S	AS	CL	LB	FYC	SYC	RC								
1	BUTEZ	98'	1			4	23										
M	G	OG	A	AT	HW	SC	FS	BP	AS	KP	P	P(%)	PA	R	FYC	SYC	RC
14	RAMÓN	98'		2		1	1				43	93	11	9			
34	DIEGO CARLOS	98'	1		1	1					47	94	3	4	1		
2	KEMPF	48'						2	46		35	92	5	3			
28	SMOLČIĆ	98'		3	2				75	1	50	84	21	7			
8	SERGI ROBERTO	48'						1	32		24	88	12	2			
33	DA CUNHA	89'		3		1	1		76	1	59	92	35	4			
3	ÁLEX VALLE	98'		2	1				59	1	2	45	88	25	7		
6	CAQUERET	69'		3			1	2	58	1	33	82	15	5	1		
20	BATURINA	98'		1				5	66	6	41	91	34	2			
10	NICO PAZ	79'		4	1		1	2	42		27	90	15	3			
11	DOUVIKAS	51'	1		1	1		1	13	1	7	77	5				
17	JESÚS RODRÍGUEZ	19'							10		6	100	5				
23	PERRONE	29'							17		17	100	6	1			
38	DIAO	51'		2	1		1	5	23	1	11	91	8	1			
77	VAN DER BREMPT	9'							6		2	66					
ROMA																	
M	GC	OG	S	AS	CL	LB	FYC	SYC	RC								
99	SVILAR	98'	2		5		2	18									
M	G	OG	A	AT	HW	SC	FS	BP	AS	KP	P	P(%)	PA	R	FYC	SYC	RC
87	GHILARDI	98'					3	59			29	82	5	7	1		
23	MANCINI	98'					2	57			33	86	6	4			
22	HERMOSO	72'					1	50			30	76	4	4			
19	ÇELIK	72'					1	30		1	18	85	10	6			
4	CRISTANTE	98'		1				44			23	74	7	3			
17	M. KONÉ	98'					1	33		1	20	80	6	3			
43	WESLEY	66'					2	38			17	80	7	5	1	1	1
7	LO. PELLEGRINI	69'					2	27			11	68	9	1			
92	EL SHAARAWY	58'					2	23			6	54	3	4			
14	MALEN	69'	1		2	1			9		2	33	2				
2	RENSCH	40'						8			3	100	2				
12	TSIMIKAS	26'						8			1	100	1	1			
24	ZIÓŁKOWSKI	26'						18			3	60	1	1			
61	PISILLI	29'						3			1	100					
78	VAZ	29'						1	5		2	100	1				

Legend

FYC	Yellow Card
OG	Owngoal
BP	Balls Played
SYC	Double Yellow Card
RC	Red Card
G	Goals
GC	Goal Conceded
M	Minutes Played
AS	Assists
FS	Fouls Suffered
A	Attempts
AT	Attempts on target
SC	Scoring Chances
HW	Hit Woodwork
S	Saves
CL	Clearences
LB	Long Ball
P(%)	Passes Completed/Attempted (%)
KP	Key Passes
PA	Balls played forward
P	Passes Completed
R	Gained Possessions

PLAYERS RANKING

Attempts		Attempts on target		Passes Final Third		Scoring Chances									
1	NICO PAZ	COM	4	1	SMOLČIĆ	COM	2	1	ÁLEX VALLE	COM	16	1	DIAO	COM	1
2	SMOLČIĆ	COM	3	2	DIAO	COM	1	2	DA CUNHA	COM	15	2	DIEGO CARLOS	COM	1
3	DA CUNHA	COM	3	3	DIEGO CARLOS	COM	1	3	BATURINA	COM	14	3	RAMÓN	COM	1
4	CAQUERET	COM	3	4	MALEN	ROM	1	4	CAQUERET	COM	10	4	DA CUNHA	COM	1
5	DIAO	COM	2	5	NICO PAZ	COM	1	5	SMOLČIĆ	COM	9	5	CAQUERET	COM	1
Crosses		Passes Completed		Key Passes		Dribbling									
1	BATURINA	COM	6	1	DA CUNHA	COM	59	1	BATURINA	COM	6	1	DIAO	COM	3
2	DA CUNHA	COM	3	2	SMOLČIĆ	COM	50	2	ÁLEX VALLE	COM	2	2	BATURINA	COM	3
3	ÁLEX VALLE	COM	3	3	DIEGO CARLOS	COM	47	3	DIAO	COM	1	3	JESÚS RODRÍGUEZ	COM	2
4	SMOLČIĆ	COM	2	4	ÁLEX VALLE	COM	45	4	SMOLČIĆ	COM	1	4	LO. PELLEGRINI	ROM	2
5	JESÚS RODRÍGUEZ	COM	2	5	RAMÓN	COM	43	5	DA CUNHA	COM	1	5	DA CUNHA	COM	2

Como 15/03/2026 GIUSEPPE SINIGAGLIA 18:00



COMO

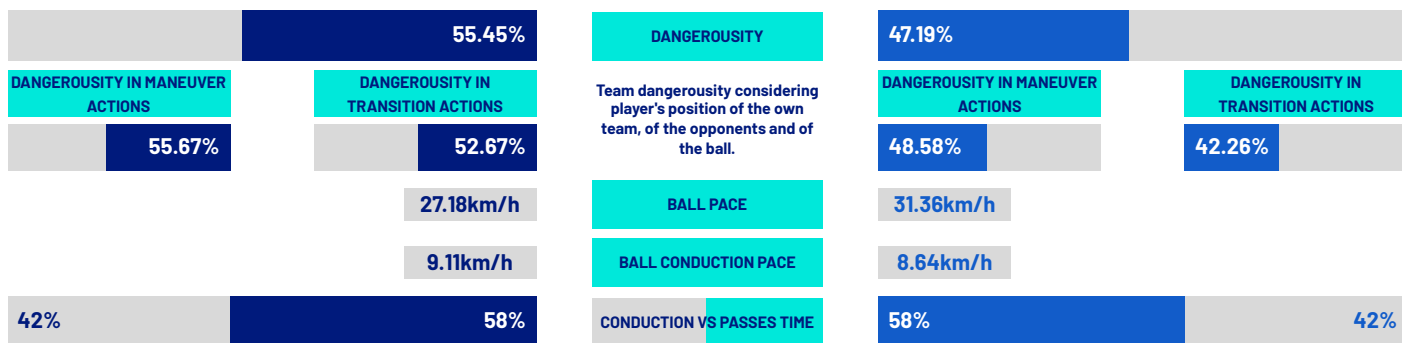
2-1

ROMA



COACH

TEAM INDICATORS



RECORDMEN

PASS GAIN

Number of players overtaken by a vertical pass (only successful passes are considered).

It shows how much a player tends to overcome the opponent's pressure lines.

Rank	Player	Value	Rank	Player	Value
1	1 JEAN BUTEZ	3.6	1	99 MILE SVILAR	4
2	6 MAXENCE CAQUERET	3.32	2	87 DANIELE GHILARDI	3.64
3	20 MARTIN BATURINA	3	3	92 STEPHAN EL SHAARAWY	3.45
4	3 ÁLEX VALLE	2.89	4	17 MANU KONÉ	2.89
5	10 NICO PAZ	2.88	5	7 LORENZO PELLEGRINI	2.88

PASS RISK

Measures the player's propensity to risk the pass (only successful passes are considered).

Rank	Player	Value	Rank	Player	Value
1	38 ASSANE DIAO	45.5%	1	14 DONYELL MALEN	36%
2	20 MARTIN BATURINA	37.23%	2	92 STEPHAN EL SHAARAWY	35.91%
3	1 JEAN BUTEZ	34.8%	3	99 MILE SVILAR	28.21%
4	3 ÁLEX VALLE	33.6%	4	22 MARIO HERMOSO	19.03%
5	10 NICO PAZ	24.68%	5	17 MANU KONÉ	18.56%

RECEIVED PRESSURE

How much the player with the ball is pressed by the opposite team.

It depends on the speed, running direction and distance from the opponent who is at a shorter distance.

Rank	Player	Value	Rank	Player	Value
1	11 TASOS DOUVIKAS	74.63%	1	78 ROBINIO VAZ	77.96%
2	38 ASSANE DIAO	64.27%	2	14 DONYELL MALEN	70.14%
3	10 NICO PAZ	63.01%	3	17 MANU KONÉ	65.23%
4	6 MAXENCE CAQUERET	60.32%	4	61 NICCOLÒ PISILLI	62.63%
5	20 MARTIN BATURINA	57.14%	5	7 LORENZO PELLEGRINI	60.55%

PASS AVAILABILITY

Ability of a player to get away from opponents to receive the ball.

It is computed for all the teammates of the player in possession.

Rank	Player	Value	Rank	Player	Value
1	2 MARC-OLIVER KEMPF	84.6%	1	19 ZEKI ÇELIK	79.63%
2	17 JESÚS RODRIGUEZ	77.72%	2	22 MARIO HERMOSO	78.2%
3	34 DIEGO CARLOS	74.79%	3	43 WESLEY FRANÇA	77.09%
4	3 ÁLEX VALLE	74.19%	4	24 JAN ZIÓŁKOWSKI	77.03%
5	28 IVAN SMOLČIĆ	69.15%	5	87 DANIELE GHILARDI	76.96%

Como 15/03/2026 GIUSEPPE SINIGAGLIA 18:00



COMO

2-1

ROMA



PLAYERS RANKING (ATHLETICS PERFORMANCE)

Jog - Run - Sprint (km)			
1	MARTIN BATURINA	Total 11.595	
		8.754	2.566 0.226
2	IVAN SMOLČIĆ	Total 11.183	
		8.467	2.541 0.115
3	ALEX VALLE GOMEZ	Total 11.042	
		7.755	2.868 0.341
4	JACOBO RAMON NAVEROS	Total 10.175	
		8.236	1.660 0.196
5	LUCAS DA CUNHA	Total 10.078	
		7.656	2.005 0.326

Jog - Run - Sprint (km)			
1	BRYAN CRISTANTE	Total 12.341	
		8.931	3.221 0.116
2	KOUADIO EMMANUEL BORIS KONE	Total 10.827	
		8.044	2.601 0.101
3	GIANLUCA MANCINI	Total 10.626	
		8.362	1.962 0.244
4	DANIELE GHILARDI	Total 10.020	
		7.871	1.820 0.237
5	MARIO HERMOSO CANSECO	Total 7.868	
		6.515	1.163 0.125

AVG Speed km/h (run)			
1	DIAO	COM	19.690
2	DOUVIKAS	COM	19.673
3	VAN DER BREMPT	COM	19.636
4	CAQUERET	COM	19.596
5	SMOLČIĆ	COM	19.567

AVG Speed km/h (run)			
1	ZIÓŁKOWSKI	ROM	19.817
2	SVILAR	ROM	19.665
3	MALEN	ROM	19.601
4	MANCINI	ROM	19.596
5	WESLEY	ROM	19.587

AVG Speed km/h (sprint)			
1	DA CUNHA	COM	28.022
2	BATURINA	COM	27.957
3	DOUVIKAS	COM	27.788
4	NICO PAZ	COM	27.707
5	CAQUERET	COM	27.669

AVG Speed km/h (sprint)			
1	SVILAR	ROM	29.176
2	ÇELIK	ROM	28.014
3	GHILARDI	ROM	27.695
4	MALEN	ROM	27.517
5	CRISTANTE	ROM	27.425

TEAM STATS (ATHLETICS PERFORMANCE)

Distance Covered (km) 114.615

Distance Covered (km) 109.736

Jog - Run - Sprint (km)		
88.748	22.686	2.328

Jog - Run - Sprint (km)		
83.308	23.347	2.129

Fitness data displayed in the report are the ones collected in real time and could be different to the post-processed ones, delivered to the coaching staff

Jog:	0-7 km/h	Run:	7.1-15 km/h	Sprint:	15.1+ km/h	Jog + Run + Sprint:	Distance covered
TOP Sprinter:	Top four players per team						

Como 15/03/2026 GIUSEPPE SINIGAGLIA 18:00



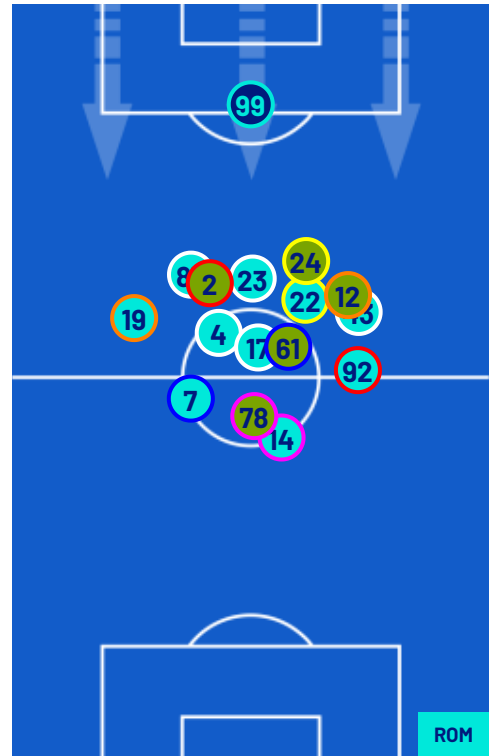
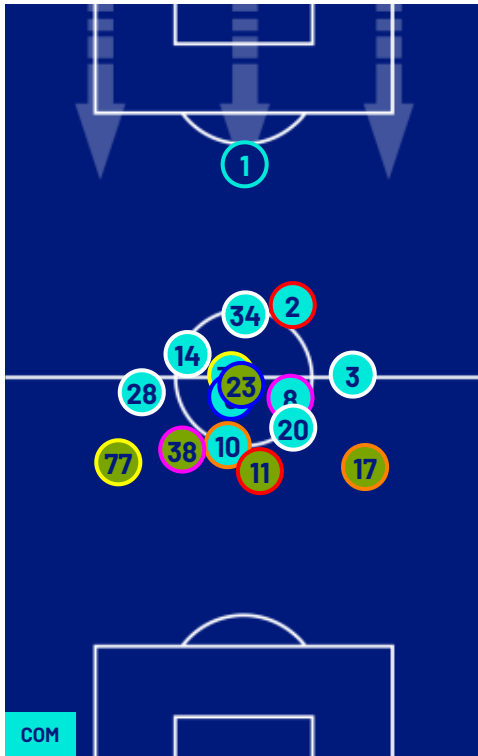
COMO

2-1

ROMA



PLAYERS AVERAGE POSITIONS



- Legend:
- 1st Substitution
 - 2nd Substitution
 - 3rd Substitution
 - 4th Substitution
 - 5th Substitution
 - Player In
 - Player In
 - Player In
 - Player In
 - Player In
 - Player Out
 - Player Out
 - Player Out
 - Player Out
 - Player Out
 - Player In Substitution Of
 - Player In Substitution Of
 - Player In Substitution Of
 - Player In Substitution Of

Como 15/03/2026 GIUSEPPE SINIGAGLIA 18:00



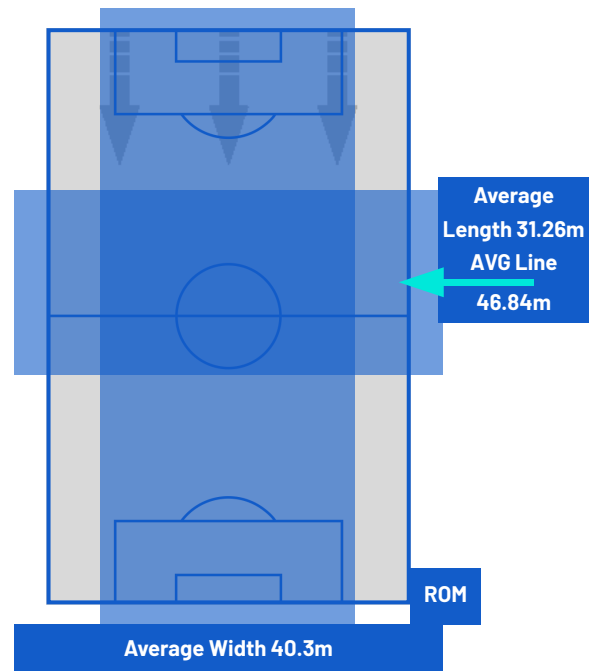
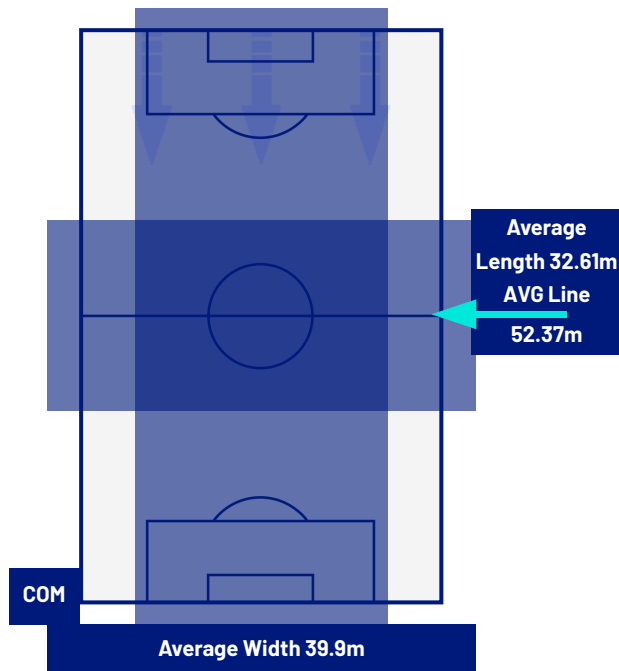
COMO

2-1

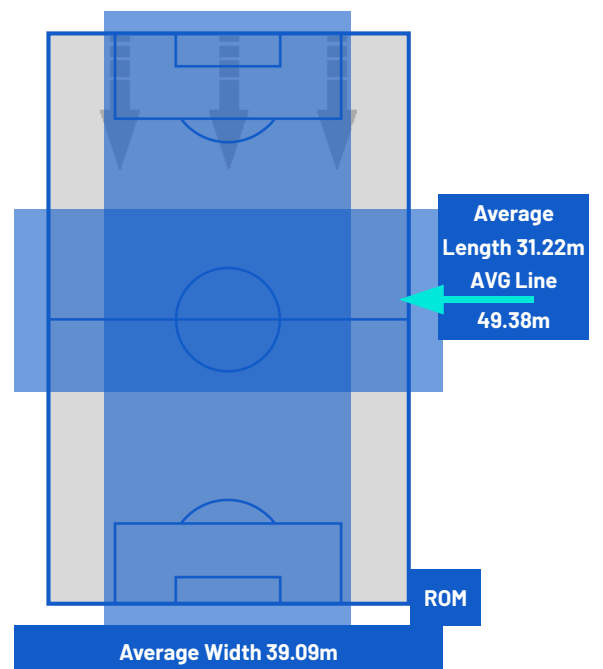
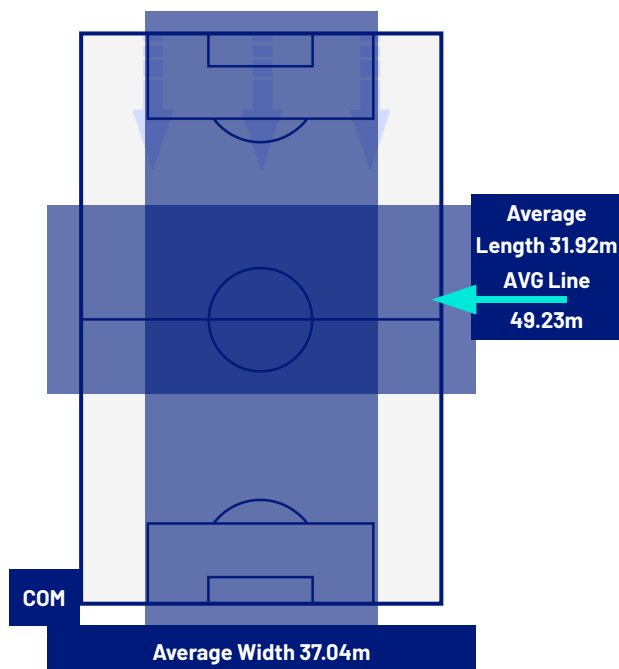
ROMA



TEAM'S DEFENSE POSITION 1ST HALF



TEAM'S DEFENSE POSITION 2ND HALF



Como 15/03/2026 GIUSEPPE SINIGAGLIA 18:00



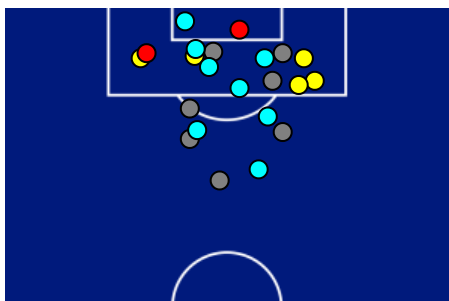
COMO

2-1

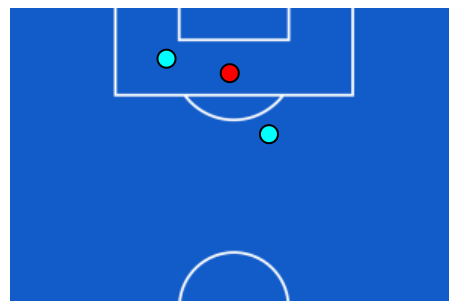
ROMA



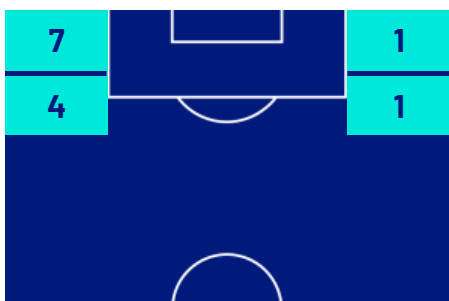
ATTEMPTS MAP



2	Goals	1
7	On target	1
5	Off target	0
8	Blocked	2



OPEN PLAY CROSSES MAP



4	Crosses completed	1
19	Total crosses	8
21	Accuracy (%)	13



801	Total Balls Played	559
272	DEFENSIVE	243
340	MIDFIELD	236
189	ATTACK ZONE	80

Como 15/03/2026 GIUSEPPE SINIGAGLIA 18:00



COMO

2-1

ROMA



KEY PLAYERS


 LUCAS DA CUNHA	33
Position	Midfielder
Date of birth	09/06/2001
Nationality	FRA

Jog 77% - Run 20% - Sprint 3% Km 10.078

7.656	2.005	0.326
-------	-------	-------

Mvp Stats

Minutes Played	89
Goals	0
Scoring Chances	1
Attempts	3
Attempts on target	0 (0)
Assists	0
Balls Played	76
Passes Completed	59
Passes Completed/Attempted (%)	92
Key Passes	1
Gained Possessions	4
Fouls Suffered	0

 DANIELE GHILARDI	87
Position	Defender
Date of birth	06/01/2003
Nationality	ITA

Jog 79% - Run 19% - Sprint 2% Km 10.020

7.871	1.820	0.237
-------	-------	-------

Mvp Stats

Minutes Played	98
Goals	0
Scoring Chances	0
Attempts	0
Attempts on target	0 (0)
Assists	0
Balls Played	59
Passes Completed	29
Passes Completed/Attempted (%)	82
Key Passes	0
Gained Possessions	7
Fouls Suffered	3

The above statistics are considered final 24 hours after the end of the match.

The disciplinary sanctions are unofficial, as they come from real-time tracking during the match. They will become official following approval by the relevant bodies.

In the case of uncertainty over the identity of a goalscorer, Lega Serie A will confirm this the day after each round of matches is completed.

The official data providers are Kama, Hawk-Eye, Math and Sport.