MATCH REPORT

Matchday 11

SERIE A CHAMPIONSHIP 2026-2027

NAPOLI

LAZIO

Napoli 08/11/2026

DIEGO ARMANDO MARADONA 12:30

MATCH REPORT

Napoli 08/11/2026 DIEGO ARMANDO MARADONA 12:30

NAPOLI 1-1 LAZIO

LINE-UPS

NAPOLI

32	MILINKOVIĆ-SAVIĆ (GK)	
31	BEUKEMA	
13	AM. RRAHMANI	
16	RAFA MARÍN	
26	VERGARA	🟨
11	DE BRUYNE	
6	GILMOUR	🟨
8	MCTOMINAY	
17	OLIVERA	
70	LANG	🟨
19	HØJLUND	

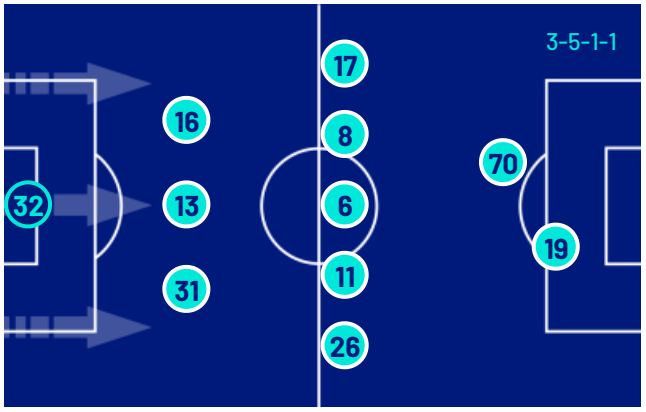

LAZIO

(GK) MANDAS		35
FLORIANI M.		15
ŠUTALO		37
PROVSTGAARD		25
NUNO TAVARES		17
FRATTESI	⚽	16
BELAHYANE		21
TAYLOR		24
ISAKSEN		11
PINAMONTI		9
NOSLIN	👟	14

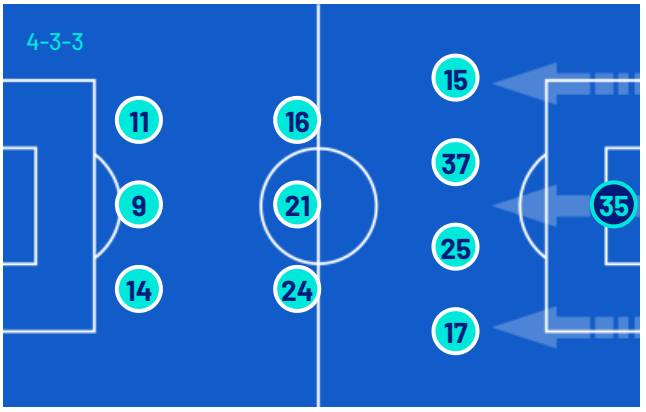

Bench

1	MERET (GK)	
14	CONTINI (GK)	
18	BARIDÓ	
20	LUCCA	
21	POLITANO	
23	GIOVANE	
36	PEREYRA	
38	CHIUMMARIELLO	
39	MELNYK	
40	LIETO	
99	ANGUISSA	

Bench

(GK) MOTTA		40
(GK) RENZETTI		47
DIOGO LEITE		2
LU. PELLEGRINI		3
DOEKHI		5
ROVELLA		6
DELE-BASHIRU		7
CANCELLIERI		22
PEDRAZA	🟨 ⚽A	23
PRZYBOREK		28
LAZZARI		29
CATALDI		32
SERRA		63
FARCOMENI		71
MARUŠIĆ		77

Head Coach: MASSIMILIANO ALLEGRI

Head Coach: GENNARO GATTUSO

Referee: LUCA PAIRETTO
Assistent referee: ALBERTO TEGONI
Assistent referee: GIUSEPPE PERROTTI

Fourth official: LIVIO MARINELLI
V.A.R.: GIANLUCA AURELIANO
A.V.A.R.: PAOLO MAZZOLENI

MATCH REPORT

Napoli 08/11/2026 DIEGO ARMANDO MARADONA 12:30

NAPOLI	1–1	LAZIO

MATCH EVENTS



NAPOLI			LAZIO
1			1
		28'	DAVIDE FRATTESI
		28'	(TIJJANI NOSLIN)
		33'	DIOGO LEITE | JOSIP ŠUTALO
NOA LANG	44'		
		45'	ALFONSO PEDRAZA | NUNO TAVARES
ALFONSO PEDRAZA	48'		
		61'	MANUEL LAZZARI | ROMANO FLORIANI M.
		61'	FISAYO DELE-BASHIRU | ANDREA PINAMONTI
ANTONIO VERGARA	65'		
BILLY GILMOUR	65'		
FRANK ANGUISSA | BILLY GILMOUR	69'		
MATTEO POLITANO | ANTONIO VERGARA	74'		
LORENZO LUCCA | RASMUS HØJLUND	74'		
		78'	ALFONSO PEDRAZA
		78'	MATTEO CANCELLIERI | DAVIDE FRATTESI
GIOVANE | KEVIN DE BRUYNE	83'		

Legend:
Goals · Penalty · Yellow Card · Red Card · Double Yellow Card
Owngoal · Assist · Substitution

MATCH REPORT

Napoli 08/11/2026 DIEGO ARMANDO MARADONA 12:30

NAPOLI	1-1	LAZIO

GAME TIME

94'58''

Effective played time: 65%

61'20''

1st Half - 2nd Half
31'58" - 29'22"

BALL POSSESSION

NAPOLI LAZIO

QUARTERS BALL POSSESSION

1H	0'-15'	2H	46'-60'
43.85%	56.15%	53.42%	46.58%
	16'-30'		61'-75'
43.52%	56.48%	50.96%	49.04%
	31'-45'		76'-94'
60.96%	39.04%	45.19%	54.81%

TEAM STATS

	NAP	LAZ
Attempts	15	14
Attempts on target	6	5
Attempts on target from penalty box	8	6
Post		
Bar		
Attempts off target	5	4
Blocked Shots	4	5
Scoring Chances	2	
Key Passes	13	11
Assists		1
Fouls Committed	12	11
Corners	6	6
Offsides	2	1
Cross Completed/Total	4/26	2/16
Dribblings	8	9
Passes Completed	418	450
Passes Completed/Attempted (%)	85	88
Passes Final Third	78	86
Balls played forward	172	246
Long Passes	45	22
Saves	4	6
Gained Possessions	51	52

MATCH REPORT

Napoli 08/11/2026 DIEGO ARMANDO MARADONA 12:30

NAPOLI 1-1 LAZIO

PLAYER STATS

NAPOLI	M	GC	OG	S	AS	CL	LB	FYC	SYC	RC
32 MILINKOVIĆ-SAVIĆ	95'	1		4			23			

	M	G	OG	A	AT	HW	SC	FS	BP	AS	KP	P	P(%)	PA	R	FYC	SYC	RC
31 BEUKEMA	95'							1	77		1	54	87	16	6			
13 AM. RRAHMANI	95'			1	1			2	70			45	93	5	6			
16 RAFA MARÍN	95'			1					83		1	61	89	20	5			
26 VERGARA	75'							2	51		1	23	74	15	8	1		
11 DE BRUYNE	84'			1	1				47		2	26	81	19	3			
6 GILMOUR	70'								57		1	45	86	22	4	1		
8 MCTOMINAY	95'			3	1		1	1	40		2	30	96	18				
17 OLIVERA	95'			1					67		2	40	86	19	7			
70 LANG	95'			2	1				51			27	87	21	2	1		
19 HØJLUND	75'			3	1		1	2	22			7	58	5	1			
20 LUCCA	21'			2	1				9			2	66	2	1			
21 POLITANO	21'							1	14		1	11	100	5	3			
23 GIOVANE	12'			1					6			4	80	3				
99 ANGUISSA	26'								17			9	90	2	3			

LAZIO	M	GC	OG	S	AS	CL	LB	FYC	SYC	RC
35 MANDAS	95'	1		6		3	21			

	M	G	OG	A	AT	HW	SC	FS	BP	AS	KP	P	P(%)	PA	R	FYC	SYC	RC
15 FLORIANI M.	62'								33		1	16	94	9	2			
37 ŠUTALO	33'			1	1				29			19	95	6				
25 PROVSTGAARD	95'								85			62	96	27	5			
17 NUNO TAVARES	46'			1					52		2	29	78	24	3			
16 FRATTESI	79'	1		2	1			3	43			30	90	17	4			
21 BELAHYANE	95'								90		2	72	92	38	7			
24 TAYLOR	95'			2				2	61		1	44	89	35	5			
11 ISAKSEN	95'			4	2			3	43		1	17	73	15	5			
9 PINAMONTI	62'								20		1	11	84	7	1			
14 NOSLIN	95'			3					53	1	2	32	88	28	4			
2 DIOGO LEITE	63'								70			51	94	16	8			
7 DELE-BASHIRU	34'							1	10			9	100	6	1			
22 CANCELLIERI	17'			1	1			1	6			3	75	1	1			
23 PEDRAZA	49'		1						23			13	76	8	1	1		
29 LAZZARI	34'							1	18			13	100	9	2			

Legend

FYC	Yellow Card
OG	Owngoal
BP	Balls Played
SYC	Double Yellow Card
RC	Red Card
G	Goals
GC	Goal Conceded
M	Minutes Played
AS	Assists
FS	Fouls Suffered
A	Attempts
AT	Attempts on target
SC	Scoring Chances
HW	Posts
S	Saves
CL	Clearences
LB	Long Ball
P(%)	Passes Completed/Attempted (%)
KP	Key Passes
PA	Balls played forward
P	Passes Completed
R	Gained Possessions

PLAYERS RANKING

Attempts			
1	ISAKSEN	LAZ	4
2	HØJLUND	NAP	3
3	MCTOMINAY	NAP	3
4	NOSLIN	LAZ	3
5	FRATTESI	LAZ	2

Attempts on target			
1	ISAKSEN	LAZ	2
2	AM. RRAHMANI	NAP	1
3	FRATTESI	LAZ	1
4	ŠUTALO	LAZ	1
5	DE BRUYNE	NAP	1

Passes Final Third			
1	NOSLIN	LAZ	17
2	TAYLOR	LAZ	16
3	DE BRUYNE	NAP	13
4	LANG	NAP	13
5	NUNO TAVARES	LAZ	13

Scoring Chances			
1	HØJLUND	NAP	1
2	MCTOMINAY	NAP	1

Crosses			
1	LANG	NAP	11
2	DE BRUYNE	NAP	7
3	NUNO TAVARES	LAZ	6
4	TAYLOR	LAZ	3
5	NOSLIN	LAZ	3

Passes Completed			
1	BELAHYANE	LAZ	72
2	PROVSTGAARD	LAZ	62
3	RAFA MARÍN	NAP	61
4	BEUKEMA	NAP	54
5	DIOGO LEITE	LAZ	51

Key Passes			
1	DE BRUYNE	NAP	2
2	OLIVERA	NAP	2
3	NUNO TAVARES	LAZ	2
4	BELAHYANE	LAZ	2
5	MCTOMINAY	NAP	2

Dribblings			
1	VERGARA	NAP	2
2	ISAKSEN	LAZ	2
3	TAYLOR	LAZ	2
4	LANG	NAP	2
5	PEDRAZA	LAZ	1

MATCH REPORT

Napoli 08/11/2026 DIEGO ARMANDO MARADONA 12:30

NAPOLI	1-1	LAZIO

TEAM INDICATORS

54.62%	DANGEROUSITY	54.55%
DANGEROUSITY IN MANEUVER ACTIONS: 56.33%	Team dangerousity considering player's position of the own team, of the opponents and of the ball.	DANGEROUSITY IN MANEUVER ACTIONS: 56.71%
DANGEROUSITY IN TRANSITION ACTIONS: 47.35%		DANGEROUSITY IN TRANSITION ACTIONS: 49.73%
36.72km/h	BALL PACE	32.33km/h
11.48km/h	BALL CONDUCTION PACE	11.56km/h
48% / 52%	CONDUCTION VS PASSES TIME	55% / 45%

RECORDMEN

PASS GAIN

Number of players overtaken by a vertical pass (only successful passes are considered).
It shows how much a player tends to overcome the opponent's pressure lines.

1	19	RASMUS HØJLUND	4	1	17	NUNO TAVARES	2.87
2	11	KEVIN DE BRUYNE	3.23	2	23	ALFONSO PEDRAZA	2.75
3	13	AMIR RRAHMANI	3.08	3	16	DAVIDE FRATTESI	2.57
4	32	VANJA MILINKOVIĆ-SAVIĆ	3	4	14	TIJJANI NOSLIN	2.47
5	27	LORENZO LUCCA	3	5	35	CHRISTOS MANDAS	2.43

PASS RISK

Measures the player's propensity to risk the pass (only successful passes are considered).

1	23	GIOVANE	41.33%	1	7	FISAYO DELE-BASHIRU	53.83%
2	21	MATTEO POLITANO	34.88%	2	9	ANDREA PINAMONTI	40.14%
3	11	KEVIN DE BRUYNE	27.28%	3	15	ROMANO FLORIANI M.	28.67%
4	32	VANJA MILINKOVIĆ-SAVIĆ	26.14%	4	11	GUSTAV ISAKSEN	24.95%
5	26	ANTONIO VERGARA	24.86%	5	23	ALFONSO PEDRAZA	22.5%

RECEIVED PRESSURE

How much the player with the ball is pressed by the opposite team.
It depends on the speed, running direction and distance from the opponent who is at a shorter distance.

1	19	RASMUS HØJLUND	69.91%	1	9	ANDREA PINAMONTI	69.39%
2	27	LORENZO LUCCA	69.4%	2	24	KENNETH TAYLOR	64.04%
3	23	GIOVANE	63.84%	3	7	FISAYO DELE-BASHIRU	61.4%
4	8	SCOTT MCTOMINAY	62.27%	4	16	DAVIDE FRATTESI	60.73%
5	6	BILLY GILMOUR	60.03%	5	14	TIJJANI NOSLIN	56.4%

PASS AVAILABILITY

Ability of a player to get away from opponents to receive the ball.
It is computed for all the teammates of the player in possession.

1	26	ANTONIO VERGARA	78.78%	1	25	OLIVER PROVSTGAARD	79.25%
2	31	SAM BEUKEMA	78.26%	2	2	DIOGO LEITE	77.16%
3	13	AMIR RRAHMANI	77.94%	3	11	GUSTAV ISAKSEN	76.72%
4	21	MATTEO POLITANO	74.27%	4	37	JOSIP ŠUTALO	76.68%
5	16	RAFA MARÍN	73.8%	5	23	ALFONSO PEDRAZA	76.41%

MATCH REPORT

Napoli 08/11/2026 DIEGO ARMANDO MARADONA 12:30

NAPOLI	1-1	LAZIO

PLAYERS RANKING (ATHLETICS PERFORMANCE)

Jog - Run - Sprint (km)				
1	MATHIAS OLIVERA MIRAMONTES	9.201	3.213	0.435	Total 12.877
2	SCOTT FRANCIS MCTOMINAY	8.986	2.532	0.391	Total 11.953
3	NOA NOELL LANG	8.598	2.426	0.217	Total 11.293
4	SAM BEUKEMA	8.757	2.213	0.183	Total 11.209
5	AMIR RRAHMANI	9.073	1.769	0.106	Total 11.012

Jog - Run - Sprint (km)				
1	GUSTAV TANG ISAKSEN	8.695	2.910	0.366	Total 12.011
2	KENNETH INA DOROTHEA TAYLOR	9.123	2.513	0.117	Total 11.815
3	REDA BELAHYANE	9.027	1.974	0.250	Total 11.279
4	TIJJANI NOSLIN	8.123	2.539	0.373	Total 11.092
5	OLIVER PROVSTGAARD NIELSEN	9.000	1.602	0.229	Total 10.861

AVG Speed km/h (run)			
1	MILINKOVIĆ-SAVIĆ	NAP	19.702
2	LUCCA	NAP	19.662
3	VERGARA	NAP	19.655
4	HØJLUND	NAP	19.600
5	MCTOMINAY	NAP	19.590

AVG Speed km/h (run)			
1	PEDRAZA	LAZ	19.718
2	NUNO TAVARES	LAZ	19.679
3	PINAMONTI	LAZ	19.674
4	ISAKSEN	LAZ	19.668
5	FRATTESI	LAZ	19.637

AVG Speed km/h (sprint)			
1	HØJLUND	NAP	28.392
2	POLITANO	NAP	28.124
3	MCTOMINAY	NAP	27.654
4	VERGARA	NAP	27.584
5	LANG	NAP	27.500

AVG Speed km/h (sprint)			
1	DELE-BASHIRU	LAZ	29.226
2	ŠUTALO	LAZ	28.915
3	NOSLIN	LAZ	28.124
4	FLORIANI M.	LAZ	27.753
5	PEDRAZA	LAZ	27.595

TEAM STATS (ATHLETICS PERFORMANCE)

Distance Covered (km)	119.690

Jog - Run - Sprint (km)		
92.435	23.811	2.809

Distance Covered (km)	122.283

Jog - Run - Sprint (km)		
94.191	24.638	2.953

Fitness data displayed in the report are the ones collected in real time and could be different to the post-processed ones, delivered to the coaching staff

Walk + Jog:	0-15 km/h	Run:	15.1-24.9 km/h	Sprint:	25+ km/h	Walk + Jog + Run + Sprint:	Distance covered

TOP Sprinter:	Top five players per team

MATCH REPORT

Napoli 08/11/2026 DIEGO ARMANDO MARADONA 12:30

NAPOLI	1-1	LAZIO

PLAYERS AVERAGE POSITIONS

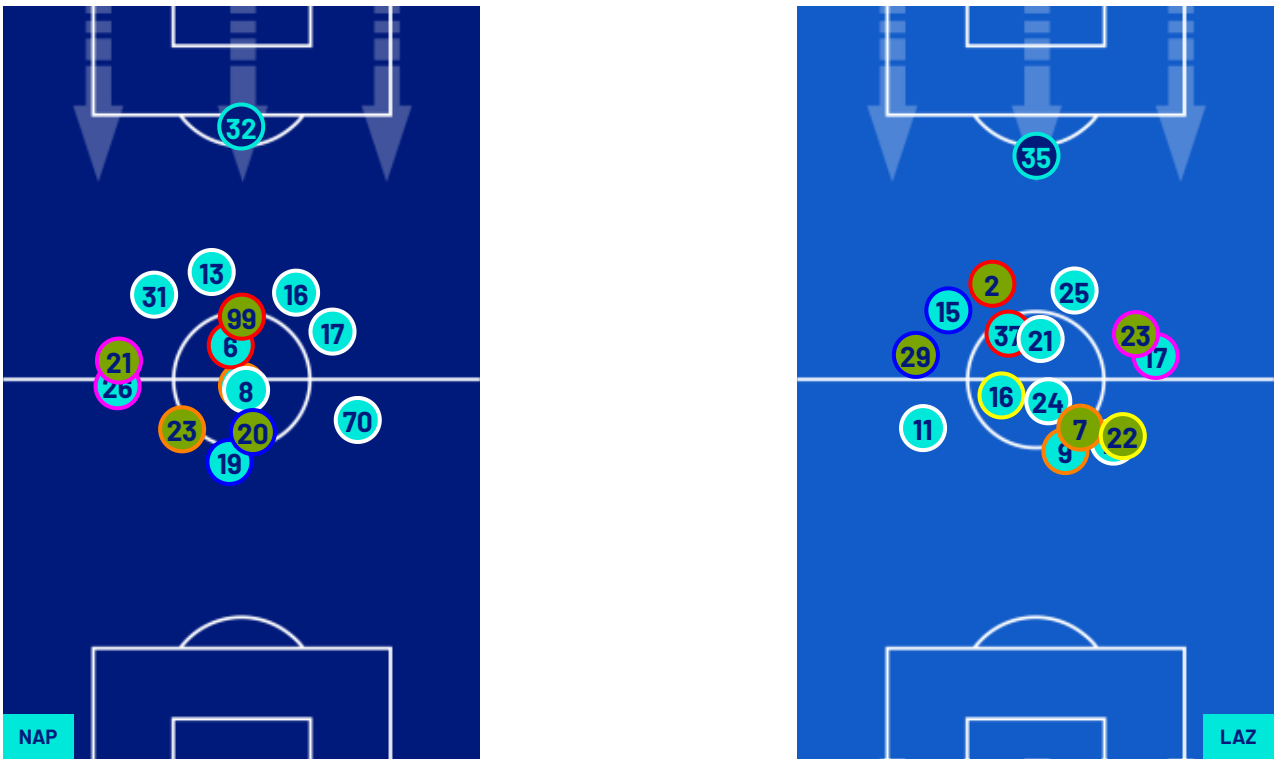

Legend:

1st Substitution	Player In		Player Out				
2nd Substitution	Player In		Player Out		Player In Substitution Of		
3rd Substitution	Player In		Player Out		Player In Substitution Of		
4th Substitution	Player In		Player Out		Player In Substitution Of		
5th Substitution	Player In		Player Out		Player In Substitution Of		

MATCH REPORT

Napoli 08/11/2026 DIEGO ARMANDO MARADONA 12:30

NAPOLI	1-1	LAZIO

TEAM'S DEFENSE POSITION 1ST HALF

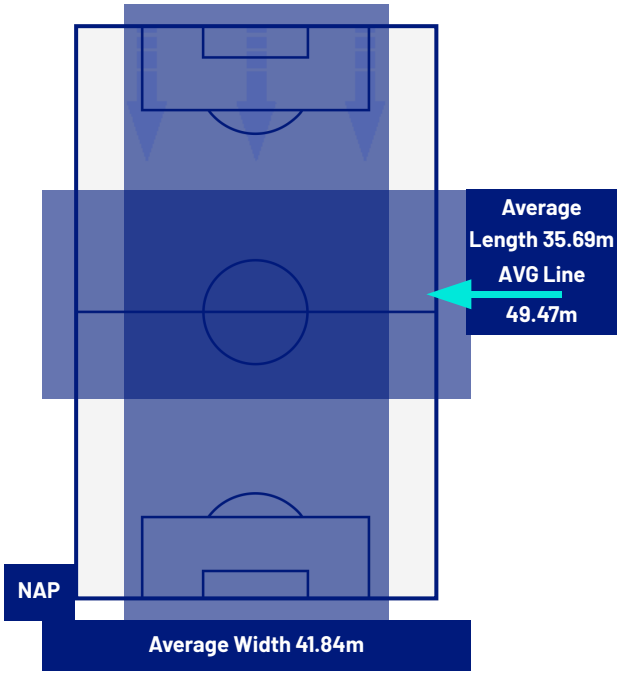

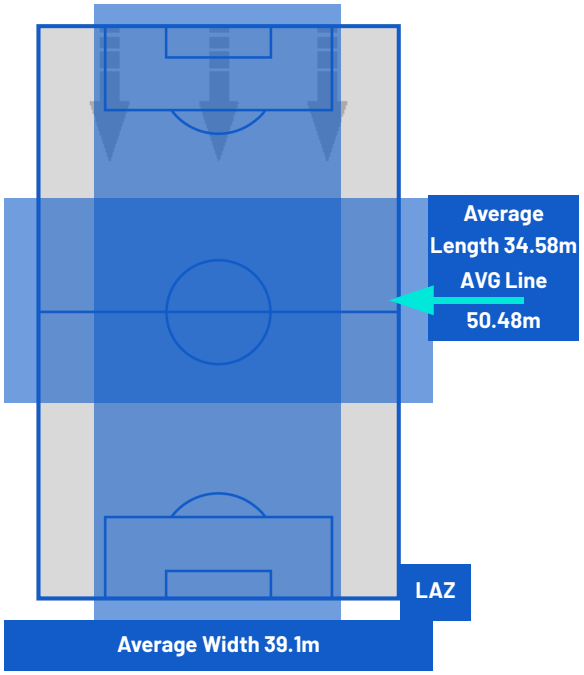

TEAM'S DEFENSE POSITION 2ND HALF

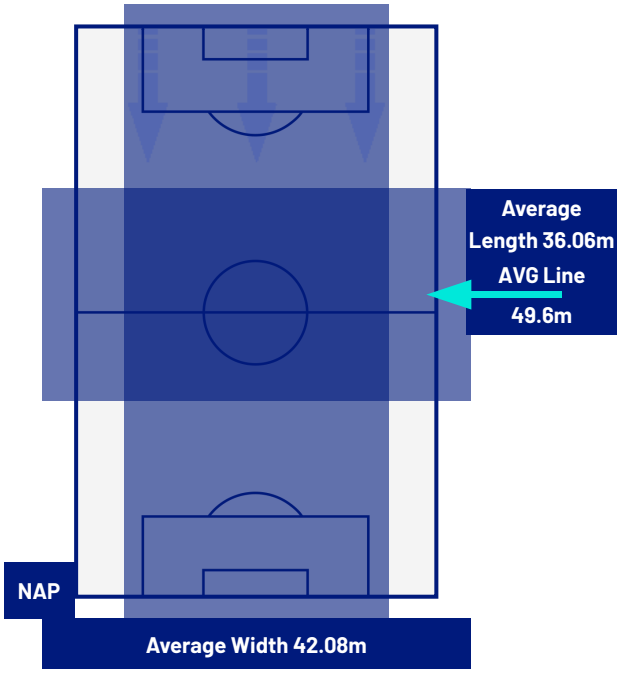

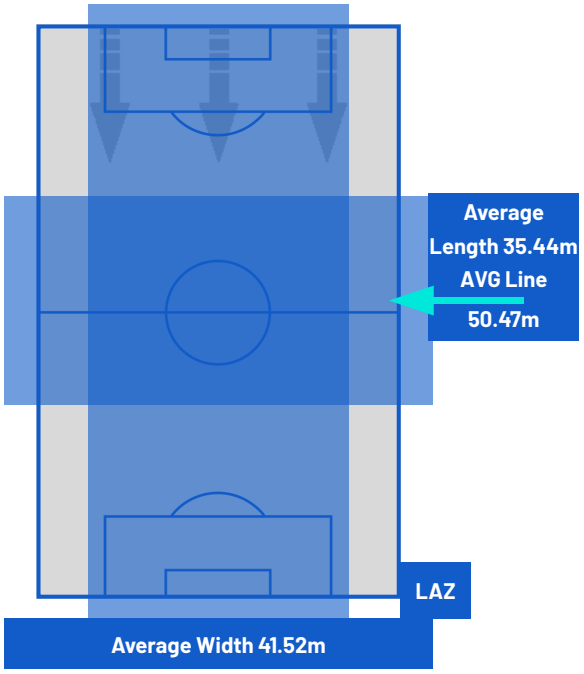

MATCH REPORT

Napoli 08/11/2026 DIEGO ARMANDO MARADONA 12:30

NAPOLI	1–1	LAZIO

ATTEMPTS MAP

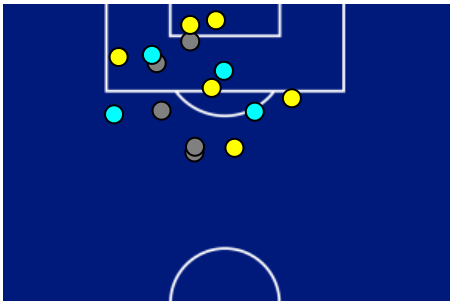

NAPOLI		LAZIO
1	Goals	1
6	On target	5
5	Off target	4
4	Blocked	5

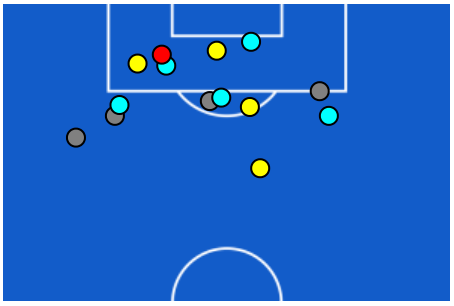

OPEN PLAY CROSSES MAP

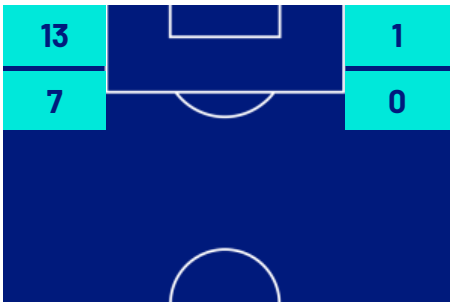

NAPOLI		LAZIO
4	Crosses completed	2
26	Total crosses	16
15	Accuracy (%)	13



NAPOLI		LAZIO
759	Total Balls Played	793
274	DEFENSIVE	212
305	MIDFIELD	385
180	ATTACK ZONE	196

MATCH REPORT

Napoli 08/11/2026 DIEGO ARMANDO MARADONA 12:30

NAPOLI	1-1	LAZIO

KEY PLAYERS

SCOTT FRANCIS MCTOMINAY	8
Position	Midfielder
Date of birth	08/12/1996
Nationality	SCO

Jog 75% - Run 22% - Sprint 3% | Km 11.953

8.986	2.532	0.391

Mvp Stats	
Minutes Played	95
Goals	0
Scoring Chances	1
Attempts	3
Attempts on target	1(0)
Assists	0
Balls Played	40
Passes Completed	30
Passes Completed/Attempted (%)	96
Key Passes	2
Gained Possessions	0
Fouls Suffered	1

DAVIDE FRATTESI	16
Position	Midfielder
Date of birth	22/09/1999
Nationality	ITA

Jog 73% - Run 24% - Sprint 3% | Km 9.493

6.906	2.282	0.277

Mvp Stats	
Minutes Played	79
Goals	1
Scoring Chances	0
Attempts	2
Attempts on target	1(1)
Assists	0
Balls Played	43
Passes Completed	30
Passes Completed/Attempted (%)	90
Key Passes	0
Gained Possessions	4
Fouls Suffered	3

The above statistics are considered final 24 hours after the end of the match.

The disciplinary sanctions are unofficial, as they come from real-time tracking during the match. They will become official following approval by the relevant bodies.

In the case of uncertainty over the identity of a goalscorer, Lega Serie A will confirm this the day after each round of matches is completed.

The official data providers are Kama, Hawk-Eye, Math and Sport.