MATCH REPORT

Matchday 8

SERIE A CHAMPIONSHIP 2026-2027

NAPOLI

ROMA

Napoli 24/10/2026

DIEGO ARMANDO MARADONA 18:00

MATCH REPORT

Napoli 24/10/2026 DIEGO ARMANDO MARADONA 18:00

NAPOLI	3-3	ROMA

LINE-UPS

NAPOLI

1	MERET (GK)	
22	DI LORENZO	
16	RAFA MARÍN	🟨
5	BADIASHILE	
17	OLIVERA	⚽
99	ANGUISSA	⚽
11	DE BRUYNE	
8	MCTOMINAY	⚽ x2
21	POLITANO	⚽
19	HØJLUND	
70	LANG	



Bench

14	CONTINI (GK)
32	MILINKOVIĆ-SAVIĆ (GK)
6	GILMOUR
20	LUCCA
23	GIOVANE
26	VERGARA
31	BEUKEMA
35	MARIANUCCI
37	SPINAZZOLA
68	LOBOTKA

Head Coach: MASSIMILIANO ALLEGRI

ROMA

(GK) GOLLINI	95	
MANCINI	23	
NDICKA	5	
HERMOSO	22	
RENSCH	2	🟨
DE ROON	15	🟨
PISILLI	61	
WESLEY	43	⚽
SOULÉ	18	⚽
CRISTANTE	4	🟨
MALEN	14	⚽

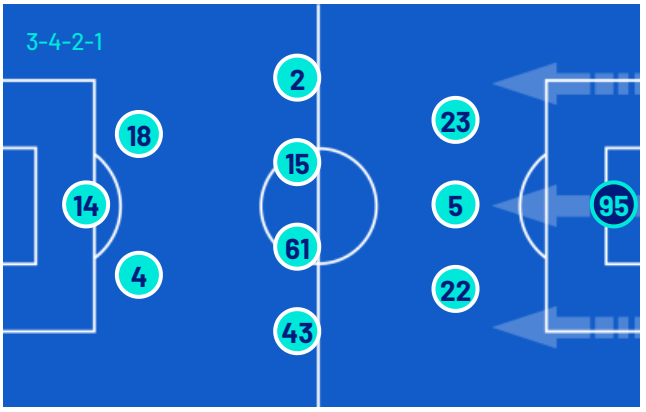

Bench

(GK) D. VÁSQUEZ	32
(GK) DE MARZI	70
KOULIERAKIS	3
CASTRO	9
MOLINA	20
BALERDI	26 🟨 ⚽ x2
DI NUNZIO	63
LULLI	77
CAMARA	78
RODRIGO MORA	86
GHILARDI	87

Head Coach: GIAN PIERO GASPERINI

Referee:	ANDREA COLOMBO	Fourth official:	JUAN LUCA SACCHI
Assistent referee:	DANIELE BINDONI	V.A.R.:	GIANLUCA AURELIANO
Assistent referee:	MARCELLO ROSSI	A.V.A.R.:	FRANCESCO MERAVIGLIA

MATCH REPORT

Napoli 24/10/2026 DIEGO ARMANDO MARADONA 18:00

NAPOLI	3-3	ROMA

MATCH EVENTS



NAPOLI			ROMA
3			3
RAFA MARÍN	4'		
FRANK ANGUISSA	28'		
		30'	BRYAN CRISTANTE
		45'	DEVYNE RENSCH
SCOTT MCTOMINAY	48'		
(MATTEO POLITANO)	48'		
SAM BEUKEMA | BENOÎT BADIASHILE	52'		
		58'	LEONARDO BALERDI | MARIO HERMOSO
		58'	NAHUEL MOLINA | DEVYNE RENSCH
		58'	SANTIAGO CASTRO | NICCOLÒ PISILLI
		61'	LEONARDO BALERDI
GIOVANE | MATTEO POLITANO	66'		
		69'	MATÍAS SOULÉ
		69'	(DONYELL MALEN)
		74'	LEONARDO BALERDI
ANTONIO VERGARA | NOA LANG	80'		
STANISLAV LOBOTKA | KEVIN DE BRUYNE	80'		
LEONARDO SPINAZZOLA | GIOVANNI DI LORENZO	80'		
SCOTT MCTOMINAY	83'		
(MATHÍAS OLIVERA)	83'		
		84'	RODRIGO MORA | DONYELL MALEN
		84'	DANIELE GHILARDI | GIANLUCA MANCINI
		86'	MARTEN DE ROON
		89'	LEONARDO BALERDI
		89'	(WESLEY)

Red Card Head Coach MASSIMILIANO ALLEGRI

Legend:
Goals · Penalty · Yellow Card · Red Card · Double Yellow Card
Owngoal · Assist · Substitution

MATCH REPORT

Napoli 24/10/2026 DIEGO ARMANDO MARADONA 18:00

NAPOLI	3-3	ROMA

GAME TIME

97'02''

Effective played time: 64%

62'26''

1st Half - 2nd Half
33'34'' - 28'52''

BALL POSSESSION

NAPOLI ROMA

QUARTERS BALL POSSESSION

1H	0'-15'	2H	46'-60'
50%	50%	36.31%	63.69%
16'-30'		61'-75'	
45.66%	54.34%	20.39%	79.61%
31'-46'		76'-97'	
33.18%	66.82%	42.47%	57.53%

TEAM STATS

	NAP	ROM
Attempts	14	23
Attempts on target	8	4
Attempts on target from penalty box	9	12
Post		1
Bar		
Attempts off target	4	4
Blocked Shots	1	14
Scoring Chances	4	3
Key Passes	10	20
Assists	2	2
Fouls Committed	6	11
Corners	2	11
Offsides		1
Cross Completed/Total	3/18	8/35
Dribblings	6	11
Passes Completed	318	528
Passes Completed/Attempted (%)	81	86
Passes Final Third	43	187
Balls played forward	104	323
Long Passes	36	29
Saves	1	5
Gained Possessions	68	59

MATCH REPORT

Napoli 24/10/2026 DIEGO ARMANDO MARADONA 18:00

NAPOLI 3-3 ROMA

PLAYER STATS

NAPOLI		M	GC	OG	S	AS	CL	LB	FYC	SYC	RC
1	MERET	98'	3		1		2	24			

		M	G	OG	A	AT	HW	SC	FS	BP	AS	KP	P	P(%)	PA	R	FYC	SYC	RC
22	DI LORENZO	81'								56			33	84	10	5			
16	RAFA MARÍN	98'							1	64		1	25	80	2	8	1		
5	BADIASHILE	53'								33			22	91	3	5			
17	OLIVERA	98'			1	1		1		60	1	2	35	83	13	9			
99	ANGUISSA	98'	1		1	1			1	63		1	42	89	16	10			
11	DE BRUYNE	81'							3	64		1	36	80	14	9			
8	MCTOMINAY	98'	2		3	3		1	2	47			25	89	9	5			
21	POLITANO	67'			2	1		1		42	1	2	20	86	11	2			
19	HØJLUND	98'			3			1	2	28		3	15	75	10	2			
70	LANG	81'			2	1			1	29			11	73	5				
23	GIOVANE	31'								18			8	80	4	5			
26	VERGARA	17'								7			3	100	2				
31	BEUKEMA	45'			1					25			11	100	3	2			
37	SPINAZZOLA	17'			1	1			1	13			4	57	1	3			
68	LOBOTKA	17'								6			3	75	1				

ROMA		M	GC	OG	S	AS	CL	LB	FYC	SYC	RC
95	GOLLINI	98'	3		5			13			

		M	G	OG	A	AT	HW	SC	FS	BP	AS	KP	P	P(%)	PA	R	FYC	SYC	RC
23	MANCINI	85'								51			32	82	18	8			
5	NDICKA	98'			2				1	80		1	53	92	17	13			
22	HERMOSO	59'			3					49			32	91	13	7			
2	RENSCH	59'								41			26	83	20	1	1		
15	DE ROON	98'								96		3	72	90	46	1	1		
61	PISILLI	59'							1	38		3	27	90	16				
43	WESLEY	98'			3				1	84	1	4	46	74	30	4			
18	SOULÉ	98'	1		4	1			2	90		4	61	92	51	5			
4	CRISTANTE	98'			3		1		1	94			70	88	47	6	1		
14	MALEN	85'			3	1		1		37	1	4	23	92	21	1			
9	CASTRO	39'			2					18			10	90	10				
20	MOLINA	39'								41		1	22	81	18	3			
26	BALERDI	39'	2		3	2		2		31			22	95	11	2	1		
86	RODRIGO MORA	13'								2			2	100	2				
87	GHILARDI	13'								11			4	80	3	2			

Legend

FYC	Yellow Card
OG	Owngoal
BP	Balls Played
SYC	Double Yellow Card
RC	Red Card
G	Goals
GC	Goal Conceded
M	Minutes Played
AS	Assists
FS	Fouls Suffered
A	Attempts
AT	Attempts on target
SC	Scoring Chances
HW	Posts
S	Saves
CL	Clearences
LB	Long Ball
P(%)	Passes Completed/Attempted (%)
KP	Key Passes
PA	Balls played forward
P	Passes Completed
R	Gained Possessions

PLAYERS RANKING

Attempts				Attempts on target			
1	SOULÉ	ROM	4	1	MCTOMINAY	NAP	3
2	CRISTANTE	ROM	3	2	BALERDI	ROM	2
3	MALEN	ROM	3	3	MALEN	ROM	1
4	BALERDI	ROM	3	4	ANGUISSA	NAP	1
5	HERMOSO	ROM	3	5	SPINAZZOLA	NAP	1

Passes Final Third				Scoring Chances			
1	SOULÉ	ROM	37	1	BALERDI	ROM	2
2	CRISTANTE	ROM	26	2	MALEN	ROM	1
3	WESLEY	ROM	20	3	OLIVERA	NAP	1
4	RENSCH	ROM	18	4	POLITANO	NAP	1
5	DE ROON	ROM	17	5	HØJLUND	NAP	1

Crosses				Passes Completed			
1	SOULÉ	ROM	11	1	DE ROON	ROM	72
2	POLITANO	NAP	8	2	CRISTANTE	ROM	70
3	MOLINA	ROM	7	3	SOULÉ	ROM	61
4	WESLEY	ROM	6	4	NDICKA	ROM	53
5	DI LORENZO	NAP	3	5	WESLEY	ROM	46

Key Passes				Dribblings			
1	MALEN	ROM	4	1	SOULÉ	ROM	5
2	SOULÉ	ROM	4	2	MALEN	ROM	3
3	WESLEY	ROM	4	3	HØJLUND	NAP	3
4	DE ROON	ROM	3	4	WESLEY	ROM	2
5	PISILLI	ROM	3	5	DE BRUYNE	NAP	1

MATCH REPORT

Napoli 24/10/2026 DIEGO ARMANDO MARADONA 18:00

NAPOLI	3-3	ROMA

PLAYERS RANKING (ATHLETICS PERFORMANCE)

	Jog - Run - Sprint (km)			
1	SCOTT FRANCIS MCTOMINAY			Total 12.485
	9.196	2.950	0.302	
2	MATHIAS OLIVERA MIRAMONTES			Total 12.046
	8.771	2.982	0.256	
3	ANDRE FRANK ZAMBO ANGUISSA			Total 11.522
	8.720	2.673	0.094	
4	RASMUS WINTHER HØJLUND			Total 11.121
	8.720	1.993	0.376	
5	KEVIN DE BRUYNE			Total 10.560
	7.776	2.467	0.284	

	Jog - Run - Sprint (km)			
1	BRYAN CRISTANTE			Total 12.285
	9.965	2.238	0.051	
2	WESLEY VINÍCIUS FRANÇA LIMA			Total 11.396
	8.304	2.768	0.287	
3	MATÌAS SOULE MALVANO			Total 11.272
	8.580	2.472	0.188	
4	MARTEN ELCO DE ROON			Total 11.223
	8.593	2.456	0.118	
5	OBITE EVAN NDICKA			Total 10.548
	8.958	1.393	0.157	

AVG Speed km/h (run)			
1	GIOVANE	NAP	19.733
2	POLITANO	NAP	19.632
3	OLIVERA	NAP	19.610
4	HØJLUND	NAP	19.599
5	LANG	NAP	19.587

AVG Speed km/h (run)			
1	MOLINA	ROM	19.763
2	BALERDI	ROM	19.693
3	DE ROON	ROM	19.682
4	RODRIGO MORA	ROM	19.648
5	MANCINI	ROM	19.628

AVG Speed km/h (sprint)			
1	HØJLUND	NAP	28.242
2	POLITANO	NAP	27.769
3	GIOVANE	NAP	27.453
4	DE BRUYNE	NAP	27.180
5	LOBOTKA	NAP	26.992

AVG Speed km/h (sprint)			
1	BALERDI	ROM	28.446
2	MOLINA	ROM	28.204
3	RODRIGO MORA	ROM	27.941
4	HERMOSO	ROM	27.938
5	WESLEY	ROM	27.538

TEAM STATS (ATHLETICS PERFORMANCE)

Distance Covered (km)	120.048

Distance Covered (km)	117.650

Jog - Run - Sprint (km)		
92.961	24.154	2.356

Jog - Run - Sprint (km)		
91.366	23.671	1.998

Fitness data displayed in the report are the ones collected in real time and could be different to the post-processed ones, delivered to the coaching staff

Walk + Jog:	0-15 km/h	Run:	15.1-24.9 km/h	Sprint:	25+ km/h	Walk + Jog + Run + Sprint:	Distance covered

TOP Sprinter:	Top five players per team

MATCH REPORT

Napoli 24/10/2026 DIEGO ARMANDO MARADONA 18:00

NAPOLI	3-3	ROMA

PLAYERS AVERAGE POSITIONS

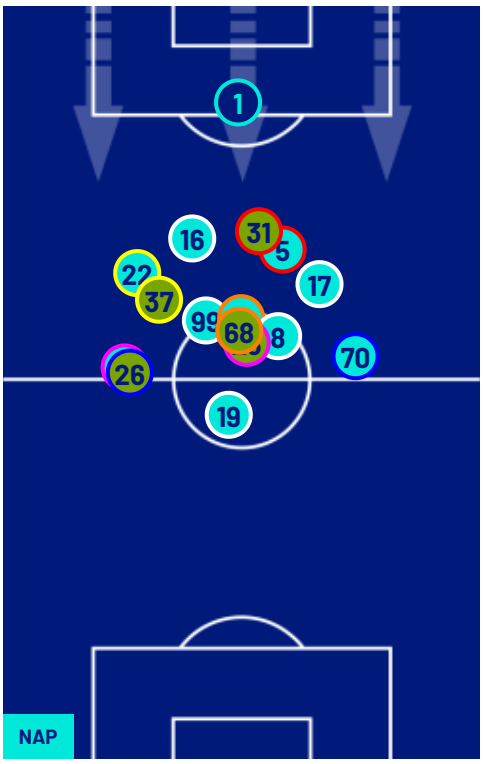

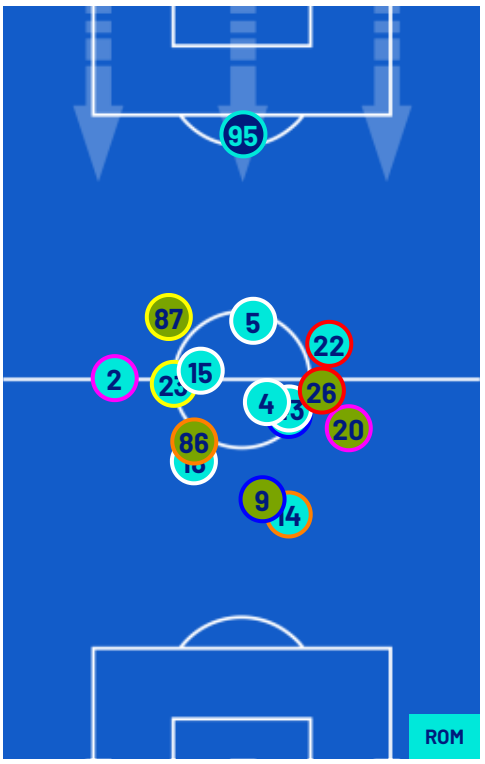

Legend:

1st Substitution	Player In	Player Out			
2nd Substitution	Player In	Player Out	Player In Substitution Of		
3rd Substitution	Player In	Player Out	Player In Substitution Of		
4th Substitution	Player In	Player Out	Player In Substitution Of		
5th Substitution	Player In	Player Out	Player In Substitution Of		

MATCH REPORT

Napoli 24/10/2026 DIEGO ARMANDO MARADONA 18:00

NAPOLI	3-3	ROMA

TEAM'S DEFENSE POSITION 1ST HALF

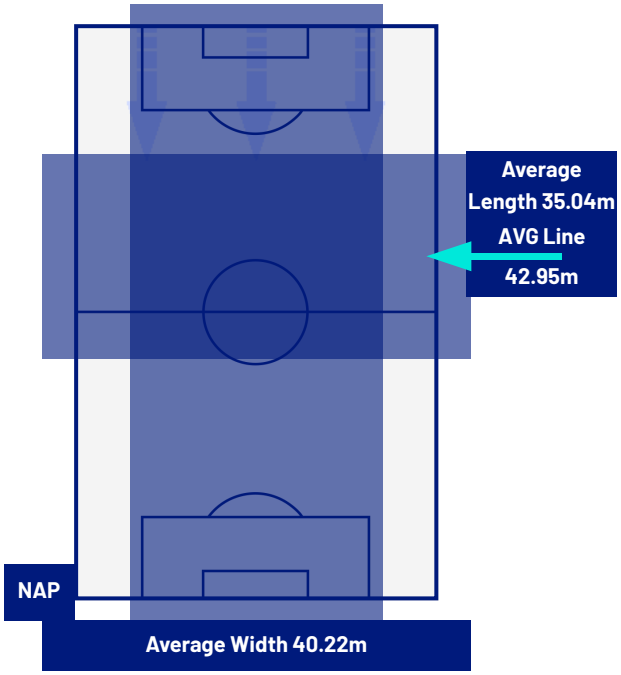

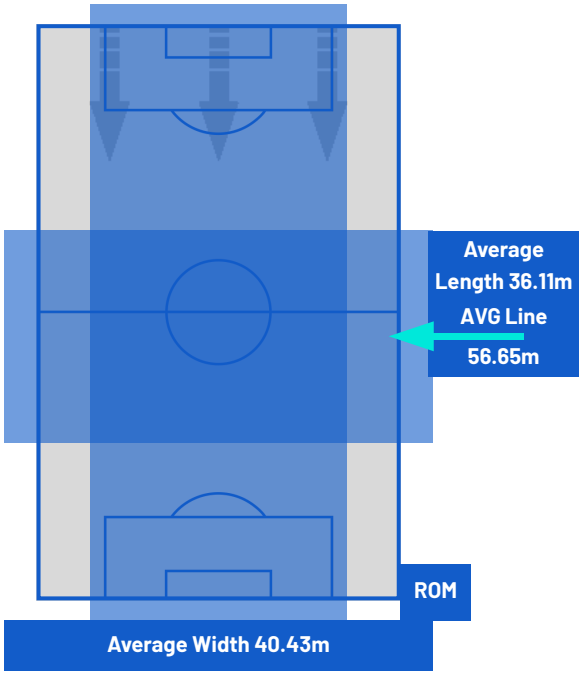

TEAM'S DEFENSE POSITION 2ND HALF

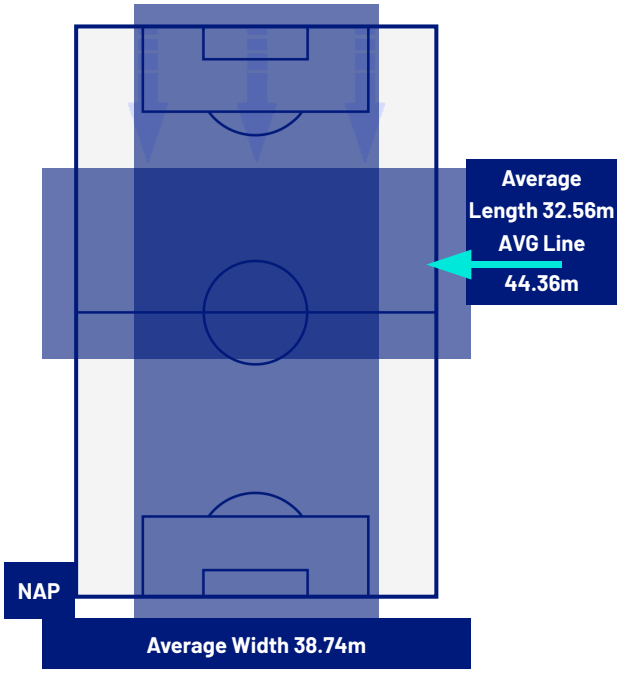

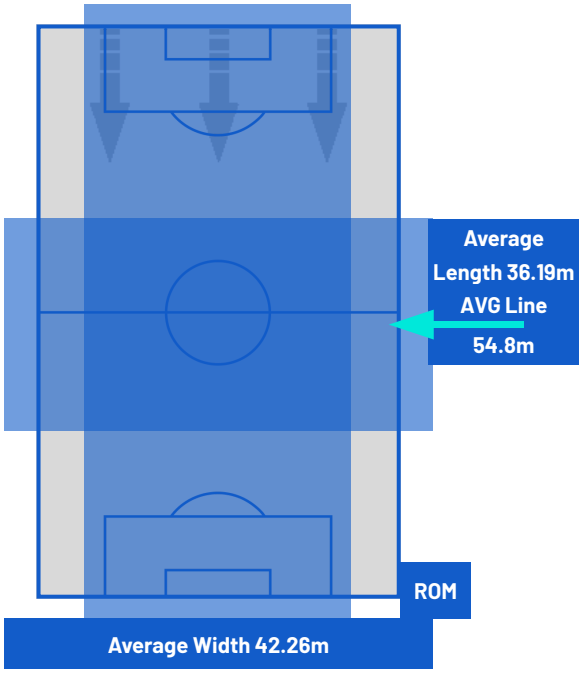

MATCH REPORT

Napoli 24/10/2026 DIEGO ARMANDO MARADONA 18:00

NAPOLI	3-3	ROMA

ATTEMPTS MAP

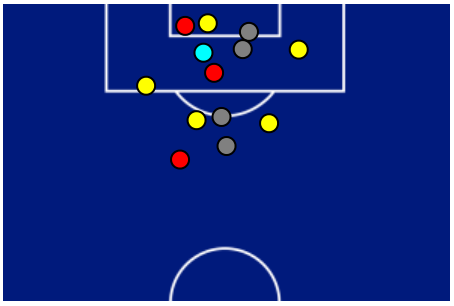

3	Goals	3
8	On target	4
4	Off target	4
1	Blocked	14

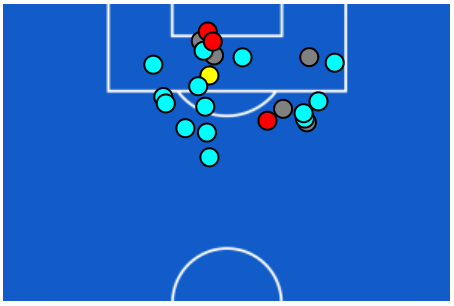

OPEN PLAY CROSSES MAP

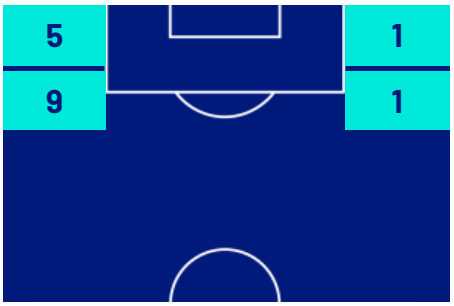

3	Crosses completed	8
18	Total crosses	35
17	Accuracy (%)	23



716	Total Balls Played	915
328	DEFENSIVE	220
260	MIDFIELD	353
128	ATTACK ZONE	342

MATCH REPORT

Napoli 24/10/2026 DIEGO ARMANDO MARADONA 18:00

NAPOLI	3-3	ROMA

KEY PLAYERS

SCOTT FRANCIS MCTOMINAY	8
Position	Midfielder
Date of birth	08/12/1996
Nationality	SCO

Jog 74% - Run 24% - Sprint 2%		Km 12.485
9.196	2.950	0.302

Mvp Stats	
Minutes Played	98
Goals	2
Scoring Chances	1
Attempts	3
Attempts on target	3 (2)
Assists	0
Balls Played	47
Passes Completed	25
Passes Completed/Attempted (%)	89
Key Passes	0
Gained Possessions	5
Fouls Suffered	2

LEONARDO JULIAN BALERDI ROSA	26
Position	Defender
Date of birth	26/01/1999
Nationality	ARG

Jog 74% - Run 23% - Sprint 3%		Km 3.755
2.766	0.832	0.124

Mvp Stats	
Minutes Played	39
Goals	2
Scoring Chances	2
Attempts	3
Attempts on target	2 (2)
Assists	0
Balls Played	31
Passes Completed	22
Passes Completed/Attempted (%)	95
Key Passes	0
Gained Possessions	2
Fouls Suffered	0

The above statistics are considered final 24 hours after the end of the match.

The disciplinary sanctions are unofficial, as they come from real-time tracking during the match. They will become official following approval by the relevant bodies.

In the case of uncertainty over the identity of a goalscorer, Lega Serie A will confirm this the day after each round of matches is completed.

The official data providers are Kama, Hawk-Eye, Math and Sport.