

MATCH REPORT



Matchday 32
SERIE A CHAMPIONSHIP 2025-2026



GENOA



SASSUOLO

Genova 12/04/2026
LUIGI FERRARIS 12:30

Genova 12/04/2026 LUIGI FERRARIS 12:30



GENOA

2-1

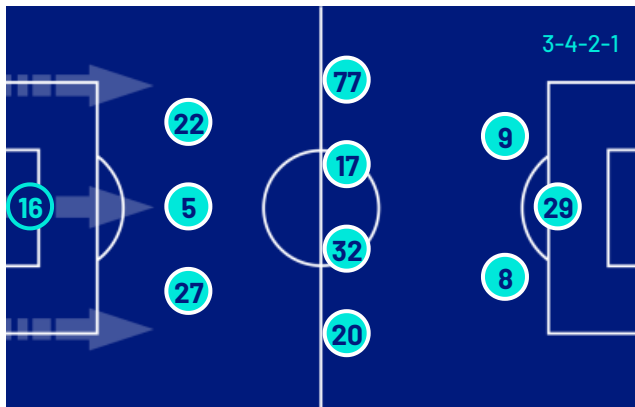
SASSUOLO



LINE-UPS

GENOA

16	BIJLOW (GK)	
27	MARCANDALLI	
5	ØSTIGÅRD	
22	VÁSQUEZ	
20	SABELLI	
32	FRENDRUP	Yellow Card
17	MALINOVSKYI	Yellow Card
77	ELLERTSSON	Red Card
8	BALDANZI	Blue Shoe
9	VITINHA	
29	COLOMBO	



Bench

1	LEALI (GK)	
39	SOMMARIVA (GK)	
3	MARTÍN	
4	AMORIM	
10	MESSIAS	Blue Shoe
13	ZÄTTERSTRÖM	
18	EKUBAN	Yellow Card
21	EKHATOR	
34	OTOA	
40	KLISYS	
73	MASINI	
80	GROSSI	
99	O. LATIF	

Head Coach: **DANIELE DE ROSSI**

SASSUOLO

(GK)	MURIĆ	49
6	WALUKIEWICZ	6
21	IDZES	21
80	MUHAREMOVIĆ	80
3	DOIG	3
90	I. KONÉ	90
18	MATIĆ	18
42	THORSTVEDT	42
10	BERARDI	10
99	PINAMONTI	99
45	LAURIENTÉ	45



Bench

(GK)	SATALINO	12
(GK)	TURATI	13
(GK)	ZACCHI	16
7	VOLPATO	7
8	NZOLA	8
20	FADERA	20
24	L. MORO	24
25	W. COULIBALY	25
33	FRANGELLA	33
35	LIPANI	35
44	IANNONI	44
66	PEDRO FELIPE	66

Head Coach: **FABIO GROSSO**

Referee: **ANTONIO RAPUANO**
Assistant referee: **VITTORIO DI GIOIA**
Assistant referee: **DAVIDE MORO**

Fourth official: **DAVIDE DI MARCO**
V.A.R.: **FRANCESCO MERAVIDGLIA**
A.V.A.R.: **MARCO GUIDA**

Genova 12/04/2026 LUIGI FERRARIS 12:30



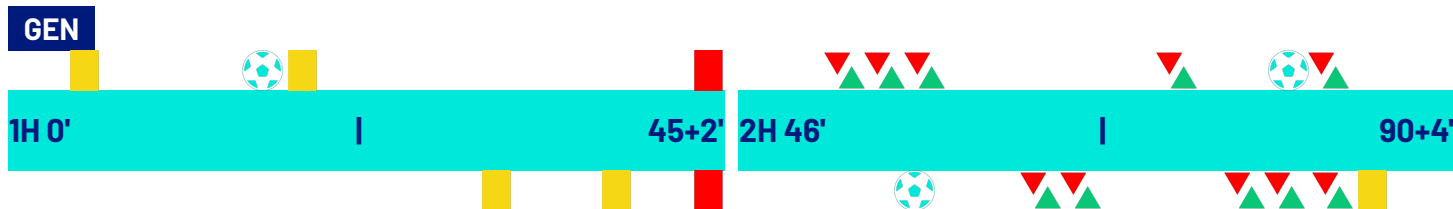
GENOA

2-1

SASSUOLO



MATCH EVENTS



GEN	SAS
GENOA	SASSUOLO

2

1

RUSLAN MALINOVSKYI	5'	Yellow Card	
RUSLAN MALINOVSKYI	18'	Goal	
(TOMMASO BALDANZI)	18'	Assist	
MORTEN FRENDRUP	20'	Yellow Card	
			32' JOSH DOIG
			40' SEBASTIAN WALUKIEWICZ
MIKAEL ELLERTSSON	45+1'	Red Card	
			45+1' DOMENICO BERARDI
CALEB EKUBAN LORENZO COLOMBO	55'	Substitution	
PATRIZIO MASINI RUSLAN MALINOVSKYI	55'	Substitution	
AARÓN MARTÍN TOMMASO BALDANZI	55'	Substitution	
			57' ISMAËL KONÉ
			67' CRISTIAN VOLPATO NEMANJA MATIĆ
			67' WOYO COULIBALY SEBASTIAN WALUKIEWICZ
JUNIOR MESSIAS VITINHA	75'	Substitution	
			81' EDOARDO IANNONI ANDREA PINAMONTI
			81' LUCA LIPANI JOSH DOIG
CALEB EKUBAN	84'	Goal	
(JUNIOR MESSIAS)	84'	Assist	
			87' LUCA MORO ISMAËL KONÉ
SEBASTIAN OTOA STEFANO SABELLI	87'	Substitution	
			90+1' TARIK MUHAREMOVIĆ

Legend:

- Goals
- Owngoal
- Penalty
- Assist
- Yellow Card
- Substitution
- Red Card
- Double Yellow Card



Matchday 32
SERIE A CHAMPIONSHIP 2025-2026

MATCH REPORT

Genova 12/04/2026 LUIGI FERRARIS 12:30



GENOA

2-1

SASSUOLO



GAME TIME



Effective
played time:
58%

1st Half - 2nd Half
26'59" - 28'2"



BALL POSSESSION

GENOA

SASSUOLO

QUARTERS BALL POSSESSION

1H	0'-15'	2H	46'-60'
50.27%	49.73%	50.94%	49.06%
	16'-30'		61'-75'
63.31%	36.69%	39.22%	60.78%
	31'-46'		76'-95'
61.18%	38.82%	39.24%	60.76%

TEAM STATS

	GEN	SAS
Attempts	14	15
Attempts on target	7	6
Attempts on target from penalty box	8	10
Post		
Bar		
Attempts off target	5	7
Blocked Shots	3	2
Scoring Chances	1	1
Key Passes	10	10
Assists	2	
Fouls Committed	9	14
Corners	5	3
Offsides	1	1
Cross Completed/Total	2/14	5/14
Dribbling	2	6
Passes Completed	400	378
Passes Completed/Attempted (%)	87	86
Passes Final Third	77	56
Balls played forward	156	130
Long Passes	37	29
Saves	5	5
Gained Possessions	38	40

Genova 12/04/2026 LUIGI FERRARIS 12:30

GENOA

2-1

SASSUOLO



PLAYER STATS

GENOA		M	GC	OG	S	AS	CL	LB	FYC	SYC	RC
16	BIJLOW	96'	1		5			10			
27	MARCANDALLI	96'							52		
5	OSTIGÅRD	96'							81		
22	VÁSQUEZ	96'						1	66		
20	SABELLI	88'			1			3	60	3	
32	FRENDRUP	96'							58		
17	MALINOVSKYI	56'	1		3	2			47	2	
77	ELLERTSSON	46'							22		
8	BALDANZI	56'			3	1			34	1	3
9	VITINHA	76'			3	1	1	3	24	1	13
29	COLOMBO	56'			2	1		3	14		5
3	MARTÍN	40'							23		12
10	MESSIAS	20'							9	1	1
18	EKUBAN	40'	1		2	2		2	7		3
34	OTOA	8'							1	2	1
73	MASINI	40'							25		14

SASSUOLO		M	GC	OG	S	AS	CL	LB	FYC	SYC	RC
49	MURIĆ	96'	2		5		1	15			
6	WALUKIEWICZ	68'							26		19
21	IDZES	96'						1	59	1	46
80	MUHAREMOVIĆ	96'			1	1		1	59		42
3	DOIG	82'			1			1	52	3	37
90	I. KONÉ	88'	1		2	1		4	49	2	41
18	MATIĆ	68'							38		33
42	THORSTVEDT	96'			1	1	1		63		40
10	BERARDI	46'			3	3			25	1	8
99	PINAMONTI	82'			2				20		12
45	LAURIENTÉ	96'			5			1	58	2	35
7	VOLPATO	28'						1	25		13
24	L. MORO	8'							1		
25	W. COULIBALY	28'							20		15
35	LIPANI	14'							10	1	7
44	IANNONI	14'							9		5

Legend

FYC	Yellow Card
OG	Owngoal
BP	Balls Played
SYC	Double Yellow Card
RC	Red Card
G	Goals
GC	Goal Conceded
M	Minutes Played
AS	Assists
FS	Fouls Suffered
A	Attempts
AT	Attempts on target
SC	Scoring Chances
HW	Hit Woodwork
S	Saves
CL	Clearences
LB	Long Ball
P(%)	Passes Completed/Attempted (%)
KP	Key Passes
PA	Balls played forward
P	Passes Completed
R	Gained Possessions

PLAYERS RANKING

Attempts			Attempts on target			Passes Final Third			Scoring Chances		
1	LAURIENTÉ	SAS 5	1	BERARDI	SAS 3	1	SABELLI	GEN 15	1	THORSTVEDT	SAS 1
2	BERARDI	SAS 3	2	EKUBAN	GEN 2	2	LAURIENTÉ	SAS 13	2	VITINHA	GEN 1
3	MALINOVSKYI	GEN 3	3	MALINOVSKYI	GEN 2	3	BALDANZI	GEN 13			
4	BALDANZI	GEN 3	4	I. KONÉ	SAS 1	4	THORSTVEDT	SAS 8			
5	VITINHA	GEN 3	5	THORSTVEDT	SAS 1	5	MESSIAS	GEN 6			

Crosses			Passes Completed			Key Passes			Dribbling		
1	MARTÍN	GEN 5	1	OSTIGÅRD	GEN 68	1	DOIG	SAS 3	1	VOLPATO	SAS 2
2	SABELLI	GEN 5	2	VÁSQUEZ	GEN 51	2	SABELLI	GEN 3	2	LAURIENTÉ	SAS 1
3	BERARDI	SAS 4	3	IDZES	SAS 46	3	BALDANZI	GEN 3	3	BERARDI	SAS 1
4	LAURIENTÉ	SAS 3	4	FRENDRUP	GEN 42	4	LAURIENTÉ	SAS 2	4	IDZES	SAS 1
5	VOLPATO	SAS 2	5	MUHAREMOVIĆ	SAS 42	5	I. KONÉ	SAS 2	5	DOIG	SAS 1

Genova 12/04/2026 LUIGI FERRARIS 12:30



GENOA

2-1

SASSUOLO



TEAM INDICATORS

		56.39%	52.09%			
DANGEROUSITY IN MANEUVER ACTIONS		DANGEROUSITY IN TRANSITION ACTIONS	DANGEROUSITY IN MANEUVER ACTIONS		DANGEROUSITY IN TRANSITION ACTIONS	
57.81%		43%	54.01%		39.58%	
		22.18km/h	21.31km/h			
		9.29km/h	7.92km/h			
37%		63%	62%		38%	

RECORDMEN

PASS GAIN

Number of players overtaken by a vertical pass (only successful passes are considered).

It shows how much a player tends to overcome the opponent's pressure lines.

1	18	CALEB EKUBAN	5	1	10	DOMENICO BERARDI	3.8
2	3	AARÓN MARTÍN	3.5	2	49	ARIJANET MURIĆ	3.64
3	22	JOHAN VÁSQUEZ	3.25	3	44	EDOARDO IANNONI	3
4	77	MIKAEL ELLERTSSON	3.07	4	35	LUCA LIPANI	2.8
5	17	RUSLAN MALINOVSKYI	3.06	5	7	CRISTIAN VOLPATO	2.73

PASS RISK

Measures the player's propensity to risk the pass (only successful passes are considered).

1	29	LORENZO COLOMBO	38.88%	1	24	LUCA MORO	100%
2	3	AARÓN MARTÍN	27.6%	2	10	DOMENICO BERARDI	47.18%
3	20	STEFANO SABELLI	24.59%	3	49	ARIJANET MURIĆ	34.09%
4	17	RUSLAN MALINOVSKYI	24.42%	4	3	JOSH DOIG	23.33%
5	77	MIKAEL ELLERTSSON	19.4%	5	42	KRISTIAN THORSTVEDT	21.59%

RECEIVED PRESSURE

How much the player with the ball is pressed by the opposite team.

It depends on the speed, running direction and distance from the opponent who is at a shorter distance.

1	29	LORENZO COLOMBO	77.24%	1	24	LUCA MORO	83.24%
2	18	CALEB EKUBAN	74.14%	2	99	ANDREA PINAMONTI	71.96%
3	73	PATRIZIO MASINI	65.8%	3	35	LUCA LIPANI	66.64%
4	8	TOMMASO BALDANZI	65.24%	4	42	KRISTIAN THORSTVEDT	62.4%
5	9	VITINHA	61.63%	5	18	NEMANJA MATIĆ	56.87%

PASS AVAILABILITY

Ability of a player to get away from opponents to receive the ball.

It is computed for all the teammates of the player in possession.

1	34	SEBASTIAN OTOA	91.88%	1	25	WOYO COULIBALY	87.27%
2	20	STEFANO SABELLI	82.47%	2	80	TARIK MUHAREMOVIĆ	85.89%
3	5	LEO ØSTIGÅRD	78.66%	3	44	EDOARDO IANNONI	83.9%
4	27	ALESSANDRO MARCANDALLI	77.81%	4	3	JOSH DOIG	81.07%
5	77	MIKAEL ELLERTSSON	77.42%	5	6	SEBASTIAN WALUKIEWICZ	80.82%

Genova 12/04/2026 LUIGI FERRARIS 12:30



GENOA

2-1

SASSUOLO



PLAYERS RANKING (ATHLETICS PERFORMANCE)

Jog - Run - Sprint (km)			
1	MORTEN WETCHE FRENDRUP	Total 10.558	
	8.100	2.322	0.098
2	JOHAN FELIPE VASQUEZ IBARRA	Total 10.323	
	8.298	1.829	0.127
3	LEO SKIRI OSTIGARD	Total 8.809	
	7.543	1.112	0.070
4	ALESSANDRO MARCANDALLI	Total 8.762	
	7.408	1.234	0.055
5	VITOR MANUEL CARVALHO DE OLIVEIRA	Total 8.363	
	6.509	1.591	0.222

AVG Speed km/h (run)			
1	MESSIAS	GEN	19.730
2	MARTÍN	GEN	19.610
3	MALINOVSKYI	GEN	19.610
4	ELLERTSSON	GEN	19.588
5	SABELLI	GEN	19.586

AVG Speed km/h (sprint)			
1	ELLERTSSON	GEN	28.878
2	VÁSQUEZ	GEN	27.622
3	VITINHA	GEN	27.573
4	EKUBAN	GEN	27.567
5	COLOMBO	GEN	27.482

Jog - Run - Sprint (km)			
1	KRISTIAN THORSTVEDT	Total 10.413	
	8.405	1.875	0.080
2	ISMAËL KENNETH KONÉ	Total 9.322	
	7.527	1.595	0.119
3	JAY NOAH IDZES	Total 9.050	
	7.622	1.234	0.121
4	ARMAND GAETAN LAURIENTÉ	Total 9.004	
	7.210	1.500	0.224
5	JOSH THOMAS DOIG	Total 8.887	
	6.833	1.737	0.235

AVG Speed km/h (run)			
1	WALUKIEWICZ	SAS	19.714
2	DOIG	SAS	19.598
3	PINAMONTI	SAS	19.571
4	W. COULIBALY	SAS	19.546
5	MUHAREMOVIĆ	SAS	19.529

AVG Speed km/h (sprint)			
1	IDZES	SAS	27.888
2	LAURIENTÉ	SAS	27.828
3	WALUKIEWICZ	SAS	27.654
4	MUHAREMOVIĆ	SAS	27.352
5	W. COULIBALY	SAS	27.349

TEAM STATS (ATHLETICS PERFORMANCE)

Distance Covered (km) 97.339

Distance Covered (km) 95.759

Jog - Run - Sprint (km)		
77.898	17.163	1.508

Jog - Run - Sprint (km)		
78.034	15.391	1.533

Fitness data displayed in the report are the ones collected in real time and could be different to the post-processed ones, delivered to the coaching staff

Jog:	0-7 km/h	Run:	7.1-15 km/h	Sprint:	15.1+ km/h	Jog + Run + Sprint:	Distance covered
TOP Sprinter:	Top four players per team						

Genova 12/04/2026 LUIGI FERRARIS 12:30



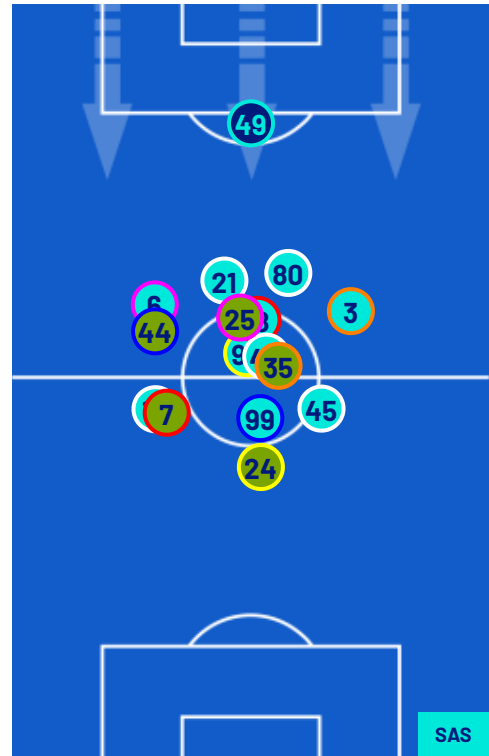
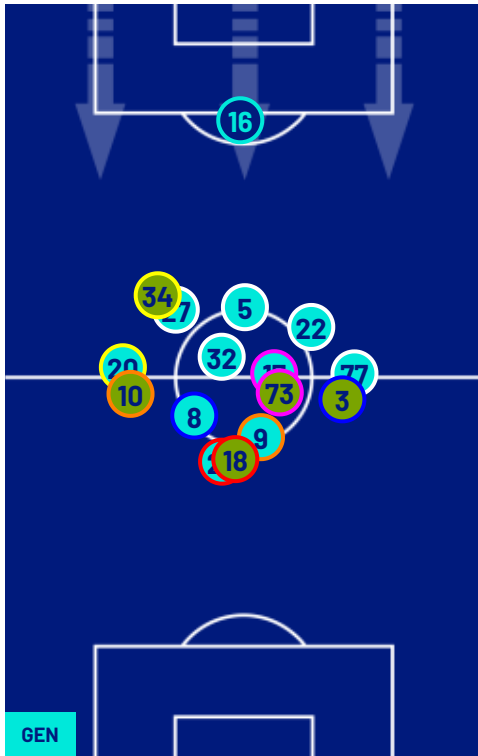
GENOA

2-1

SASSUOLO



PLAYERS AVERAGE POSITIONS



- Legend:
- | | | | | |
|------------------|-----------|------------|---------------------------|--|
| 1st Substitution | Player In | Player Out | Player In Substitution Of | |
| 2nd Substitution | Player In | Player Out | Player In Substitution Of | |
| 3rd Substitution | Player In | Player Out | Player In Substitution Of | |
| 4th Substitution | Player In | Player Out | Player In Substitution Of | |
| 5th Substitution | Player In | Player Out | Player In Substitution Of | |

Genova 12/04/2026 LUIGI FERRARIS 12:30



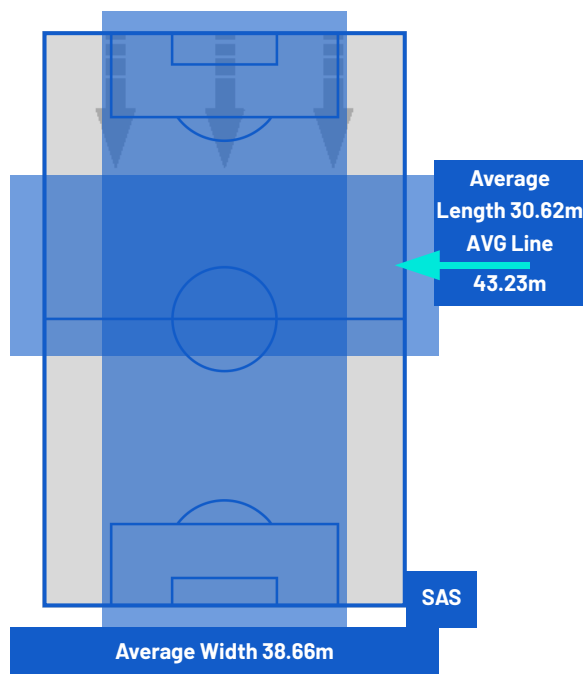
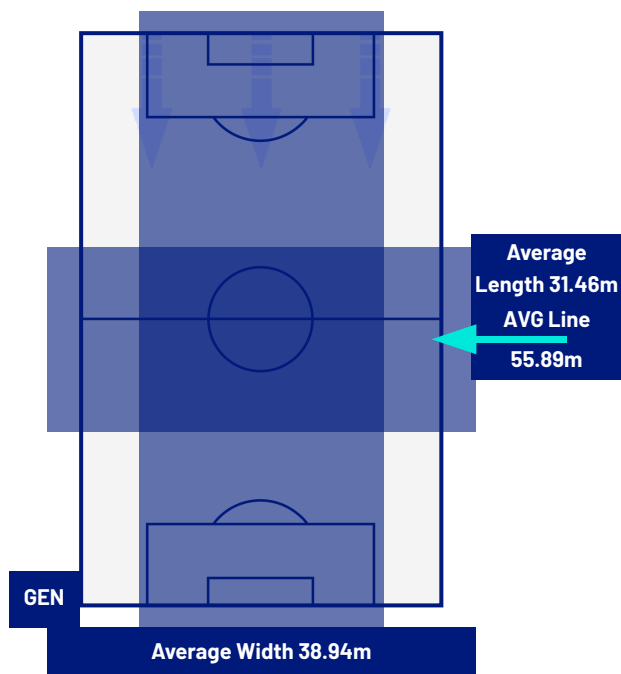
GENOA

2-1

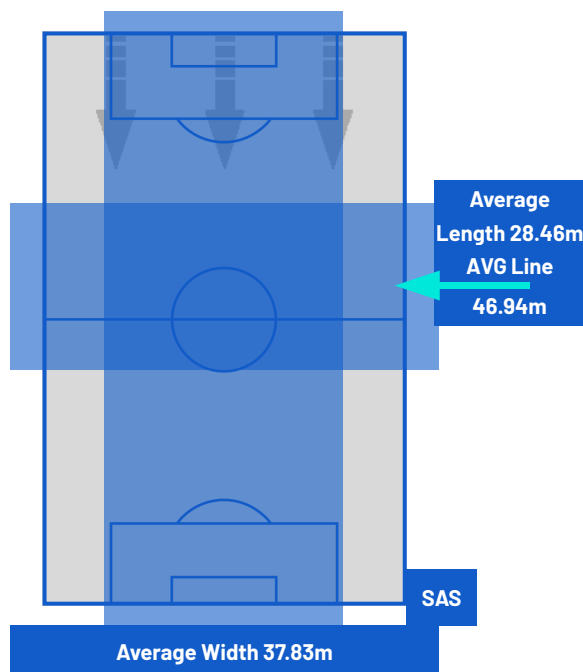
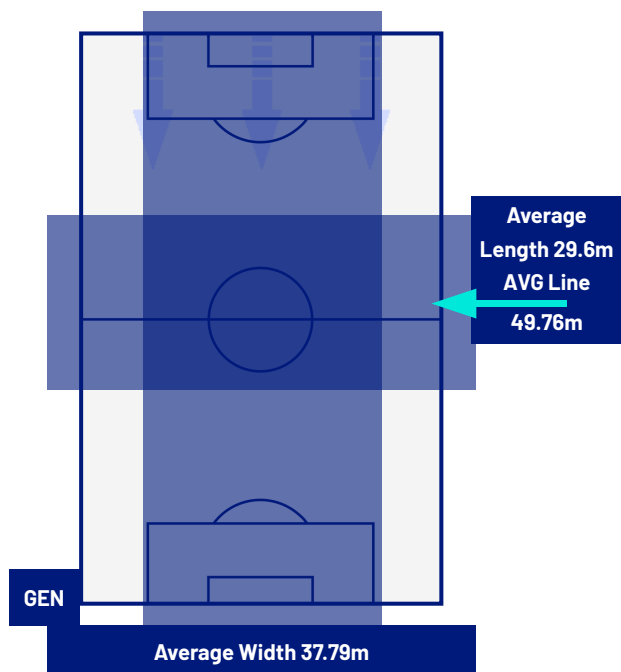
SASSUOLO



TEAM'S DEFENSE POSITION 1ST HALF



TEAM'S DEFENSE POSITION 2ND HALF



Genova 12/04/2026 LUIGI FERRARIS 12:30



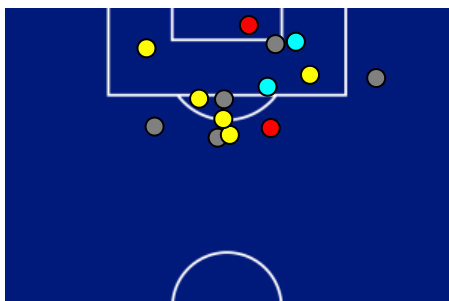
GENOA

2-1

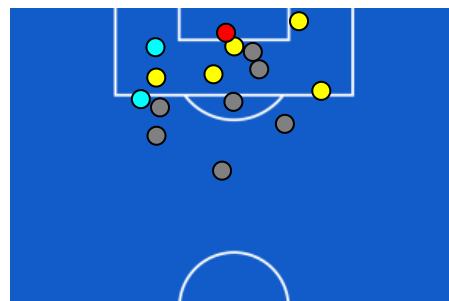
SASSUOLO



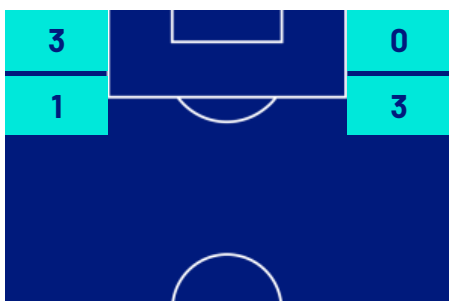
ATTEMPTS MAP



2	Goals	1
7	On target	6
5	Off target	7
3	Blocked	2



OPEN PLAY CROSSES MAP



2	Crosses completed	5
14	Total crosses	14
14	Accuracy (%)	36



642	Total Balls Played	643
167	DEFENSIVE	271
305	MIDFIELD	240
170	ATTACK ZONE	132

Genova 12/04/2026 LUIGI FERRARIS 12:30




GENOA

2-1

SASSUOLO



KEY PLAYERS

 STEFANO SABELLI	20
Position	Defender
Date of birth	13/01/1993
Nationality	ITA

 ISMAËL KENNETH KONÉ	90
Position	Midfielder
Date of birth	16/06/2002
Nationality	CAN

Jog 82% - Run 16% - Sprint 2%			Km 8.348
6.799	1.318	0.146	

Jog 81% - Run 18% - Sprint 1%			Km 9.322
7.527	1.595	0.119	

Mvp Stats	
Minutes Played	88
Goals	0
Scoring Chances	0
Attempts	1
Attempts on target	0 (0)
Assists	0
Balls Played	60
Passes Completed	36
Passes Completed/Attempted (%)	81
Key Passes	3
Gained Possessions	2
Fouls Suffered	3

Mvp Stats	
Minutes Played	88
Goals	1
Scoring Chances	0
Attempts	2
Attempts on target	1 (1)
Assists	0
Balls Played	49
Passes Completed	41
Passes Completed/Attempted (%)	100
Key Passes	2
Gained Possessions	4
Fouls Suffered	4

The above statistics are considered final 24 hours after the end of the match.

The disciplinary sanctions are unofficial, as they come from real-time tracking during the match. They will become official following approval by the relevant bodies.

In the case of uncertainty over the identity of a goalscorer, Lega Serie A will confirm this the day after each round of matches is completed.

The official data providers are Kama, Hawk-Eye, Math and Sport.