

MATCH REPORT



Matchday 30
SERIE A CHAMPIONSHIP 2025-2026



FIorentINA



INTER

Firenze 22/03/2026
ARTEMIO FRANCHI 20:45

Firenze 22/03/2026 ARTEMIO FRANCHI 20:45

FIorentINA

1-1

INTER



LINE-UPS

FIorentINA

| | |
|----|-------------|
| 43 | DE GEA (GK) |
| 2 | DODÔ |
| 5 | PONGRAČIĆ |
| 6 | RANIERI |
| 21 | GOSENS |
| 4 | BRESCIANINI |
| 44 | FAGIOLI |
| 27 | NDOUR |
| 65 | PARISI |
| 20 | KEAN |
| 10 | GUÐMUNDSSON |



Bench

| | |
|----|------------------|
| 50 | LEONARDELLI (GK) |
| 53 | CHRISTENSEN (GK) |
| 3 | RUGANI |
| 15 | COMUZZO |
| 17 | HARRISON |
| 22 | FAZZINI |
| 60 | KOUADIO |
| 62 | LUÍS BALBO |
| 80 | FABBIAN |
| 91 | PICCOLI |

INTER

| | | |
|------|----------------|----|
| (GK) | SOMMER | 1 |
| | BISSECK | 31 |
| | AKANJI | 25 |
| | CARLOS AUGUSTO | 30 |
| | DUMFRIES | 2 |
| | BARELLA | 23 |
| | ÇALHANOĞLU | 20 |
| | ZIELIŃSKI | 7 |
| | DIMARCO | 32 |
| | M. THURAM | 9 |
| | P. ESPOSITO | 94 |



Bench

| | | |
|------|---------------|----|
| (GK) | DI GENNARO | 12 |
| (GK) | J. MARTÍNEZ | 13 |
| | DE VRIJ | 6 |
| | SUČIĆ | 8 |
| | LUIS HENRIQUE | 11 |
| | BONNY | 14 |
| | ACERBI | 15 |
| | FRATTESI | 16 |
| | DIOUF | 17 |
| | DARMIAN | 36 |
| | SPINACCÈ | 47 |
| | MAYE | 49 |

Head Coach: **PAOLO VANOLI**

Assistant Coach: **ALEKSANDAR KOLAROV**

Referee: **ANDREA COLOMBO**
 Assistant referee: **KALED BAHRI**
 Assistant referee: **PIETRO DEI GIUDICI**

Fourth official: **PARIDE TREMOLADA**
 V.A.R.: **FABIO MARESCA**
 A.V.A.R.: **DAVIDE MASSA**

Firenze 22/03/2026 ARTEMIO FRANCHI 20:45



FIorentINA

1-1

INTER



MATCH EVENTS



Legend:

- Goals
- Penalty
- Yellow Card
- Red Card
- Double Yellow Card
- Own goal
- Assist
- Substitution

Firenze 22/03/2026 ARTEMIO FRANCHI 20:45



FIorentINA

1-1

INTER



GAME TIME



Effective
played time:
59%



1st Half - 2nd Half
27'54" - 28'55"

BALL POSSESSION

FIorentINA

INTER

QUARTERS BALL POSSESSION

| 1H | | 2H | |
|---------|---------|---------|---------|
| 0'-15' | 16'-30' | 0'-15' | 16'-30' |
| 45.7% | 54.3% | 28.87% | 71.13% |
| 37.21% | 62.79% | 56.25% | 43.75% |
| 31'-46' | 76'-95' | 31'-46' | 76'-95' |
| 29.41% | 70.59% | 48.29% | 51.71% |

TEAM STATS

| | FIO | INT |
|-------------------------------------|------|-------|
| Attempts | 15 | 12 |
| Attempts on target | 5 | 4 |
| Attempts on target from penalty box | 9 | 11 |
| Post | | |
| Bar | | |
| Attempts off target | 7 | 3 |
| Blocked Shots | 3 | 5 |
| Scoring Chances | 2 | 2 |
| Key Passes | 10 | 7 |
| Assists | | 1 |
| Fouls Committed | 16 | 12 |
| Corners | 3 | 5 |
| Offsides | 5 | 1 |
| Cross Completed/Total | 1/19 | 10/26 |
| Dribbling | 7 | 4 |
| Passes Completed | 336 | 504 |
| Passes Completed/Attempted (%) | 84 | 85 |
| Passes Final Third | 61 | 81 |
| Balls played forward | 162 | 182 |
| Long Passes | 22 | 42 |
| Saves | 3 | 4 |
| Gained Possessions | 48 | 46 |

Firenze 22/03/2026 ARTEMIO FRANCHI 20:45

FIorentINA

1-1

INTER



PLAYER STATS

| FIORENTINA | | M | GC | OG | S | AS | CL | LB | FYC | SYC | RC | | | | | | | | | | | | | | | | | | | | |
|------------|-------------|-----|----|----|---|----|----|----|-----|-----|----|---|----|-----|----|----|----|----|----|----|----|----|---|------|----|---|-----|-----|----|--|--|
| 43 | DE GEA | 96' | 1 | | 3 | | 1 | 20 | | | | M | G | OG | A | AT | HW | SC | FS | BP | AS | KP | P | P(%) | PA | R | FYC | SYC | RC | | |
| 2 | DODÔ | 96' | | | | | | | 1 | 62 | | 2 | 39 | 88 | 28 | 4 | | | | | | | | | | | | | | | |
| 5 | PONGRAČIĆ | 96' | | | | | | | 1 | 60 | | | | | | | | | | | | | | | | | | | | | |
| 6 | RANIERI | 96' | | | | | | | 2 | 68 | | | | | | | | | | | | | | | | | | | | | |
| 21 | GOSENS | 96' | | | | | | | | 62 | | | | | | | | | | | | | | | | | | | | | |
| 4 | BRESCIANINI | 96' | | | 1 | | | | | 43 | | | | | | | | | | | | | | | | | | | | | |
| 44 | FAGIOLI | 92' | | | 3 | | | | 1 | 70 | | 1 | 53 | 88 | 25 | 2 | | | | | | | | | | | | | | | |
| 27 | NDOUR | 96' | 1 | | 3 | 2 | | | 1 | 51 | | 2 | 27 | 87 | 12 | 5 | 1 | | | | | | | | | | | | | | |
| 65 | PARISI | 70' | | | 1 | 1 | | 1 | 5 | 27 | | 2 | 17 | 89 | 15 | 4 | | | | | | | | | | | | | | | |
| 20 | KEAN | 87' | | | 2 | 1 | | | 1 | 23 | | | 6 | 54 | 4 | 1 | 1 | | | | | | | | | | | | | | |
| 10 | GUÐMUNDSSON | 92' | | | 4 | 1 | | 1 | | 40 | | 1 | 23 | 88 | 15 | 2 | | | | | | | | | | | | | | | |
| 15 | COMUZZO | 4' | | | | | | | | 1 | | | | | | | | | | | | | | | | | | | | | |
| 17 | HARRISON | 27' | | | 1 | | | | | 22 | | 1 | 12 | 85 | 11 | | | | | | | | | | | | | | | | |
| 80 | FABBIAN | 4' | | | | | | | | 1 | | | | | | | | | | | | | | | | | | | | | |
| 91 | PICCOLI | 10' | | | | | | | | 2 | | | 1 | 100 | 1 | | | | | | | | | | | | | | | | |

| INTER | | M | GC | OG | S | AS | CL | LB | FYC | SYC | RC | | | | | | | | | | | | | | | | | | | | | |
|-------|----------------|-----|----|----|---|----|----|----|-----|-----|----|---|----|----|----|----|----|----|----|----|----|----|---|------|----|---|-----|-----|----|--|--|--|
| 1 | SOMMER | 96' | 1 | | 4 | | | 25 | | | | M | G | OG | A | AT | HW | SC | FS | BP | AS | KP | P | P(%) | PA | R | FYC | SYC | RC | | | |
| 31 | BISSECK | 96' | | | 1 | | | | 2 | 84 | | | | | | | | | | | | | | | | | | | | | | |
| 25 | AKANJI | 96' | | | 2 | 1 | | | 3 | 81 | | | | | | | | | | | | | | | | | | | | | | |
| 30 | CARLOS AUGUSTO | 47' | | | | | | | 46 | | | | | | | | | | | | | | | | | | | | | | | |
| 2 | DUMFRIES | 87' | | | 1 | | | | 1 | 51 | | | | | | | | | | | | | | | | | | | | | | |
| 23 | BARELLA | 84' | | | | | | | 64 | 1 | 4 | | | | | | | | | | | | | | | | | | | | | |
| 20 | ÇALHANOĞLU | 70' | | | | | | | 82 | | 1 | | | | | | | | | | | | | | | | | | | | | |
| 7 | ZIELIŃSKI | 96' | | | 1 | | | | 2 | 51 | | 1 | 42 | 93 | 25 | 3 | | | | | | | | | | | | | | | | |
| 32 | DIMARCO | 96' | | | 1 | | | | 2 | 76 | | | | | | | | | | | | | | | | | | | | | | |
| 9 | M. THURAM | 70' | | | 1 | | | | 2 | 28 | | | | | | | | | | | | | | | | | | | | | | |
| 94 | P. ESPOSITO | 96' | 1 | | 4 | 3 | | 2 | 2 | 47 | | | | | | | | | | | | | | | | | | | | | | |
| 8 | SUČIĆ | 13' | | | | | | | | 8 | | | | | | | | | | | | | | | | | | | | | | |
| 11 | LUIS HENRIQUE | 10' | | | | | | | | 2 | | | | | | | | | | | | | | | | | | | | | | |
| 14 | BONNY | 27' | | | | | | | 1 | 8 | | | | | | | | | | | | | | | | | | | | | | |
| 15 | ACERBI | 50' | | | | | | | | 43 | | 1 | 27 | 93 | 1 | 5 | | | | | | | | | | | | | | | | |
| 16 | FRATTESI | 27' | | | 1 | | | | | 10 | | | | | | | | | | | | | | | | | | | | | | |

Legend

| | |
|------|--------------------------------|
| FYC | Yellow Card |
| OG | Owngoal |
| BP | Balls Played |
| SYC | Double Yellow Card |
| RC | Red Card |
| G | Goals |
| GC | Goal Conceded |
| M | Minutes Played |
| AS | Assists |
| FS | Fouls Suffered |
| A | Attempts |
| AT | Attempts on target |
| SC | Scoring Chances |
| HW | Hit Woodwork |
| S | Saves |
| CL | Clearences |
| LB | Long Ball |
| P(%) | Passes Completed/Attempted (%) |
| KP | Key Passes |
| PA | Balls played forward |
| P | Passes Completed |
| R | Gained Possessions |

PLAYERS RANKING

| Attempts | | Attempts on target | | Passes Final Third | | Scoring Chances | |
|----------|-------------------|--------------------|-------------------|--------------------|-------------------|-----------------|-------------------|
| 1 | GUÐMUNDSSON FIO 4 | 1 | P. ESPOSITO INT 3 | 1 | ÇALHANOĞLU INT 12 | 1 | P. ESPOSITO INT 2 |
| 2 | P. ESPOSITO INT 4 | 2 | NDOUR FIO 2 | 2 | DUMFRIES INT 11 | 2 | GUÐMUNDSSON FIO 1 |
| 3 | NDOUR FIO 3 | 3 | GUÐMUNDSSON FIO 1 | 3 | BARELLA INT 11 | 3 | PARISI FIO 1 |
| 4 | FAGIOLI FIO 3 | 4 | PARISI FIO 1 | 4 | DODÔ FIO 9 | | |
| 5 | AKANJI INT 2 | 5 | AKANJI INT 1 | 5 | PARISI FIO 9 | | |

| Crosses | | Passes Completed | | Key Passes | | Dribbling | |
|---------|-------------------|------------------|-------------------|------------|-------------------|-----------|-------------------|
| 1 | DIMARCO INT 8 | 1 | ÇALHANOĞLU INT 66 | 1 | BARELLA INT 4 | 1 | GUÐMUNDSSON FIO 1 |
| 2 | DODÔ FIO 7 | 2 | AKANJI INT 57 | 2 | NDOUR FIO 2 | 2 | BONNY INT 1 |
| 3 | DUMFRIES INT 6 | 3 | BISSECK INT 55 | 3 | DODÔ FIO 2 | 3 | NDOUR FIO 1 |
| 4 | ÇALHANOĞLU INT 4 | 4 | FAGIOLI FIO 53 | 4 | PARISI FIO 2 | 4 | DODÔ FIO 1 |
| 5 | GUÐMUNDSSON FIO 3 | 5 | DIMARCO INT 52 | 5 | GUÐMUNDSSON FIO 1 | 5 | DIMARCO INT 1 |

Firenze 22/03/2026 ARTEMIO FRANCHI 20:45

FIorentINA

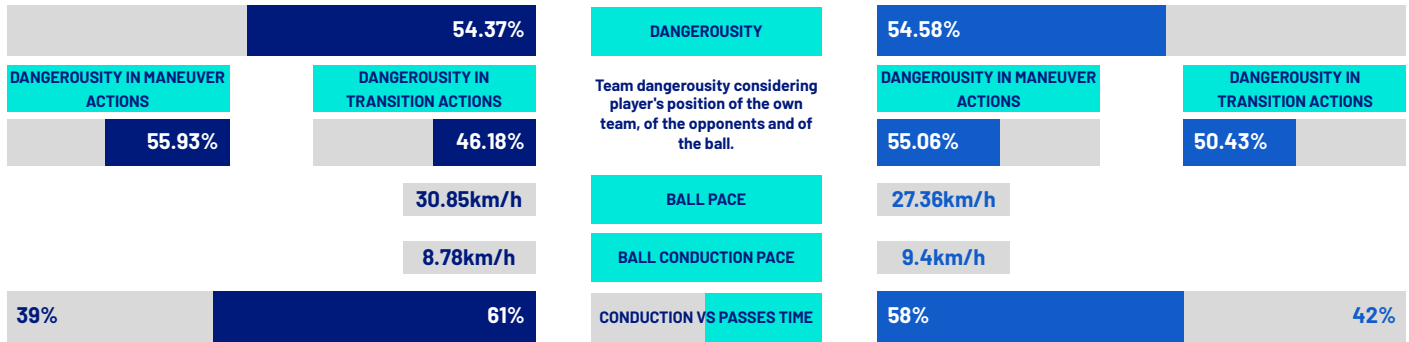
1-1

INTER



COACH

TEAM INDICATORS



RECORDMEN

PASS GAIN

Number of players overtaken by a vertical pass (only successful passes are considered).

It shows how much a player tends to overcome the opponent's pressure lines.

| | | | | | | | |
|---|----|----------------|------|---|----|------------------|------|
| 1 | 43 | DAVID DE GEA | 3.63 | 1 | 7 | PIOTR ZIELIŃSKI | 3.67 |
| 2 | 44 | NICOLÒ FAGIOLI | 3.47 | 2 | 15 | FRANCESCO ACERBI | 3 |
| 3 | 2 | DODÔ | 3.17 | 3 | 9 | MARCUS THURAM | 3 |
| 4 | 20 | MOISE KEAN | 3 | 4 | 20 | HAKAN ÇALHANOĞLU | 2.93 |
| 5 | 27 | CHER NDOUR | 2.57 | 5 | 32 | FEDERICO DIMARCO | 2.78 |

PASS RISK

Measures the player's propensity to risk the pass (only successful passes are considered).

| | | | | | | | |
|---|----|-------------------|--------|---|----|------------------|--------|
| 1 | 43 | DAVID DE GEA | 46% | 1 | 7 | PIOTR ZIELIŃSKI | 50.4% |
| 2 | 6 | LUCA RANIERI | 29.87% | 2 | 25 | MANUEL AKANJİ | 30.17% |
| 3 | 4 | MARCO BRESCIANINI | 21.83% | 3 | 2 | DENZEL DUMFRIES | 27.59% |
| 4 | 65 | FABIANO PARISI | 21.17% | 4 | 31 | YANN BISSECK | 22.93% |
| 5 | 44 | NICOLÒ FAGIOLI | 20.76% | 5 | 32 | FEDERICO DIMARCO | 20.68% |

RECEIVED PRESSURE

How much the player with the ball is pressed by the opposite team.

It depends on the speed, running direction and distance from the opponent who is at a shorter distance.

| | | | | | | | |
|---|----|-------------------|--------|---|----|------------------------|--------|
| 1 | 80 | GIOVANNI FABBIAN | 79.31% | 1 | 94 | FRANCESCO PIO ESPOSITO | 75.99% |
| 2 | 91 | ROBERTO PICCOLI | 74.08% | 2 | 16 | DAVIDE FRATTESI | 75.31% |
| 3 | 20 | MOISE KEAN | 72.4% | 3 | 14 | ANGE-YOAN BONNY | 73.94% |
| 4 | 4 | MARCO BRESCIANINI | 66.11% | 4 | 9 | MARCUS THURAM | 72.35% |
| 5 | 27 | CHER NDOUR | 63.19% | 5 | 7 | PIOTR ZIELIŃSKI | 58.99% |

PASS AVAILABILITY

Ability of a player to get away from opponents to receive the ball.

It is computed for all the teammates of the player in possession.

| | | | | | | | |
|---|----|-----------------|--------|---|----|------------------|--------|
| 1 | 91 | ROBERTO PICCOLI | 86.6% | 1 | 11 | LUIS HENRIQUE | 90.33% |
| 2 | 6 | LUCA RANIERI | 81.63% | 2 | 8 | PETAR SUĆIĆ | 86.85% |
| 3 | 5 | MARIN PONGRAČIĆ | 81.34% | 3 | 30 | CARLOS AUGUSTO | 81.91% |
| 4 | 2 | DODÔ | 79.33% | 4 | 25 | MANUEL AKANJİ | 77.15% |
| 5 | 21 | ROBIN GOSENS | 77.05% | 5 | 15 | FRANCESCO ACERBI | 74.96% |

Firenze 22/03/2026 ARTEMIO FRANCHI 20:45



FIORENTINA

1-1

INTER



PLAYERS RANKING (ATHLETICS PERFORMANCE)

| Jog - Run - Sprint (km) | | | |
|-------------------------|-----------------------------|-----------------|-------|
| 1 | MARCO BRESCIANINI | Total 12.494 | |
| | 8.838 | 3.427 | 0.185 |
| 2 | ROBIN EVERARDUS GOSENS | Total 12.134 | |
| | 9.045 | 2.873 | 0.189 |
| 3 | CHER NDOUR | Total 12.039 | |
| | 8.781 | 2.965 | 0.236 |
| 4 | NICOLÒ FAGIOLI | Total 11.524 | |
| | 8.598 | 2.752 | 0.097 |
| 5 | DOMILSON CORDEIRO DOS SANTO | Total 11.238 | |
| | 8.016 | 2.744 | 0.411 |

| Jog - Run - Sprint (km) | | | |
|-------------------------|---------------------------|-----------------|-------|
| 1 | PIOTR SEBASTIAN ZIELINSKI | Total 12.154 | |
| | 9.224 | 2.763 | 0.127 |
| 2 | NICOLÒ BARELLA | Total 11.272 | |
| | 8.047 | 2.983 | 0.207 |
| 3 | FRANCESCO PIO ESPOSITO | Total 11.086 | |
| | 8.539 | 2.393 | 0.077 |
| 4 | FEDERICO DIMARCO | Total 11.029 | |
| | 8.042 | 2.435 | 0.495 |
| 5 | YANN AUREL BISSECK | Total 10.756 | |
| | 8.428 | 2.043 | 0.194 |

| AVG Speed km/h (run) | | | |
|----------------------|----------|-----|--------|
| 1 | PICCOLI | FIO | 19.792 |
| 2 | COMUZZO | FIO | 19.747 |
| 3 | DODÔ | FIO | 19.695 |
| 4 | KEAN | FIO | 19.694 |
| 5 | HARRISON | FIO | 19.632 |

| AVG Speed km/h (run) | | | |
|----------------------|----------|-----|--------|
| 1 | FRATTESI | INT | 19.720 |
| 2 | DUMFRIES | INT | 19.645 |
| 3 | DIMARCO | INT | 19.633 |
| 4 | BISSECK | INT | 19.619 |
| 5 | SUČIĆ | INT | 19.617 |

| AVG Speed km/h (sprint) | | | |
|-------------------------|---------|-----|--------|
| 1 | KEAN | FIO | 28.181 |
| 2 | PICCOLI | FIO | 28.081 |
| 3 | DODÔ | FIO | 27.631 |
| 4 | FABBIAN | FIO | 27.539 |
| 5 | PARISI | FIO | 27.285 |

| AVG Speed km/h (sprint) | | | |
|-------------------------|----------|-----|--------|
| 1 | ACERBI | INT | 28.129 |
| 2 | BISSECK | INT | 27.586 |
| 3 | DIMARCO | INT | 27.423 |
| 4 | BARELLA | INT | 27.259 |
| 5 | DUMFRIES | INT | 27.244 |

TEAM STATS (ATHLETICS PERFORMANCE)

Distance Covered (km) 119.663

Distance Covered (km) 118.807

| Jog - Run - Sprint (km) | | |
|-------------------------|--------|-------|
| 89.703 | 26.875 | 2.278 |

| Jog - Run - Sprint (km) | | |
|-------------------------|--------|-------|
| 90.370 | 25.641 | 2.000 |

Fitness data displayed in the report are the ones collected in real time and could be different to the post-processed ones, delivered to the coaching staff

| | | | | | | | |
|---------------|---------------------------|------|-------------|---------|------------|---------------------|------------------|
| Jog: | 0-7 km/h | Run: | 7.1-15 km/h | Sprint: | 15.1+ km/h | Jog + Run + Sprint: | Distance covered |
| TOP Sprinter: | Top four players per team | | | | | | |

Firenze 22/03/2026 ARTEMIO FRANCHI 20:45



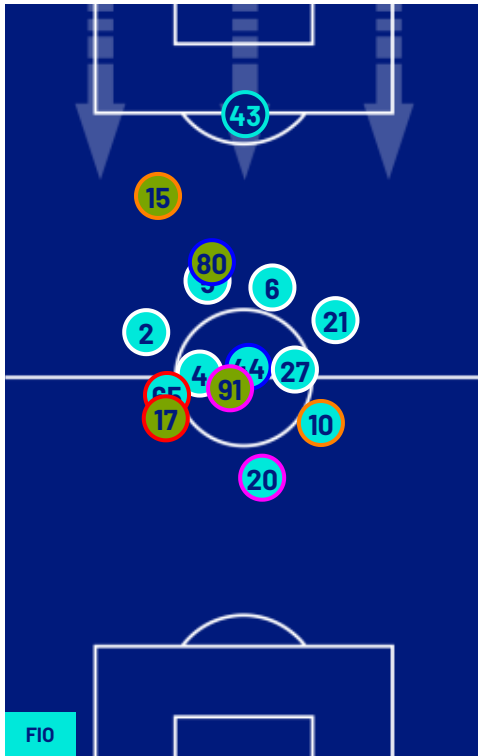
FIorentINA

1-1

INTER



PLAYERS AVERAGE POSITIONS



- Legend:
- 1st Substitution
 - 2nd Substitution
 - 3rd Substitution
 - 4th Substitution
 - 5th Substitution
 - Player In
 - Player In
 - Player In
 - Player In
 - Player In
 - Player Out
 - Player Out
 - Player Out
 - Player Out
 - Player Out
 - Player In Substitution Of
 - Player In Substitution Of
 - Player In Substitution Of
 - Player In Substitution Of

Firenze 22/03/2026 ARTEMIO FRANCHI 20:45



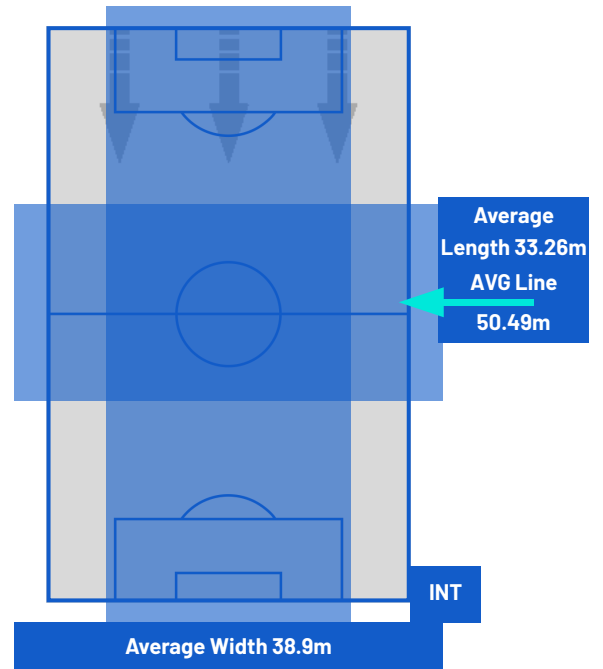
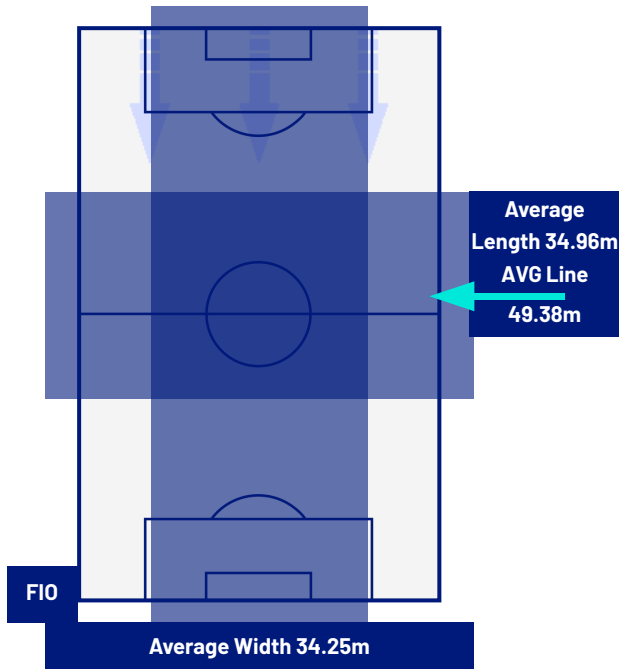
FIorentINA

1-1

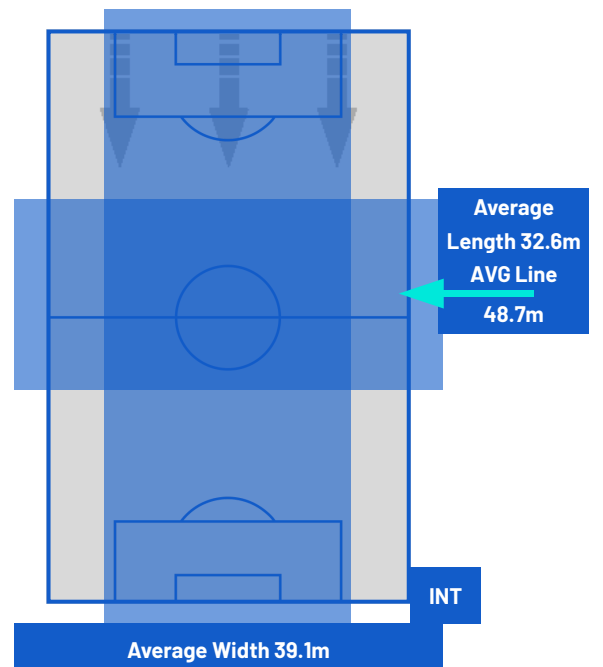
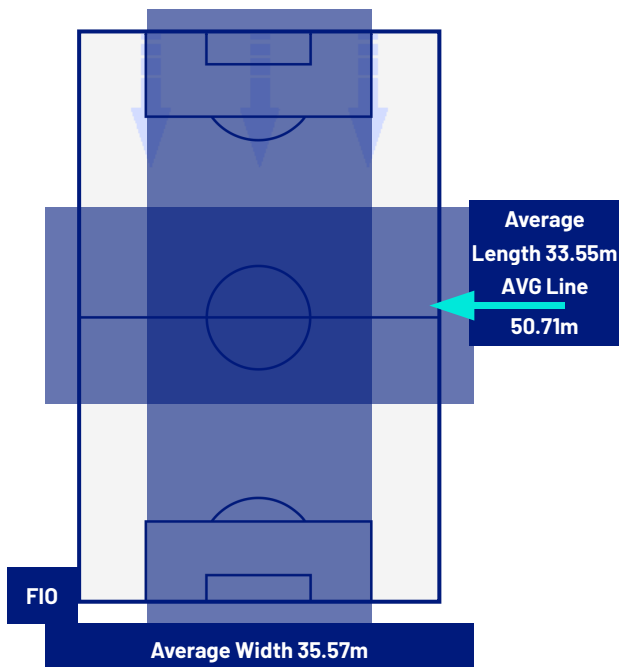
INTER



TEAM'S DEFENSE POSITION 1ST HALF



TEAM'S DEFENSE POSITION 2ND HALF



Firenze 22/03/2026 ARTEMIO FRANCHI 20:45



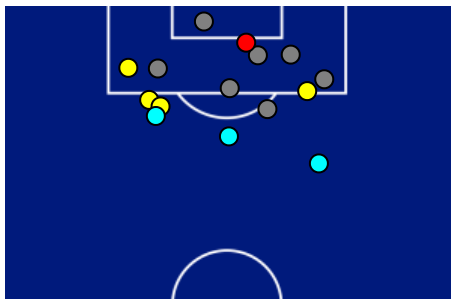
FIorentINA

1-1

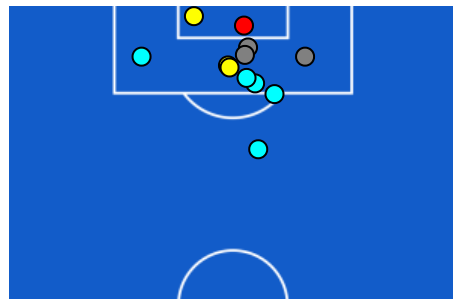
INTER



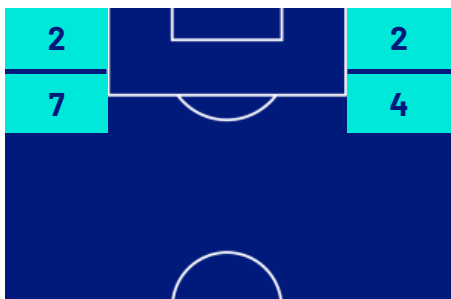
ATTEMPTS MAP



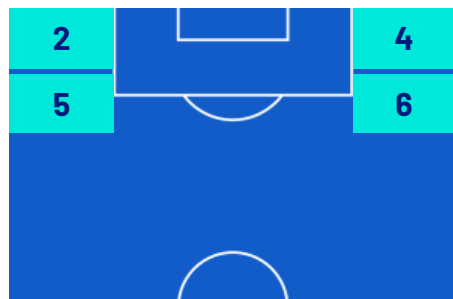
| | | |
|---|------------|---|
| 1 | Goals | 1 |
| 5 | On target | 4 |
| 7 | Off target | 3 |
| 3 | Blocked | 5 |



OPEN PLAY CROSSES MAP



| | | |
|----|-------------------|----|
| 1 | Crosses completed | 10 |
| 19 | Total crosses | 26 |
| 5 | Accuracy (%) | 38 |



| | | |
|-----|--------------------|-----|
| 647 | Total Balls Played | 829 |
| 218 | DEFENSIVE | 323 |
| 287 | MIDFIELD | 319 |
| 142 | ATTACK ZONE | 187 |

Firenze 22/03/2026 ARTEMIO FRANCHI 20:45



FIorentINA

1-1

INTER



KEY PLAYERS

| | |
|--|------------|
|  NICOLÒ FAGIOLI | 44 |
| Position | Midfielder |
| Date of birth | 12/02/2001 |
| Nationality | ITA |

Jog 75% - Run 24% - Sprint 1% **Km 11.524**

| | | |
|--------------|--------------|--------------|
| 8.598 | 2.752 | 0.097 |
|--------------|--------------|--------------|

Mvp Stats

| | |
|--------------------------------|--------------|
| Minutes Played | 92 |
| Goals | 0 |
| Scoring Chances | 0 |
| Attempts | 3 |
| Attempts on target | 0 (0) |
| Assists | 0 |
| Balls Played | 70 |
| Passes Completed | 53 |
| Passes Completed/Attempted (%) | 88 |
| Key Passes | 1 |
| Gained Possessions | 2 |
| Fouls Suffered | 1 |

| | |
|---|------------|
|  FRANCESCO PIO ESPOSITO | 94 |
| Position | Forward |
| Date of birth | 28/06/2005 |
| Nationality | ITA |

Jog 78% - Run 21% - Sprint 1% **Km 11.086**

| | | |
|--------------|--------------|--------------|
| 8.539 | 2.393 | 0.077 |
|--------------|--------------|--------------|

Mvp Stats

| | |
|--------------------------------|--------------|
| Minutes Played | 96 |
| Goals | 1 |
| Scoring Chances | 2 |
| Attempts | 4 |
| Attempts on target | 3 (1) |
| Assists | 0 |
| Balls Played | 47 |
| Passes Completed | 20 |
| Passes Completed/Attempted (%) | 62 |
| Key Passes | 0 |
| Gained Possessions | 4 |
| Fouls Suffered | 2 |

The above statistics are considered final 24 hours after the end of the match.

The disciplinary sanctions are unofficial, as they come from real-time tracking during the match. They will become official following approval by the relevant bodies.

In the case of uncertainty over the identity of a goalscorer, Lega Serie A will confirm this the day after each round of matches is completed.

The official data providers are Kama, Hawk-Eye, Math and Sport.