MATCH REPORT

Matchday 12

SERIE A CHAMPIONSHIP 2026-2027

MONZA

FIORENTINA

Monza 23/11/2026

BRIANTEO 20:45

MATCH REPORT

Monza 23/11/2026 BRIANTEO 20:45

MONZA 3-0 FIORENTINA

LINE-UPS

MONZA		FIORENTINA	
20	THIAM (GK)	(GK) DE GEA	43
60	KOUADIO	JIMÉNEZ	20
2	GOGLICHIDZE	DRĂGUȘIN	3
44	A. CARBONI	VIERY	33
19	BIRINDELLI	JOÃO MÁRIO	17
14	AKINSANMIRO	NDOUR	27
21	LE. COLOMBO	OULAÏ	42
32	PESSINA	MASTANTUONO	30
7	MANGAS	PEDRO GONÇALVES	28
9	VARELA	GNONTO	29
46	ROBINSON	PELLEGRINO	32

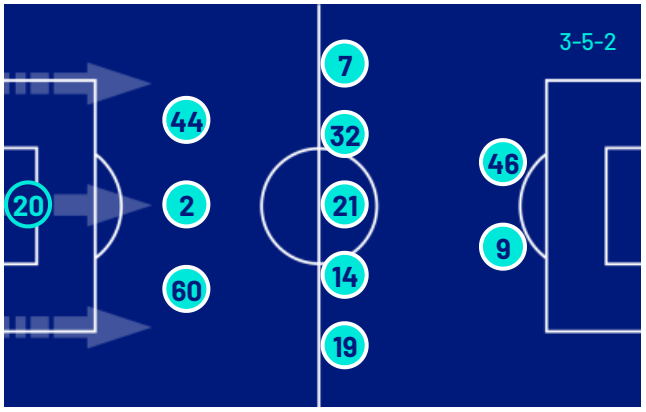

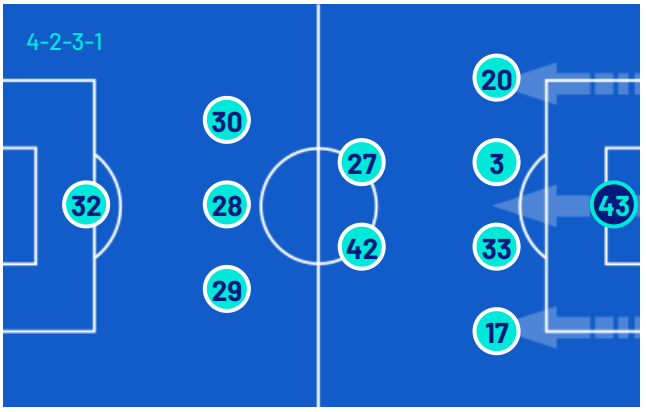

Bench		Bench	
1	TÖRNQVIST (GK)	(GK) LEZZERINI	19
43	STRAJNAR (GK)	(GK) CHRISTENSEN	53
3	LUCCHESI	DODÔ	2
4	ZIÓŁKOWSKI	BRESCIANINI	4
6	ANTOV	RANIERI	6
8	FOE-ONDOA	ATTA	14
10	CUTRONE	VALDEPEÑAS	21
11	FORSON	BETO	23
22	ZEBALLOS	NJIE	25
24	BAKOUNE	FAGIOLI	44
27	I. TOURÉ	MAZZEO	72
28	COLPANI		
47	DANY MOTA		
80	MOUT		

Assistant Coach: **MATTEO PARO**

Head Coach: **PAOLO VANOLI**

Referee:	**DANIELE DOVERI**	Fourth official:	**KEVIN BONACINA**
Assistent referee:	**GIACOMO MONACO**	V.A.R.:	**MANUEL VOLPI**
Assistent referee:	**AYOUB EL FILALI**	A.V.A.R.:	**VALERIO MARINI**

MATCH REPORT

Monza 23/11/2026 BRIANTEO 20:45

MONZA 3-0 FIORENTINA

MATCH EVENTS

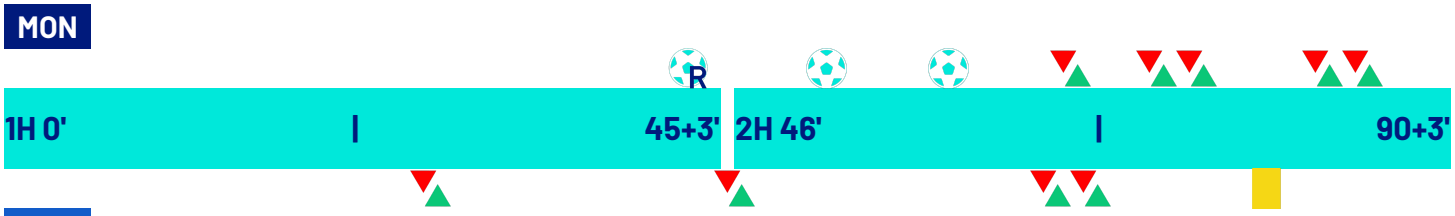

MONZA		FIORENTINA	
3			0
GUSTAVO VARELA	45'		
		28'	LUCA RANIERI | VIERY
		45'	ALIEU NJIE | PEDRO GONÇALVES
GUSTAVO VARELA	51'		
(MATTEO PESSINA)	51'		
JAY ROBINSON	59'		
		67'	VÍCTOR VALDEPEÑAS | WILFRIED GNONTO
		67'	BETO | FRANCO MASTANTUONO
D. MOTA | JAY ROBINSON	67'		
JAN ZIÓŁKOWSKI | EDDY KOUADIO	74'		
MANGA FOE ONDOA | EBENEZER AKINSANMIRO	74'		
		80'	RADU DRAGUSIN
IDRISSA TOURÉ | MATTEO PESSINA	85'		
LORENZO LUCCHESI | SAMUELE BIRINDELLI	85'		

Legend:

Goals · Penalty · Yellow Card · Red Card · Double Yellow Card
Owngoal · Assist · Substitution

MATCH REPORT

Monza 23/11/2026 BRIANTEO 20:45

MONZA 3-0 FIORENTINA

GAME TIME

94'15"

Effective played time: 68%

64'27"

1st Half - 2nd Half
32'09" - 32'18"

BALL POSSESSION

MONZA FIORENTINA

QUARTERS BALL POSSESSION

	MONZA	FIORENTINA
1H 0'-15'	34.51%	65.49%
2H 46'-60'	60.74%	39.26%
16'-30'	48.9%	51.1%
61'-75'	30.41%	69.59%
31'-47'	55.56%	44.44%
76'-94'	38.07%	61.93%

TEAM STATS

	MON	FIO
Attempts	13	17
Attempts on target	5	8
Attempts on target from penalty box	11	8
Post		1
Bar		
Attempts off target	4	5
Blocked Shots	4	3
Scoring Chances	1	3
Key Passes	12	14
Assists	1	
Fouls Committed	8	13
Corners	3	7
Offsides	1	1
Cross Completed/Total	3/20	6/34
Dribblings	10	12
Passes Completed	355	471
Passes Completed/Attempted (%)	84	88
Passes Final Third	84	136
Balls played forward	143	280
Long Passes	39	31
Saves	9	2
Gained Possessions	57	51

MATCH REPORT

Monza 23/11/2026 BRIANTEO 20:45

MONZA 3-0 FIORENTINA

PLAYER STATS

MONZA		M	GC	OG	S	AS	CL	LB	FYC	SYC	RC
20	THIAM	95'			9		3	25			

		M	G	OG	A	AT	HW	SC	FS	BP	AS	KP	P	P(%)	PA	R	FYC	SYC	RC
60	KOUADIO	76'								50			26	83	5	8			
2	GOGLICHIDZE	95'							2	53			29	93	6	7			
44	A. CARBONI	95'								76			49	90	17	10			
19	BIRINDELLI	87'			2	1				53			27	93	12	3			
14	AKINSANMIRO	76'							1	24		1	16	94	10	4			
21	LE. COLOMBO	95'			1				2	74		1	44	86	19	4			
32	PESSINA	87'			1	1				65	1	3	48	85	24	3			
7	MANGAS	95'							1	60		5	39	86	22	2			
9	VARELA	95'	2		4	2		1	1	32		1	12	63	7	3			
46	ROBINSON	69'	1		2	1			2	38			18	85	10	4			
3	LUCCHESI	8'			1					9			2	66	2				
4	ZIÓŁKOWSKI	19'								12			4	66	1	1			
8	FOE-ONDOA	19'								7		1	2	100	2				
27	I. TOURÉ	8'								5			3	100	2	1			
47	DANY MOTA	26'			2				1	13			6	75	4				

FIORENTINA		M	GC	OG	S	AS	CL	LB	FYC	SYC	RC
43	DE GEA	95'	3		2			11			

		M	G	OG	A	AT	HW	SC	FS	BP	AS	KP	P	P(%)	PA	R	FYC	SYC	RC
20	JIMÉNEZ	95'			1	1			2	74		5	38	80	24	5			
3	DRĂGUȘIN	95'			1					80			54	96	21	7	1		
33	VIERY	28'								28			24	96	11				
17	JOÃO MÁRIO	95'			1	1				93		1	57	81	31	7			
27	NDOUR	95'								82		2	62	93	41	11			
42	OULAÏ	95'			2	1			1	88		1	69	97	47	9			
30	MASTANTUONO	69'			2	1				34		1	15	75	14	2			
28	PEDRO GONÇALVES	48'			1				1	31			17	73	12	1			
29	GNONTO	69'			2	1			1	44		1	32	96	23	2			
32	PELLEGRINO	95'			2	1			2	33		1	13	68	8	1			
6	RANIERI	68'								50			34	94	16	1			
21	VALDEPEÑAS	26'							1	26			17	89	15	1			
23	BETO	26'			3		1	1		5			2	100	2				
25	NJIE	48'			2	2		2		31		2	17	85	15	1			

Legend

FYC	Yellow Card
OG	Owngoal
BP	Balls Played
SYC	Double Yellow Card
RC	Red Card
G	Goals
GC	Goal Conceded
M	Minutes Played
AS	Assists
FS	Fouls Suffered
A	Attempts
AT	Attempts on target
SC	Scoring Chances
HW	Posts
S	Saves
CL	Clearences
LB	Long Ball
P(%)	Passes Completed/Attempted (%)
KP	Key Passes
PA	Balls played forward
P	Passes Completed
R	Gained Possessions

PLAYERS RANKING

Attempts			
1	VARELA	MON	4
2	BETO	FIO	3
3	NJIE	FIO	2
4	OULAÏ	FIO	2
5	DANY MOTA	MON	2

Attempts on target			
1	NJIE	FIO	2
2	VARELA	MON	2
3	OULAÏ	FIO	1
4	MASTANTUONO	FIO	1
5	ROBINSON	MON	1

Passes Final Third			
1	NDOUR	FIO	23
2	OULAÏ	FIO	18
3	MANGAS	MON	15
4	NJIE	FIO	14
5	PESSINA	MON	14

Scoring Chances			
1	NJIE	FIO	2
2	BETO	FIO	1
3	VARELA	MON	1

Crosses			
1	BIRINDELLI	MON	7
2	JIMÉNEZ	FIO	7
3	MANGAS	MON	6
4	JOÃO MÁRIO	FIO	5
5	VALDEPEÑAS	FIO	4

Passes Completed			
1	OULAÏ	FIO	69
2	NDOUR	FIO	62
3	JOÃO MÁRIO	FIO	57
4	DRĂGUȘIN	FIO	54
5	A. CARBONI	MON	49

Key Passes			
1	MANGAS	MON	5
2	JIMÉNEZ	FIO	5
3	PESSINA	MON	3
4	NJIE	FIO	2
5	NDOUR	FIO	2

Dribblings			
1	JIMÉNEZ	FIO	4
2	ROBINSON	MON	3
3	JOÃO MÁRIO	FIO	3
4	MANGAS	MON	3
5	LE. COLOMBO	MON	2

MATCH REPORT

Monza 23/11/2026 BRIANTEO 20:45

MONZA 3-0 FIORENTINA

COACH

TEAM INDICATORS

	50.49%	DANGEROUSITY	59.84%	
DANGEROUSITY IN MANEUVER ACTIONS	DANGEROUSITY IN TRANSITION ACTIONS	Team dangerousity considering player's position of the own team, of the opponents and of the ball.	DANGEROUSITY IN MANEUVER ACTIONS	DANGEROUSITY IN TRANSITION ACTIONS
52.86%	43.09%		62.93%	46.68%
36.29km/h		BALL PACE	36.72km/h	
11.02km/h		BALL CONDUCTION PACE	11.34km/h	
48%	52%	CONDUCTION VS PASSES TIME	59%	41%

RECORDMEN

PASS GAIN

Number of players overtaken by a vertical pass (only successful passes are considered).
It shows how much a player tends to overcome the opponent's pressure lines.

1	20	DEMBA THIAM	3.06	1	3	RADU DRAGUSIN	3.11
2	26	EDDY KOUADIO	2.92	2	30	FRANCO MASTANTUONO	3.08
3	21	LEONARDO COLOMBO	2.78	3	23	BETO	3
4	32	MATTEO PESSINA	2.72	4	20	ÁLEX JIMÉNEZ	2.9
5	19	SAMUELE BIRINDELLI	2.7	5	17	JOÃO MÁRIO	2.77

PASS RISK

Measures the player's propensity to risk the pass (only successful passes are considered).

1	3	LORENZO LUCCHESI	69%	1	17	JOÃO MÁRIO	26.32%
2	27	IDRISSA TOURÉ	43.67%	2	30	FRANCO MASTANTUONO	25.92%
3	7	RICARDO MANGAS	28.69%	3	25	ALIEU NJIE	25.27%
4	46	JAY ROBINSON	24.5%	4	43	DAVID DE GEA	23.22%
5	44	ANDREA CARBONI	22.06%	5	6	LUCA RANIERI	16.47%

RECEIVED PRESSURE

How much the player with the ball is pressed by the opposite team.
It depends on the speed, running direction and distance from the opponent who is at a shorter distance.

1	9	GUSTAVO VARELA	73.53%	1	23	BETO	85.22%
2	47	D. MOTA	67.67%	2	32	MATEO PELLEGRINO	79.5%
3	14	EBENEZER AKINSANMIRO	62.48%	3	28	PEDRO GONÇALVES	70.07%
4	46	JAY ROBINSON	61.53%	4	27	CHER NDOUR	64.66%
5	8	MANGA FOE ONDOA	58.97%	5	30	FRANCO MASTANTUONO	63.71%

PASS AVAILABILITY

Ability of a player to get away from opponents to receive the ball.
It is computed for all the teammates of the player in possession.

1	27	IDRISSA TOURÉ	86.81%	1	6	LUCA RANIERI	83.69%
2	7	RICARDO MANGAS	80.43%	2	33	VIERY	83.19%
3	4	JAN ZIÓŁKOWSKI	77.93%	3	3	RADU DRAGUSIN	82.95%
4	44	ANDREA CARBONI	77.06%	4	17	JOÃO MÁRIO	82.57%
5	19	SAMUELE BIRINDELLI	76.88%	5	29	WILFRIED GNONTO	75.68%

MATCH REPORT

Monza 23/11/2026 BRIANTEO 20:45

MONZA 3-0 FIORENTINA

PLAYERS RANKING (ATHLETICS PERFORMANCE)

Jog - Run - Sprint (km)				
1	RICARDO LUIS CHABY MANGAS			Total 12.547
	8.653	3.315	0.526	
2	LEONARDO COLOMBO			Total 12.527
	9.810	2.616	0.079	
3	ANDREA CARBONI			Total 11.729
	9.313	2.100	0.281	
4	MATTEO PESSINA			Total 11.478
	8.867	2.537	0.045	
5	GUSTAVO MIGUEL PEREIRA DE SOUSA VARELA			Total 11.003
	8.727	1.822	0.394	

Jog - Run - Sprint (km)				
1	CHER NDOUR			Total 12.260
	9.092	2.857	0.258	
2	MATEO PELLEGRINO CASALANGUIDA			Total 11.358
	8.742	2.399	0.163	
3	JOÃO MÁRIO NETO LOPES			Total 11.325
	8.867	2.245	0.171	
4	RADU MATEI DRAGUSIN			Total 10.886
	8.585	2.046	0.210	
5	ALEJANDRO JIMENEZ SANCHEZ			Total 10.721
	7.988	2.326	0.347	

AVG Speed km/h (run)			
1	ROBINSON	MON	19.646
2	VARELA	MON	19.596
3	MANGAS	MON	19.580
4	KOUADIO	MON	19.578
5	A. CARBONI	MON	19.560

AVG Speed km/h (run)			
1	PELLEGRINO	FIO	19.705
2	PEDRO GONÇALVES	FIO	19.641
3	VIERY	FIO	19.638
4	VALDEPEÑAS	FIO	19.625
5	NJIE	FIO	19.593

AVG Speed km/h (sprint)			
1	I. TOURÉ	MON	28.229
2	VARELA	MON	27.934
3	DANY MOTA	MON	27.862
4	MANGAS	MON	27.479
5	A. CARBONI	MON	27.465

AVG Speed km/h (sprint)			
1	BETO	FIO	29.047
2	RANIERI	FIO	28.335
3	VIERY	FIO	28.284
4	VALDEPEÑAS	FIO	28.008
5	JIMÉNEZ	FIO	27.908

TEAM STATS (ATHLETICS PERFORMANCE)

Distance Covered (km)	122.448

Jog - Run - Sprint (km)		
95.936	23.236	2.639

Distance Covered (km)	117.616

Jog - Run - Sprint (km)		
90.146	24.261	2.484

Fitness data displayed in the report are the ones collected in real time and could be different to the post-processed ones, delivered to the coaching staff

Walk + Jog:	0-15 km/h	Run:	15.1-24.9 km/h	Sprint:	25+ km/h	Walk + Jog + Run + Sprint:	Distance covered

TOP Sprinter: Top five players per team

MATCH REPORT

Monza 23/11/2026 BRIANTEO 20:45

MONZA	3-0	FIORENTINA

PLAYERS AVERAGE POSITIONS

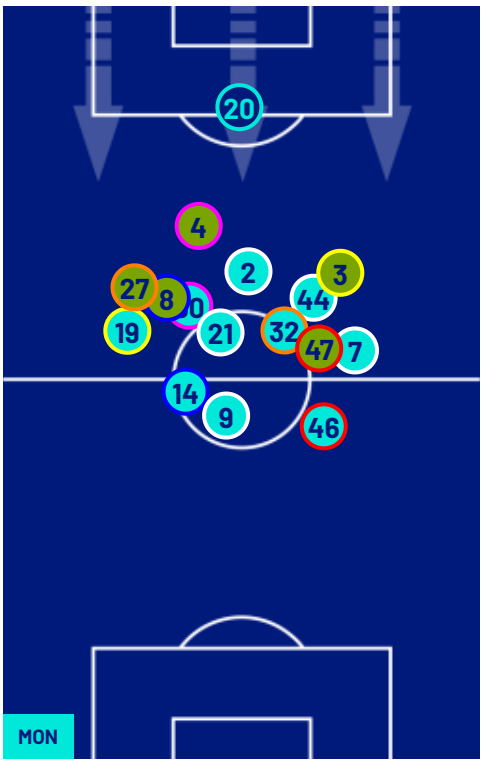

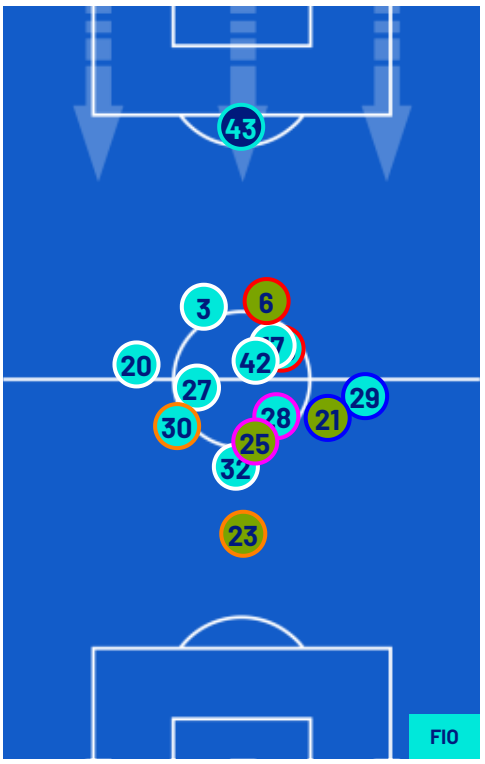

Legend:

1st Substitution	Player In	Player Out					
2nd Substitution	Player In	Player Out		Player In Substitution Of			
3rd Substitution	Player In	Player Out		Player In Substitution Of			
4th Substitution	Player In	Player Out		Player In Substitution Of			
5th Substitution	Player In	Player Out		Player In Substitution Of			

MATCH REPORT

Monza 23/11/2026 BRIANTEO 20:45

MONZA	3-0	FIORENTINA

TEAM'S DEFENSE POSITION 1ST HALF

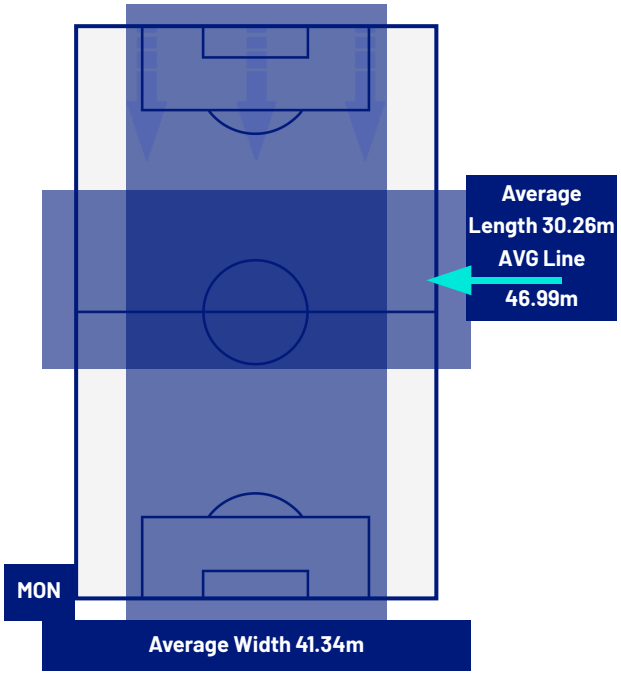

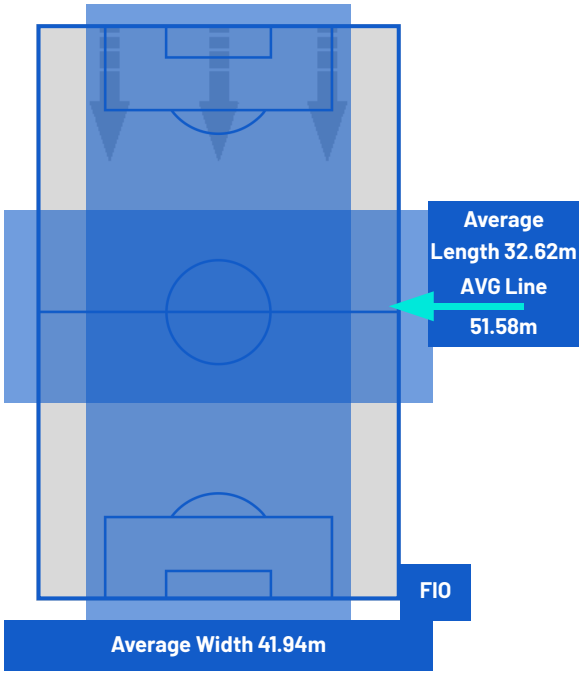

TEAM'S DEFENSE POSITION 2ND HALF

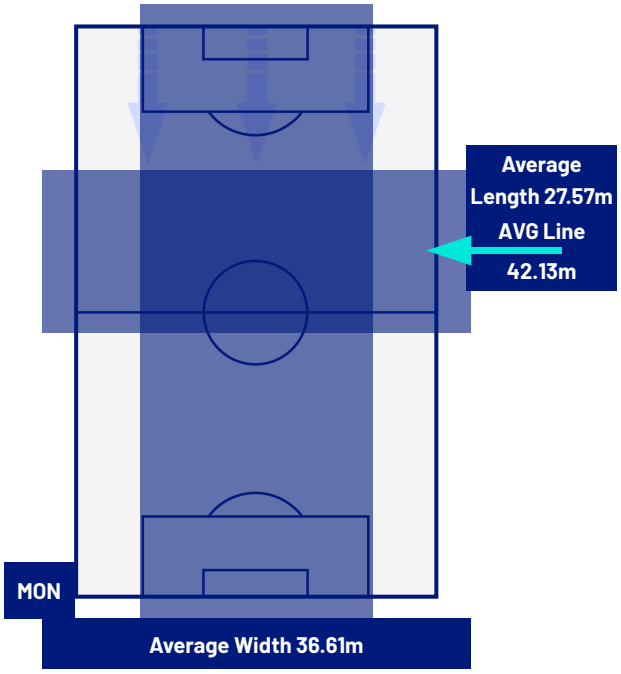

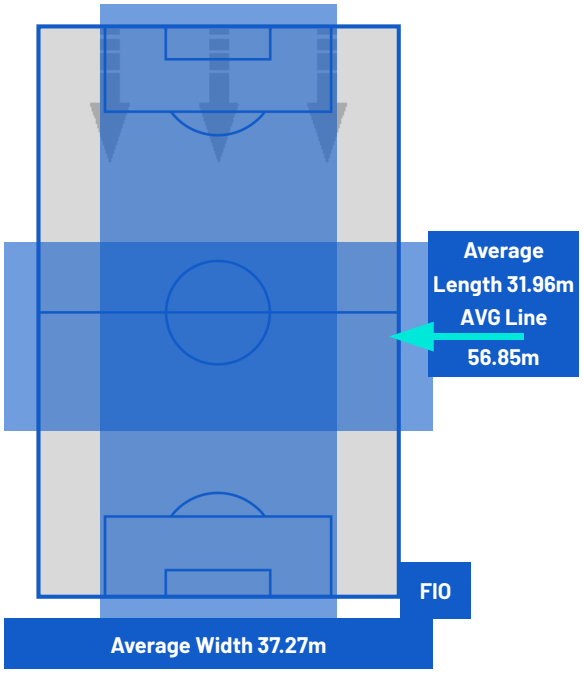

MATCH REPORT

Monza 23/11/2026 BRIANTEO 20:45

MONZA	3-0	FIORENTINA

ATTEMPTS MAP

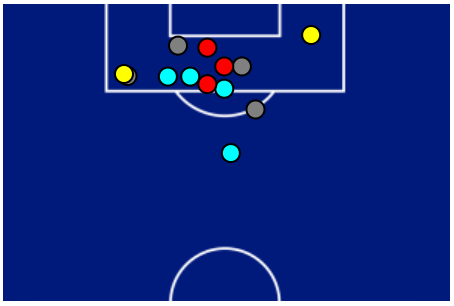

3	Goals	0
5	On target	8
4	Off target	5
4	Blocked	3

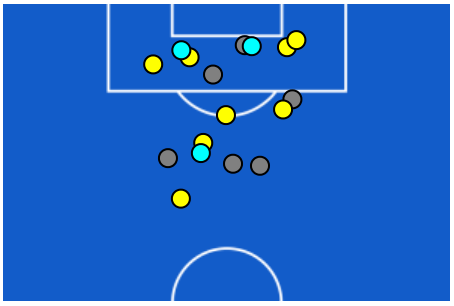

OPEN PLAY CROSSES MAP

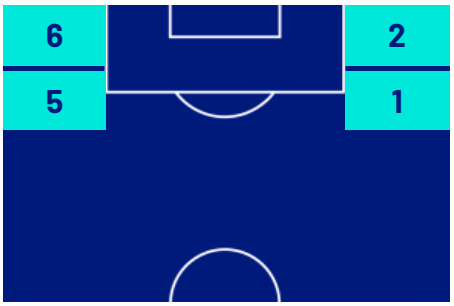

3	Crosses completed	6
20	Total crosses	34
15	Accuracy (%)	18



729	Total Balls Played	813
283	DEFENSIVE	210
255	MIDFIELD	357
191	ATTACK ZONE	246

MATCH REPORT

Monza 23/11/2026 BRIANTEO 20:45

MONZA	3-0	FIORENTINA

KEY PLAYERS

GUSTAVO MIGUEL PEREIRA DE SOUSA VARELA	9
Position	Forward
Date of birth	30/01/2005
Nationality	POR

Jog 80% - Run 16% - Sprint 4%		Km 11.003
8.727	1.822	0.394

Mvp Stats	
Minutes Played	95
Goals	2
Scoring Chances	1
Attempts	4
Attempts on target	2 (2)
Assists	0
Balls Played	32
Passes Completed	12
Passes Completed/Attempted (%)	63
Key Passes	1
Gained Possessions	3
Fouls Suffered	1

ALEJANDRO JIMENEZ SANCHEZ	20
Position	Defender
Date of birth	08/05/2005
Nationality	ESP

Jog 75% - Run 22% - Sprint 3%		Km 10.721
7.988	2.326	0.347

Mvp Stats	
Minutes Played	95
Goals	0
Scoring Chances	0
Attempts	1
Attempts on target	1 (0)
Assists	0
Balls Played	74
Passes Completed	38
Passes Completed/Attempted (%)	80
Key Passes	5
Gained Possessions	5
Fouls Suffered	2

The above statistics are considered final 24 hours after the end of the match.

The disciplinary sanctions are unofficial, as they come from real-time tracking during the match. They will become official following approval by the relevant bodies.

In the case of uncertainty over the identity of a goalscorer, Lega Serie A will confirm this the day after each round of matches is completed.

The official data providers are Kama, Hawk-Eye, Math and Sport.