MATCH REPORT

Matchday 4

SERIE A CHAMPIONSHIP 2026-2027

COMO

PARMA

Como 14/09/2026

GIUSEPPE SINIGAGLIA 18:30

MATCH REPORT

Como 14/09/2026 GIUSEPPE SINIGAGLIA 18:30

COMO	2-1	PARMA

LINE-UPS

COMO		PARMA	
97	SÁNCHEZ (GK)	(GK) CORVI	40
27	YAN COUTO	DELPRATO	15
4	RAMÓN ⚽	DIEGO CARLOS	34
2	KEMPF	TROILO	37
16	KAIKI ⚽	BRITSCHGI	27
5	PERRONE	SIERRO	4
7	DA CUNHA	KEITA	16
11	DIAO	VALERI	14
10	NICO PAZ 👟	E. TOURÉ	19
20	BATURINA	LONTANI	76
90	KEAN	ELPHEGE	23

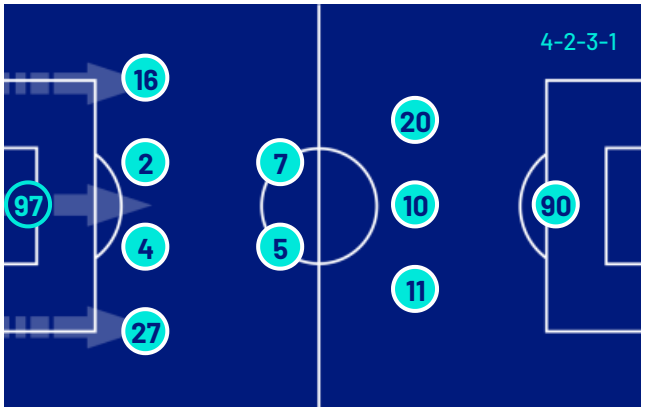

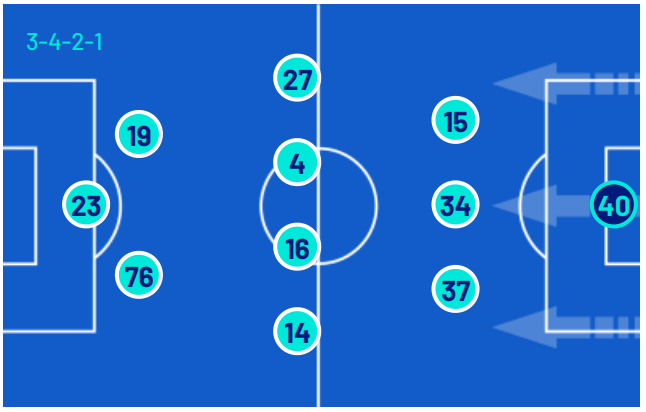

Bench		Bench	
1	BUTEZ (GK)	(GK) GHIDOTTI	22
22	VIGORITO (GK)	(GK) DAFFARA	30
3	ÁLEX VALLE	NDIAYE	3
6	MILLA	VALENTI	5
8	CAQUERET 🟨	CREMASCHI	8
9	DOUVIKAS	⚽ ROMERO	9
13	DOSSENA	BERNABÉ	10
15	LAHDO	👟 ALMQVIST	11
17	JESÚS RODRÍGUEZ	FRIGAN	20
18	GOLDANIGA	DE MARTIS	25
21	RICCI	F. CARBONI	29
28	SMOLČIĆ	ORDOÑEZ	32
30	LIBERALI	KONATÉ	47
53	KAMBWALA	DROBNIC	72
99	CHALOBAH	FABBIAN	80

Head Coach: FRANCESC FABREGAS SOLER

Head Coach: CARLOS GARCIA CUESTA

Referee:	GIUSEPPE MUCERA	Fourth official:	DAVIDE MASSA
Assistent referee:	SIMONE BIFFI	V.A.R.:	ANTONIO GIUA
Assistent referee:	DAVIDE SANTAROSSA	A.V.A.R.:	PAOLO MAZZOLENI

MATCH REPORT

Como 14/09/2026 GIUSEPPE SINIGAGLIA 18:30

COMO	2-1	PARMA

MATCH EVENTS

COM

1H 0' | 45+2' | 2H 46' | 90+4'

PAR

COMO		PARMA
2		1
JACOBO RAMÓN 23'		
(NICO PAZ) 23'		
JESÚS RODRIGUEZ | ASSANE DIAO 55'		
MAXENCE CAQUERET | MARTIN BATURINA 55'		
		55' MATIJA FRIGAN | EL BILAL TOURÉ
TASOS DOUVIKAS | MOISE KEAN 64'		
		64' ADRIÁN BERNABÉ | VINCENT SIERRO
		64' JOSE DAVID ROMERO | NESTA ELPHEGE
MAXENCE CAQUERET 76'		
		80' PONTUS ALMQVIST | SASCHA BRITSCHGI
		80' GIOVANNI FABBIAN | SIMONE LONTANI
LUIS MILLA | LUCAS DA CUNHA 80'		
SAMUELE RICCI | NICO PAZ 80'		
KAIKI 83'		
		90+2' JOSE DAVID ROMERO
		90+2' (PONTUS ALMQVIST)

Legend:
Goals, Penalty, Yellow Card, Red Card, Double Yellow Card
Owngoal, Assist, Substitution

MATCH REPORT

Como 14/09/2026 GIUSEPPE SINIGAGLIA 18:30

COMO	2-1	PARMA

GAME TIME

94'38''

Effective played time: 63%

60'4''

1st Half - 2nd Half
29'45'' - 30'19''

BALL POSSESSION

COMO PARMA

QUARTERS BALL POSSESSION

1H	0'-15'	2H	46'-60'
63.93%	36.07%	61.5%	38.5%
	16'-30'		61'-75'
81.15%	18.85%	59.47%	40.53%
	31'-46'		76'-94'
58.39%	41.61%	63.94%	36.06%

TEAM STATS

	COM	PAR
Attempts	25	12
Attempts on target	7	4
Attempts on target from penalty box	21	7
Post		1
Bar		
Attempts off target	7	5
Blocked Shots	11	1
Scoring Chances	5	4
Key Passes	18	10
Assists	1	1
Fouls Committed	8	4
Corners	11	4
Offsides	4	2
Cross Completed/Total	8/32	8/20
Dribblings	15	6
Passes Completed	624	310
Passes Completed/Attempted (%)	90	82
Passes Final Third	240	43
Balls played forward	384	98
Long Passes	53	48
Saves	3	5
Gained Possessions	46	36

MATCH REPORT

Como 14/09/2026 GIUSEPPE SINIGAGLIA 18:30

COMO	2-1	PARMA

PLAYER STATS

COMO	M	GC	OG	S	AS	CL	LB	FYC	SYC	RC
97 SÁNCHEZ	95'	1		3			14			

	M	G	OG	A	AT	HW	SC	FS	BP	AS	KP	P	P(%)	PA	R	FYC	SYC	RC
27 YAN COUTO	95'			2	2		1		86		1	65	87	51	3			
4 RAMÓN	95'	1		1	1		1		95			74	92	34	5			
2 KEMPF	95'			2					88		1	68	95	24	9			
16 KAIKI	95'	1		2	1		2	1	70		2	35	85	17	5			
5 PERRONE	95'			1				1	95		3	76	91	51	7			
7 DA CUNHA	81'			1					95		3	74	94	49	7			
11 DIAO	56'								44		2	27	96	25	1			
10 NICO PAZ	81'			5					88	1		58	87	47	2			
20 BATURINA	56'			2					48			37	92	28	4			
90 KEAN	65'			2	1			1	19		1	7	87	4				
6 MILLA	14'			1					12			11	100	7				
8 CAQUERET	40'								37		1	25	78	19		1		
9 DOUVIKAS	31'			1	1		1		7		1	5	100	2	1			
17 JESÚS RODRÍGUEZ	40'			5	1				35		1	21	91	17	1			
21 RICCI	14'								15		2	14	100	9				

PARMA	M	GC	OG	S	AS	CL	LB	FYC	SYC	RC
40 CORVI	95'	2		5			14			

	M	G	OG	A	AT	HW	SC	FS	BP	AS	KP	P	P(%)	PA	R	FYC	SYC	RC
15 DELPRATO	95'								59		1	35	92	7	7			
34 DIEGO CARLOS	95'			1			1		74			44	81	12	2			
37 TROILO	95'							1	78			52	85	7	5			
27 BRITSCHGI	81'							1	36			23	92	13	6			
4 SIERRO	65'			1				1	41		2	26	78	8	2			
16 KEITA	95'			1				1	54		2	39	92	11	5			
14 VALERI	95'							1	38		2	13	72	5	3			
19 E. TOURÉ	56'			1	1				11			2	66	2				
76 LONTANI	81'			2			1	1	26			13	72	9	4			
23 ELPHEGE	65'			1					19		1	10	71	5				
9 ROMERO	31'	1		4	3	1	2	1	12			5	100	4	1			
10 BERNABÉ	31'							1	19			14	77	11				
11 ALMQVIST	15'								4	1	1	1	33	1				
20 FRIGAN	40'			1					6		1	4	100	3				
80 FABBIAN	15'								3			1	33					

Legend

FYC	Yellow Card
OG	Owngoal
BP	Balls Played
SYC	Double Yellow Card
RC	Red Card
G	Goals
GC	Goal Conceded
M	Minutes Played
AS	Assists
FS	Fouls Suffered
A	Attempts
AT	Attempts on target
SC	Scoring Chances
HW	Posts
S	Saves
CL	Clearences
LB	Long Ball
P(%)	Passes Completed/Attempted (%)
KP	Key Passes
PA	Balls played forward
P	Passes Completed
R	Gained Possessions

PLAYERS RANKING

	Attempts				Attempts on target				Passes Final Third				Scoring Chances			
1	JESÚS RODRÍGUEZ	COM	5	1	ROMERO	PAR	3	1	NICO PAZ	COM	38	1	ROMERO	PAR	2
2	NICO PAZ	COM	5	2	YAN COUTO	COM	2	2	DA CUNHA	COM	32	2	KAIKI	COM	2
3	ROMERO	PAR	4	3	E. TOURÉ	PAR	1	3	YAN COUTO	COM	31	3	DIEGO CARLOS	PAR	1
4	KAIKI	COM	2	4	RAMÓN	COM	1	4	DIAO	COM	24	4	RAMÓN	COM	1
5	KEMPF	COM	2	5	JESÚS RODRÍGUEZ	COM	1	5	BATURINA	COM	24	5	LONTANI	PAR	1

	Crosses				Passes Completed				Key Passes				Dribblings			
1	VALERI	PAR	9	1	PERRONE	COM	76	1	DA CUNHA	COM	3	1	DIAO	COM	4
2	DA CUNHA	COM	8	2	RAMÓN	COM	74	2	PERRONE	COM	3	2	KAIKI	COM	4
3	DIAO	COM	7	3	DA CUNHA	COM	74	3	DIAO	COM	2	3	BATURINA	COM	2
4	KAIKI	COM	5	4	KEMPF	COM	68	4	VALERI	PAR	2	4	NICO PAZ	COM	2
5	BATURINA	COM	4	5	YAN COUTO	COM	65	5	KAIKI	COM	2	5	VALERI	PAR	1

MATCH REPORT

Como 14/09/2026 GIUSEPPE SINIGAGLIA 18:30

COMO	2-1	PARMA

COACH

TEAM INDICATORS

COMO		PARMA
62.14%	DANGEROUSITY	51.27%
DANGEROUSITY IN MANEUVER ACTIONS: 62.86%	Team dangerousity considering player's position of the own team, of the opponents and of the ball.	DANGEROUSITY IN MANEUVER ACTIONS: 53.43%
DANGEROUSITY IN TRANSITION ACTIONS: 56.76%		DANGEROUSITY IN TRANSITION ACTIONS: 41.38%
35.14km/h	BALL PACE	39.2km/h
9.14km/h	BALL CONDUCTION PACE	9.72km/h
47% / 53%	CONDUCTION VS PASSES TIME	57% / 43%

RECORDMEN

PASS GAIN

Number of players overtaken by a vertical pass (only successful passes are considered).
It shows how much a player tends to overcome the opponent's pressure lines.

		COMO				PARMA	
1	97	ROBERT SÁNCHEZ	4.47	1	23	NESTA ELPHEGE	3.9
2	9	TASOS DOUVIKAS	4	2	37	MARIANO TROILO	3.89
3	17	JESÚS RODRIGUEZ	3.37	3	34	DIEGO CARLOS	3.48
4	90	MOISE KEAN	3.36	4	20	MATIJA FRIGAN	3.33
5	7	LUCAS DA CUNHA	3.31	5	9	JOSE DAVID ROMERO	3.22

PASS RISK

Measures the player's propensity to risk the pass (only successful passes are considered).

		COMO				PARMA	
1	97	ROBERT SÁNCHEZ	37.04%	1	19	EL BILAL TOURÉ	42.8%
2	9	TASOS DOUVIKAS	31.5%	2	9	JOSE DAVID ROMERO	36%
3	90	MOISE KEAN	28.1%	3	23	NESTA ELPHEGE	35.13%
4	8	MAXENCE CAQUERET	22.71%	4	14	EMANUELE VALERI	26.54%
5	20	MARTIN BATURINA	20.81%	5	27	SASCHA BRITSCHGI	26.07%

RECEIVED PRESSURE

How much the player with the ball is pressed by the opposite team.
It depends on the speed, running direction and distance from the opponent who is at a shorter distance.

		COMO				PARMA	
1	90	MOISE KEAN	77.16%	1	9	JOSE DAVID ROMERO	78.05%
2	9	TASOS DOUVIKAS	73.84%	2	23	NESTA ELPHEGE	67.14%
3	10	NICO PAZ	65.01%	3	20	MATIJA FRIGAN	65.13%
4	6	LUIS MILLA	60.86%	4	76	SIMONE LONTANI	60.21%
5	21	SAMUELE RICCI	60.64%	5	80	GIOVANNI FABBIAN	59.74%

PASS AVAILABILITY

Ability of a player to get away from opponents to receive the ball.
It is computed for all the teammates of the player in possession.

		COMO				PARMA	
1	4	JACOBO RAMÓN	79.29%	1	37	MARIANO TROILO	81.24%
2	2	MARC-OLIVER KEMPF	78.19%	2	34	DIEGO CARLOS	79.39%
3	27	YAN COUTO	77.27%	3	15	ENRICO DELPRATO	75.57%
4	16	KAIKI	71.69%	4	11	PONTUS ALMQVIST	74.39%
5	6	LUIS MILLA	70.27%	5	14	EMANUELE VALERI	74.36%

MATCH REPORT

Como 14/09/2026 GIUSEPPE SINIGAGLIA 18:30

COMO	2-1	PARMA

PLAYERS RANKING (ATHLETICS PERFORMANCE)

Jog - Run - Sprint (km)				
1	MAXIMO PERRONE RODRIGUEZ	9.167	1.932	0.118	Total 11.263
2	KAIKI BRUNO DA SILVA	8.314	1.949	0.463	Total 10.778
3	MARC-OLIVER KEMPF	8.396	1.517	0.207	Total 10.154
4	YAN BUENO COUTO	8.284	1.566	0.229	Total 10.132
5	JACOBO RAMON NAVEROS	8.212	1.557	0.208	Total 10.037

Jog - Run - Sprint (km)				
1	ENRICO DELPRATO	8.951	1.599	0.131	Total 10.739
2	EMANUELE VALERI	8.395	1.848	0.373	Total 10.665
3	LAMINE MANDELA KEITA	8.374	1.391	0.128	Total 9.964
4	DIEGO CARLOS SANTOS SILVA	8.085	1.426	0.181	Total 9.762
5	SIMONE LONTANI	7.157	2.167	0.293	Total 9.651

AVG Speed km/h (run)			
1	DIAO	COM	19.712
2	KEMPF	COM	19.688
3	KAIKI	COM	19.636
4	DOUVIKAS	COM	19.599
5	MILLA	COM	19.593

AVG Speed km/h (run)			
1	ELPHEGE	PAR	19.725
2	ALMQVIST	PAR	19.673
3	VALERI	PAR	19.648
4	LONTANI	PAR	19.609
5	DIEGO CARLOS	PAR	19.607

AVG Speed km/h (sprint)			
1	DA CUNHA	COM	28.412
2	NICO PAZ	COM	28.044
3	KEMPF	COM	28.000
4	KAIKI	COM	27.895
5	DOUVIKAS	COM	27.705

AVG Speed km/h (sprint)			
1	E. TOURÉ	PAR	28.316
2	DIEGO CARLOS	PAR	28.067
3	TROILO	PAR	27.972
4	VALERI	PAR	27.811
5	ALMQVIST	PAR	27.438

TEAM STATS (ATHLETICS PERFORMANCE)

Distance Covered (km)	111.007

Jog - Run - Sprint (km)		
89.046	18.879	2.429

Distance Covered (km)	112.173

Jog - Run - Sprint (km)		
89.908	19.281	2.270

Fitness data displayed in the report are the ones collected in real time and could be different to the post-processed ones, delivered to the coaching staff

Walk + Jog:	0-15 km/h	Run:	15.1-24.9 km/h	Sprint:	25+ km/h	Walk + Jog + Run + Sprint:	Distance covered

TOP Sprinter:	Top five players per team

MATCH REPORT

Como 14/09/2026 GIUSEPPE SINIGAGLIA 18:30

COMO	2-1	PARMA

PLAYERS AVERAGE POSITIONS

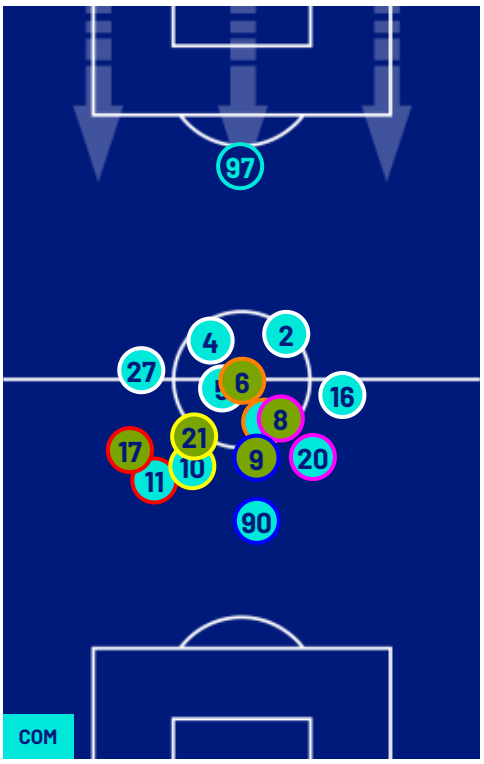

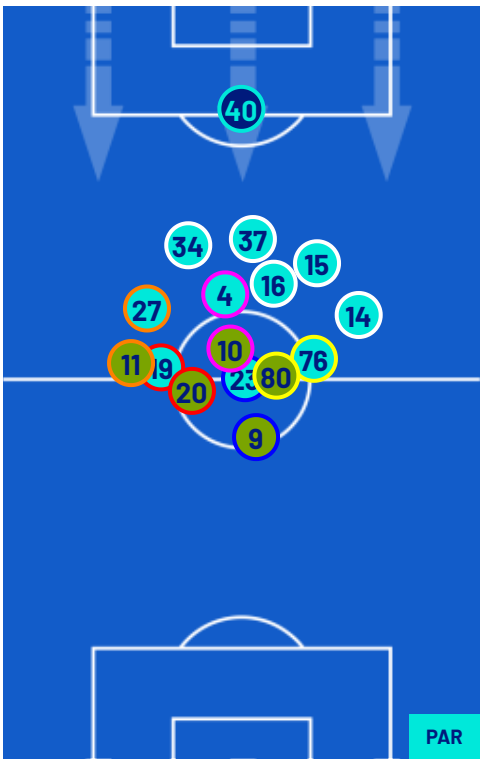

Legend:

1st Substitution	Player In	Player Out			
2nd Substitution	Player In	Player Out	Player In Substitution Of		
3rd Substitution	Player In	Player Out	Player In Substitution Of		
4th Substitution	Player In	Player Out	Player In Substitution Of		
5th Substitution	Player In	Player Out	Player In Substitution Of		

MATCH REPORT

Como 14/09/2026 GIUSEPPE SINIGAGLIA 18:30

COMO	2-1	PARMA

TEAM'S DEFENSE POSITION 1ST HALF

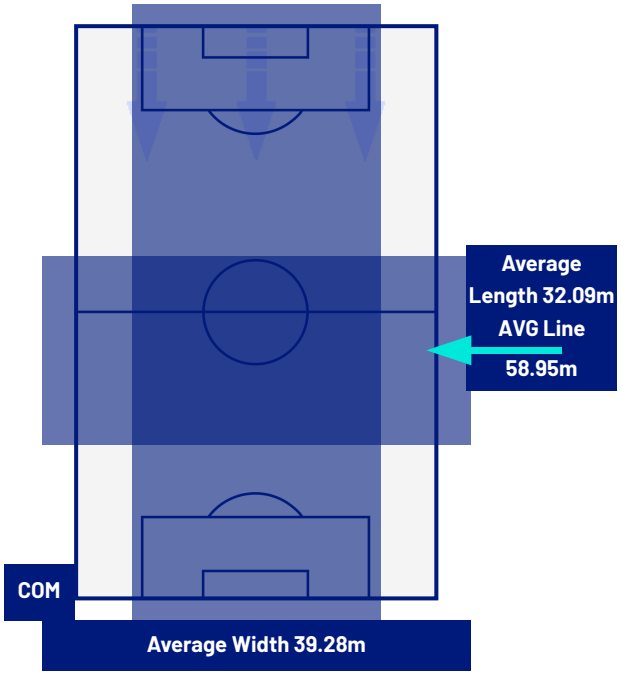

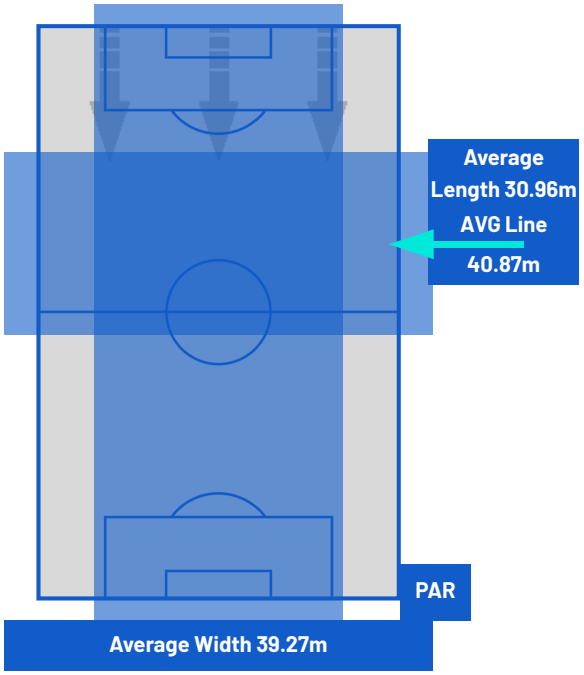

TEAM'S DEFENSE POSITION 2ND HALF

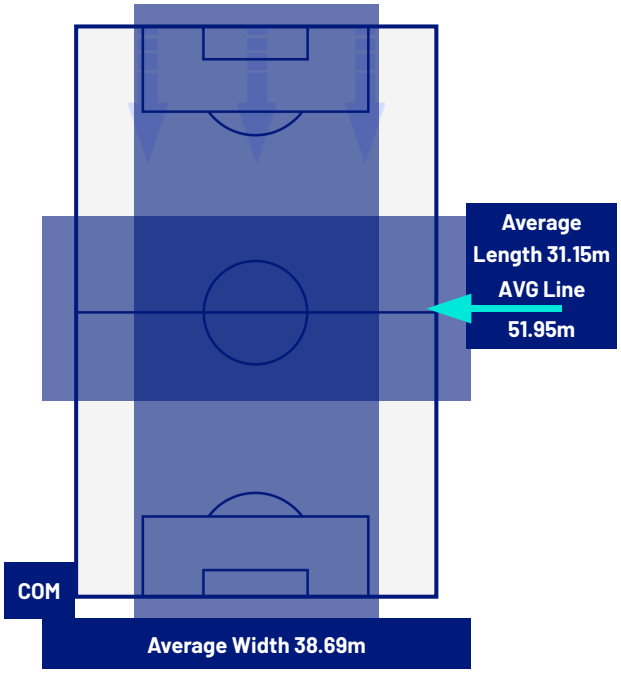

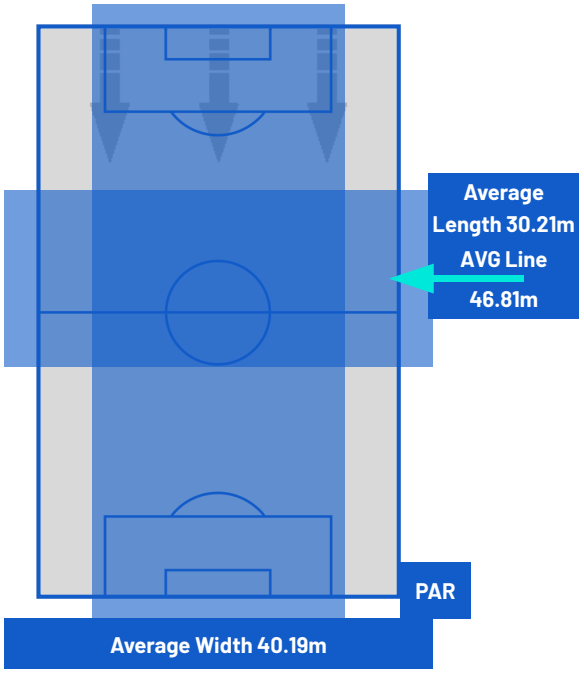

MATCH REPORT

Como 14/09/2026 GIUSEPPE SINIGAGLIA 18:30

COMO	2-1	PARMA

ATTEMPTS MAP

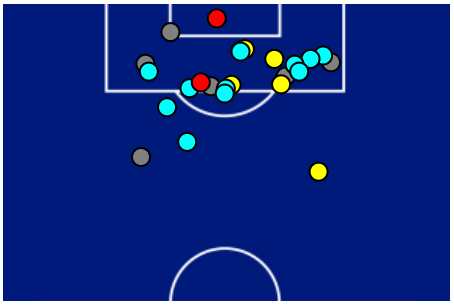

2	Goals	1
7	On target	4
7	Off target	5
11	Blocked	1

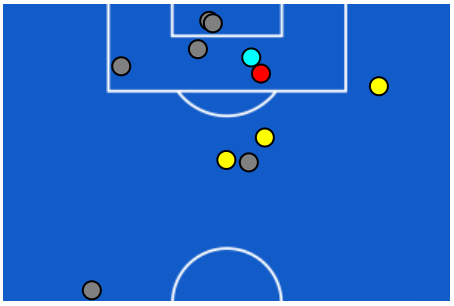

OPEN PLAY CROSSES MAP

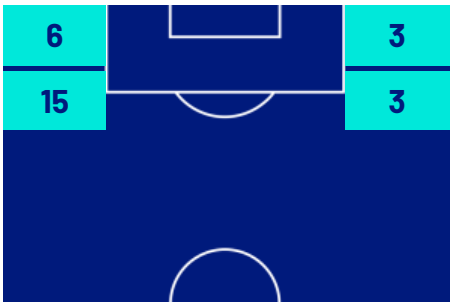

8	Crosses completed	8
32	Total crosses	20
25	Accuracy (%)	40



967	Total Balls Played	606
228	DEFENSIVE	288
336	MIDFIELD	186
403	ATTACK ZONE	132

MATCH REPORT

Como 14/09/2026 GIUSEPPE SINIGAGLIA 18:30

COMO	2-1	PARMA

KEY PLAYERS

KAIKI BRUNO DA SILVA	16
Position	Defender
Date of birth	08/03/2003
Nationality	BRA

Jog 78% - Run 18% - Sprint 4%		Km 10.778
8.314	1.949	0.463

Mvp Stats	
Minutes Played	95
Goals	1
Scoring Chances	2
Attempts	2
Attempts on target	1 (1)
Assists	0
Balls Played	70
Passes Completed	35
Passes Completed/Attempted (%)	85
Key Passes	2
Gained Possessions	5
Fouls Suffered	1

JOSE DAVID ROMERO	9
Position	Forward
Date of birth	25/03/2003
Nationality	ARG

Jog 80% - Run 19% - Sprint 1%		Km 3.580
2.846	0.694	0.021

Mvp Stats	
Minutes Played	31
Goals	1
Scoring Chances	2
Attempts	4
Attempts on target	3 (1)
Assists	0
Balls Played	12
Passes Completed	5
Passes Completed/Attempted (%)	100
Key Passes	0
Gained Possessions	1
Fouls Suffered	1

The above statistics are considered final 24 hours after the end of the match.

The disciplinary sanctions are unofficial, as they come from real-time tracking during the match. They will become official following approval by the relevant bodies.

In the case of uncertainty over the identity of a goalscorer, Lega Serie A will confirm this the day after each round of matches is completed.

The official data providers are Kama, Hawk-Eye, Math and Sport.