MATCH REPORT

Matchday 34

SERIE A CHAMPIONSHIP 2025-2026

BOLOGNA

ROMA

Bologna 25/04/2026

RENATO DALL'ARA 18:00

MATCH REPORT

Bologna 25/04/2026 RENATO DALL'ARA 18:00

BOLOGNA 0-2 ROMA

LINE-UPS

BOLOGNA

13	RAVAGLIA	(GK)
5	HELLAND	
26	LUCUMÍ	
14	HEGGEM	
17	JOÃO MÁRIO	
8	FREULER	
19	L. FERGUSON	
33	MIRANDA	
7	ORSOLINI	
9	CASTRO	
11	ROWE	

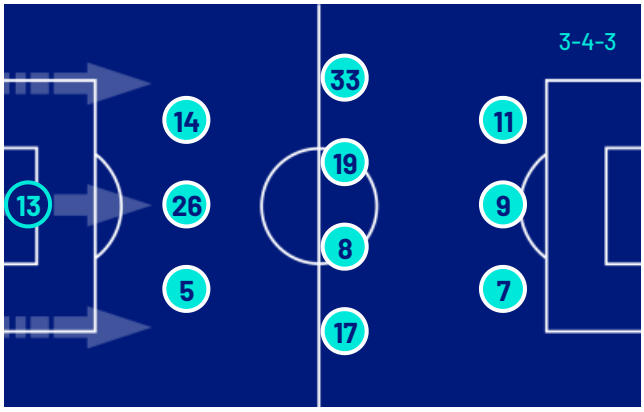

Bench

25	PESSINA	(GK)
82	FRANCESCHELLI	(GK)
4	POBEGA	
6	N. MORO	
20	ZORTEA	
21	ODGAARD	
22	LYKOGIANNÏS	
23	SOHM	
28	CAMBIAGHI	
29	DE SILVESTRI	
30	DOMÍNGUEZ	
41	VITÍK	
73	CASTALDO	

Head Coach: VINCENZO ITALIANO

ROMA

99	SVILAR	(GK)
23	MANCINI	
5	NDICKA	
22	HERMOSO	
19	ÇELIK	
4	CRISTANTE	
8	EL AYNAOUI	
43	WESLEY	
18	SOULÉ	
61	PISILLI	
14	MALEN	

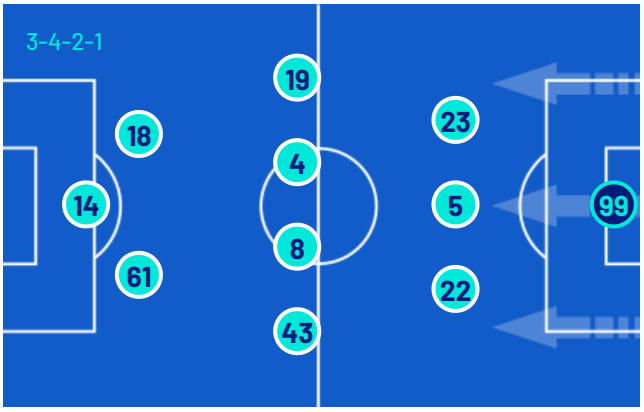

Bench

70	DE MARZI	(GK)
95	GOLLINI	(GK)
2	RENSCH	
3	ANGELIÑO	
12	TSIMIKAS	
20	VENTURINO	
21	DYBALA	
24	ZIÓŁKOWSKI	
78	VAZ	
87	GHILARDI	
92	EL SHAARAWY	
97	ZARAGOZA	

Head Coach: GIAN PIERO GASPERINI

Referee: MARCO DI BELLO
Assistent referee: ALESSIO BERTI
Assistent referee: VITTORIO DI GIOIA

Fourth official: CLAUDIO GIUSEPPE ALLEGRETTA
V.A.R.: FABIO MARESCA
A.V.A.R.: FRANCESCO MERAVIGLIA

MATCH REPORT

Bologna 25/04/2026 RENATO DALL'ARA 18:00

BOLOGNA 0–2 ROMA

MATCH EVENTS

BOL

1H 0' | 45+2' 2H 46' | 90+5'

ROM

BOLOGNA		ROMA	
0			2
		7'	DONYELL MALEN
		7'	(NEIL EL AYNAOUI)
		45+1'	NEIL EL AYNAOUI
		45+1'	(DONYELL MALEN)
JENS ODGAARD | SANTIAGO CASTRO	46'		
NADIR ZORTEA | JUAN MIRANDA	46'		
		46'	DEVYNE RENSCH | ZEKI ÇELIK
		46'	MARIO HERMOSO
		61'	ROBINIO VAZ | MATÍAS SOULÉ
		61'	DANIELE GHILARDI | MARIO HERMOSO
LORENZO DE SILVESTRI | JOÃO MÁRIO NETO LOPES	66'		
		66'	DEVYNE RENSCH
		69'	NEIL EL AYNAOUI
MARTIN VITÍK | EIVIND FAUSKE HELLAND	77'		
		77'	PAULO DYBALA | DONYELL MALEN
NICOLÒ CAMBIAGHI | RICCARDO ORSOLINI	77'		
		90+4'	JAN ZIÓŁKOWSKI | NICCOLÒ PISILLI

Legend:
Goals, Penalty, Yellow Card, Red Card, Double Yellow Card, Owngoal, Assist, Substitution

MATCH REPORT

Bologna 25/04/2026 RENATO DALL'ARA 18:00

BOLOGNA 0-2 ROMA

GAME TIME

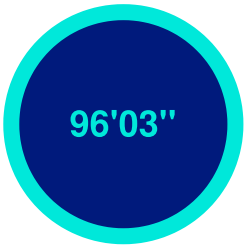

Effective played time: 61%

1st Half - 2nd Half
29'54'' - 29'0''

BALL POSSESSION

BOLOGNA ROMA

QUARTERS BALL POSSESSION

	BOLOGNA	ROMA
1H 0'-15'	49.43%	50.57%
16'-30'	59.02%	40.98%
31'-46'	49.45%	50.55%
2H 46'-60'	69.18%	30.82%
61'-75'	60.14%	39.86%
76'-96'	66.88%	33.12%

TEAM STATS

	BOL	ROM
Attempts	10	8
Attempts on target	2	2
Attempts on target from penalty box	7	5
Post		
Bar	1	
Attempts off target	3	3
Blocked Shots	4	3
Scoring Chances		2
Key Passes	8	7
Assists		2
Fouls Committed	10	16
Corners	7	7
Offsides	2	3
Cross Completed/Total	3/21	4/13
Dribbling	5	5
Passes Completed	450	283
Passes Completed/Attempted (%)	82	75
Passes Final Third	66	42
Balls played forward	141	113
Long Passes	35	25
Saves		2
Gained Possessions	58	54

MATCH REPORT

Bologna 25/04/2026 RENATO DALL'ARA 18:00

BOLOGNA 0-2 ROMA

PLAYER STATS

BOLOGNA		M	GC	OG	S	AS	CL	LB	FYC	SYC	RC
13	RAVAGLIA	97'	2				2	23			

		M	G	OG	A	AT	HW	SC	FS	BP	AS	KP	P	P(%)	PA	R	FYC	SYC	RC
5	HELLAND	79'								80			54	87	4	8			
26	LUCUMÍ	97'								80			55	88	15	14			
14	HEGGEM	97'			1					79			60	95	9	11			
17	JOÃO MÁRIO	67'							1	55			32	72	7	3			
8	FREULER	97'								50		3	35	77	15	6			
19	L. FERGUSON	97'							2	81		1	51	83	22	5			
33	MIRANDA	47'								27		1	11	57	3	1			
7	ORSOLINI	79'			4	1	1		2	29		1	13	72	6	2			
9	CASTRO	47'			1				4	17			8	100	5				
11	ROWE	97'			3	1			3	35		1	19	82	17	1			
20	ZORTEA	50'								34			19	76	11	1			
21	ODGAARD	50'			1				1	21		1	13	81	12				
28	CAMBIAGHI	18'							2	8			2	66	2	1			
29	DE SILVESTRI	30'								16			14	100	11	2			
41	VITÍK	18'								17			12	100	2	1			

ROMA		M	GC	OG	S	AS	CL	LB	FYC	SYC	RC
99	SVILAR	97'			2		4	33			

		M	G	OG	A	AT	HW	SC	FS	BP	AS	KP	P	P(%)	PA	R	FYC	SYC	RC
23	MANCINI	97'							1	54			29	78	6	5			
5	NDICKA	97'								51			27	79	4	9			
22	HERMOSO	63'			1				1	41			17	65	3	6	1		
19	ÇELIK	47'							1	30			15	71	9	3			
4	CRISTANTE	97'			2					68			38	82	15	7			
8	EL AYNAOUI	97'	1		1	1				42	1	2	23	82	13	3	1		
43	WESLEY	97'							2	54		1	28	80	19	3			
18	SOULÉ	63'							2	46		1	26	81	15	4			
61	PISILLI	96'			1					41		1	27	84	12	4			
14	MALEN	79'	1		3	1		2		33	1	2	15	75	6	2			
2	RENSCH	50'							1	19			11	91	6	4	1		
21	DYBALA	18'							1	5			3	75	2	1			
24	ZIÓŁKOWSKI	1'																	
78	VAZ	34'							1	10			2	50	2	1			
87	GHILARDI	34'								10			2	66	1				

Legend

FYC	Yellow Card
OG	Owngoal
BP	Balls Played
SYC	Double Yellow Card
RC	Red Card
G	Goals
GC	Goal Conceded
M	Minutes Played
AS	Assists
FS	Fouls Suffered
A	Attempts
AT	Attempts on target
SC	Scoring Chances
HW	Hit Woodwork
S	Saves
CL	Clearences
LB	Long Ball
P(%)	Passes Completed/Attempted (%)
KP	Key Passes
PA	Balls played forward
P	Passes Completed
R	Gained Possessions

PLAYERS RANKING

Attempts

1	ORSOLINI	BOL	4
2	MALEN	ROM	3
3	ROWE	BOL	3
4	CRISTANTE	ROM	2
5	ODGAARD	BOL	1

Attempts on target

1	MALEN	ROM	1
2	ROWE	BOL	1
3	EL AYNAOUI	ROM	1
4	ORSOLINI	BOL	1

Passes Final Third

1	ROWE	BOL	11
2	L. FERGUSON	BOL	11
3	SOULÉ	ROM	8
4	ZORTEA	BOL	8
5	EL AYNAOUI	ROM	8

Scoring Chances

1	MALEN	ROM	2

Crosses

1	L. FERGUSON	BOL	7
2	MIRANDA	BOL	3
3	SOULÉ	ROM	3
4	ZORTEA	BOL	3
5	EL AYNAOUI	ROM	3

Passes Completed

1	HEGGEM	BOL	60
2	LUCUMÍ	BOL	55
3	HELLAND	BOL	54
4	RAVAGLIA	BOL	52
5	L. FERGUSON	BOL	51

Key Passes

1	FREULER	BOL	3
2	MALEN	ROM	2
3	EL AYNAOUI	ROM	2
4	ODGAARD	BOL	1
5	ROWE	BOL	1

Dribbling

1	MALEN	ROM	3
2	ZORTEA	BOL	2
3	RENSCH	ROM	1
4	ROWE	BOL	1
5	SOULÉ	ROM	1

MATCH REPORT

Bologna 25/04/2026 RENATO DALL'ARA 18:00

BOLOGNA 0-2 ROMA

TEAM INDICATORS

52.69%	DANGEROUSITY	47.71%
DANGEROUSITY IN MANEUVER ACTIONS: 53.19%	Team dangerousity considering player's position of the own team, of the opponents and of the ball.	DANGEROUSITY IN MANEUVER ACTIONS: 48.07%
DANGEROUSITY IN TRANSITION ACTIONS: 48.36%		DANGEROUSITY IN TRANSITION ACTIONS: 46.5%
31.18km/h	BALL PACE	24.08km/h
8.21km/h	BALL CONDUCTION PACE	9.25km/h
42% / 58%	CONDUCTION VS PASSES TIME	57% / 43%

RECORDMEN

PASS GAIN

Number of players overtaken by a vertical pass (only successful passes are considered).
It shows how much a player tends to overcome the opponent's pressure lines.

1	33	JUAN MIRANDA	5
2	7	RICCARDO ORSOLINI	3.8
3	20	NADIR ZORTEA	3.27
4	19	LEWIS FERGUSON	3.18
5	8	REMO FREULER	3.09

1	19	ZEKI ÇELIK	8
2	99	MILE SVILAR	6.22
3	22	MARIO HERMOSO	4
4	21	PAULO DYBALA	3.5
5	2	DEVYNE RENSCH	3.33

PASS RISK

Measures the player's propensity to risk the pass (only successful passes are considered).

1	20	NADIR ZORTEA	43.25%
2	33	JUAN MIRANDA	39%
3	13	FEDERICO RAVAGLIA	30.69%
4	8	REMO FREULER	27.5%
5	21	JENS ODGAARD	24.36%

1	22	MARIO HERMOSO	42.6%
2	14	DONYELL MALEN	36%
3	99	MILE SVILAR	34.13%
4	4	BRYAN CRISTANTE	22.17%
5	23	GIANLUCA MANCINI	20.08%

RECEIVED PRESSURE

How much the player with the ball is pressed by the opposite team.
It depends on the speed, running direction and distance from the opponent who is at a shorter distance.

1	28	NICOLÒ CAMBIAGHI	70.03%
2	21	JENS ODGAARD	67.08%
3	9	SANTIAGO CASTRO	65.54%
4	8	REMO FREULER	58.07%
5	7	RICCARDO ORSOLINI	55.8%

1	14	DONYELL MALEN	67.3%
2	21	PAULO DYBALA	67.16%
3	18	MATÍAS SOULÉ	65.11%
4	78	ROBINIO VAZ	63.84%
5	4	BRYAN CRISTANTE	62.38%

PASS AVAILABILITY

Ability of a player to get away from opponents to receive the ball.
It is computed for all the teammates of the player in possession.

1	17	JOÃO MÁRIO NETO LOPES	75.93%
2	14	TORBJØRN HEGGEM	74.82%
3	33	JUAN MIRANDA	73.98%
4	20	NADIR ZORTEA	73.61%
5	5	EIVIND FAUSKE HELLAND	73.54%

1	19	ZEKI ÇELIK	75.38%
2	22	MARIO HERMOSO	71.75%
3	23	GIANLUCA MANCINI	71.51%
4	5	EVAN NDICKA	70.52%
5	87	DANIELE GHILARDI	69.59%

MATCH REPORT

Bologna 25/04/2026 RENATO DALL'ARA 18:00

BOLOGNA 0-2 ROMA

PLAYERS RANKING (ATHLETICS PERFORMANCE)

Jog - Run - Sprint (km)				
1	REMO FREULER	7.322	2.385	0.067	Total 9.795
2	LEWIS FERGUSON	7.207	2.231	0.103	Total 9.582
3	TORBJØRN LYSAKER HEGGEM	7.504	1.196	0.093	Total 8.824
4	JONATHAN DAVID ROWE	6.321	1.456	0.265	Total 8.088
5	EIVIND FAUSKE HELLAND	5.839	1.653	0.060	Total 7.586

Jog - Run - Sprint (km)				
1	BRYAN CRISTANTE	7.541	2.520	0.031	Total 10.120
2	NICCOLÒ PISILLI	7.292	2.499	0.066	Total 9.884
3	NEIL YONI EL AYNAOUI	7.026	2.286	0.165	Total 9.517
4	WESLEY VINÍCIUS FRANÇA LIMA	6.465	1.840	0.339	Total 8.699
5	GIANLUCA MANCINI	6.893	1.457	0.174	Total 8.563

AVG Speed km/h (run)			
1	ZORTEA	BOL	19.689
2	DE SILVESTRI	BOL	19.645
3	ODGAARD	BOL	19.632
4	VITÍK	BOL	19.625
5	CAMBIAGHI	BOL	19.611

AVG Speed km/h (run)			
1	VAZ	ROM	19.830
2	ÇELIK	ROM	19.608
3	MANCINI	ROM	19.601
4	HERMOSO	ROM	19.597
5	RENSCH	ROM	19.586

AVG Speed km/h (sprint)			
1	CAMBIAGHI	BOL	29.100
2	ZORTEA	BOL	28.210
3	ROWE	BOL	28.157
4	HEGGEM	BOL	27.986
5	CASTRO	BOL	27.481

AVG Speed km/h (sprint)			
1	MALEN	ROM	27.965
2	VAZ	ROM	27.243
3	WESLEY	ROM	27.132
4	SOULÉ	ROM	27.084
5	MANCINI	ROM	27.057

TEAM STATS (ATHLETICS PERFORMANCE)

Distance Covered (km)	92.301

Jog - Run - Sprint (km)		
72.352	18.004	1.423

Distance Covered (km)	93.981

Jog - Run - Sprint (km)		
73.036	19.065	1.342

Fitness data displayed in the report are the ones collected in real time and could be different to the post-processed ones, delivered to the coaching staff

Jog:	0-7 km/h	Run:	7.1-15 km/h	Sprint:	15.1+ km/h	Jog + Run + Sprint:	Distance covered

TOP Sprinter:	Top five players per team

MATCH REPORT

Bologna 25/04/2026 RENATO DALL'ARA 18:00

BOLOGNA	0-2	ROMA

PLAYERS AVERAGE POSITIONS

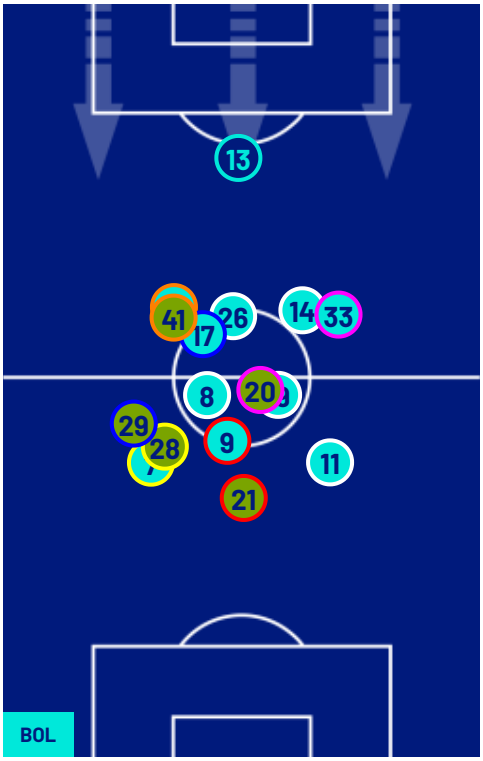

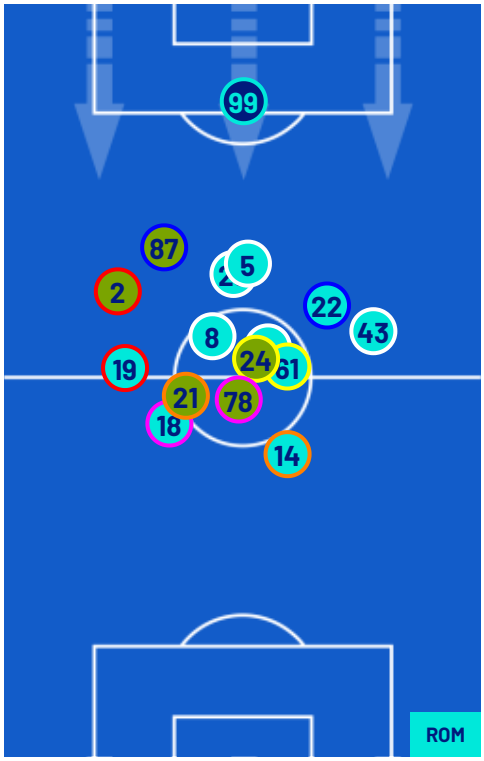

Legend:

1st Substitution	Player In	Player Out	
2nd Substitution	Player In	Player Out	Player In Substitution Of
3rd Substitution	Player In	Player Out	Player In Substitution Of
4th Substitution	Player In	Player Out	Player In Substitution Of
5th Substitution	Player In	Player Out	Player In Substitution Of

MATCH REPORT

Bologna 25/04/2026 RENATO DALL'ARA 18:00

BOLOGNA 0-2 ROMA

TEAM'S DEFENSE POSITION 1ST HALF

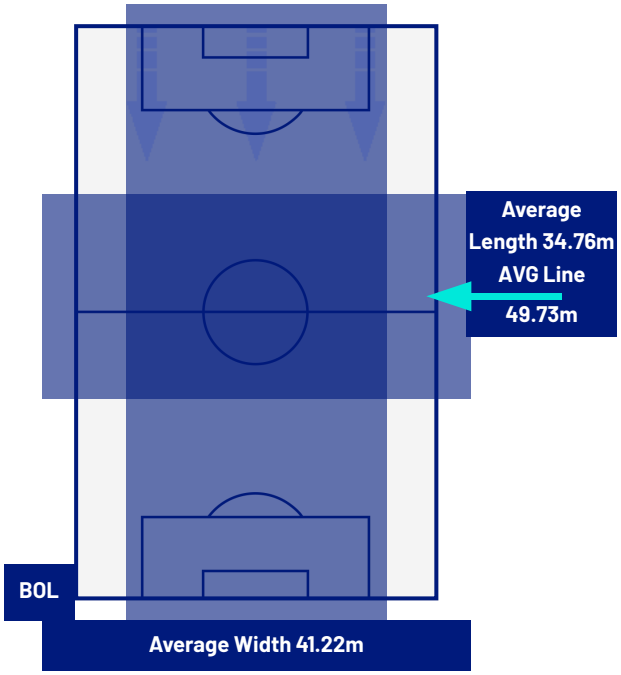

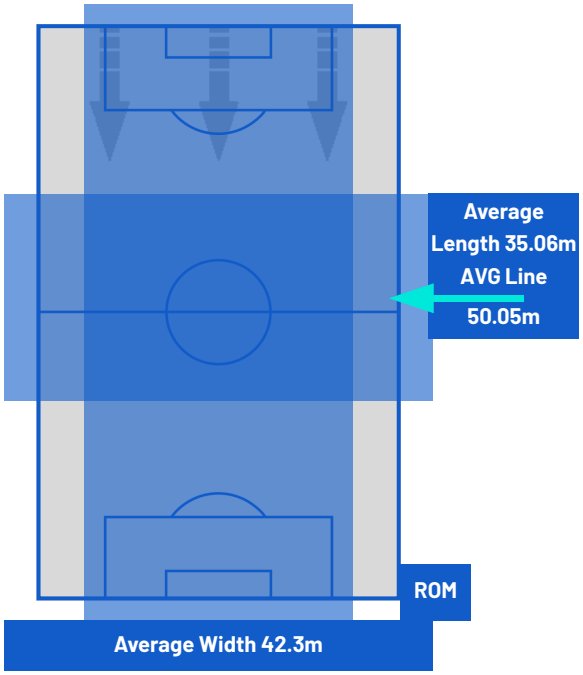

TEAM'S DEFENSE POSITION 2ND HALF

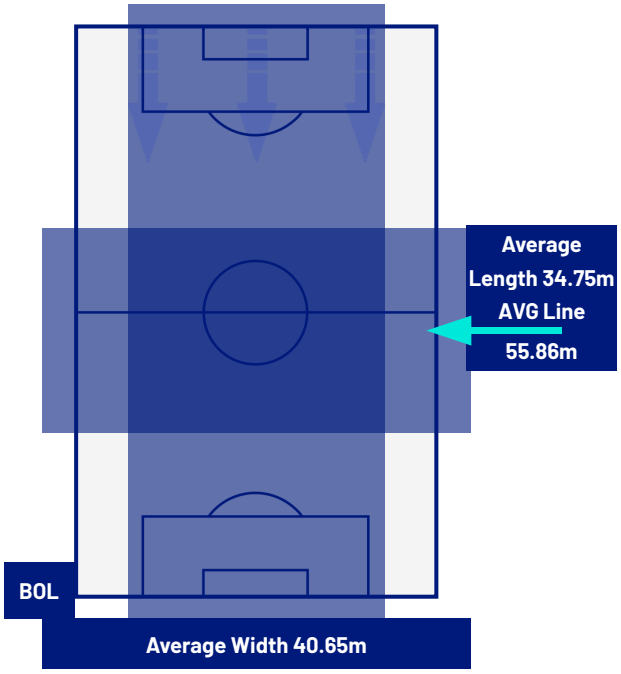

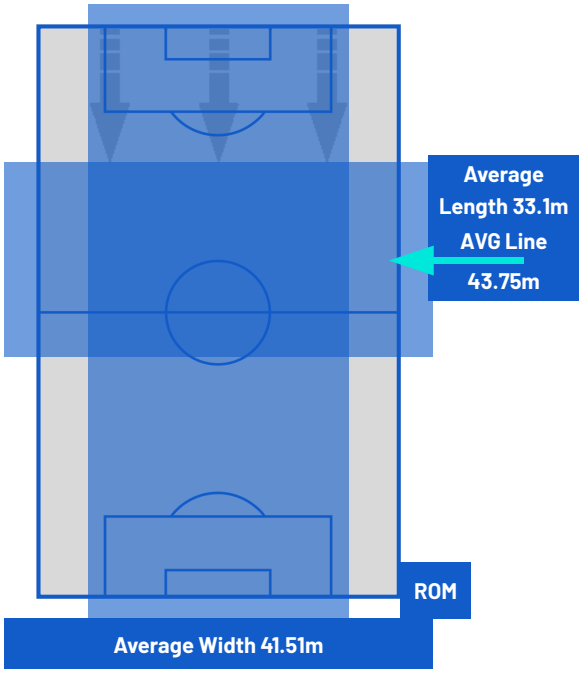

MATCH REPORT

Bologna 25/04/2026 RENATO DALL'ARA 18:00

BOLOGNA 0-2 ROMA

ATTEMPTS MAP

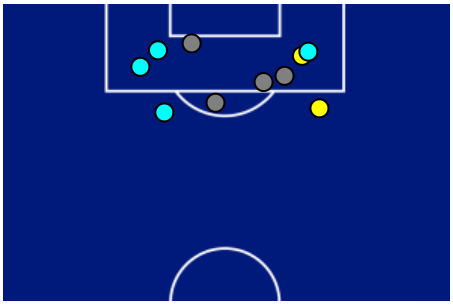

0	Goals	2
2	On target	2
3	Off target	3
4	Blocked	3

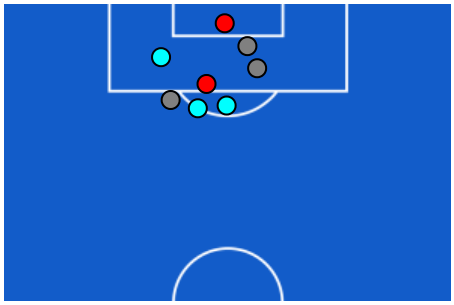

OPEN PLAY CROSSES MAP

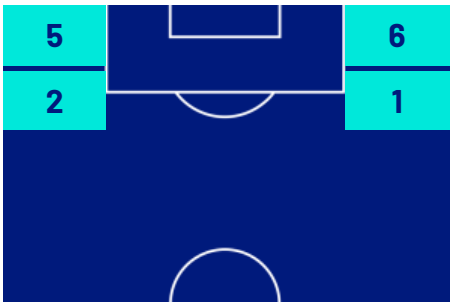

3	Crosses completed	4
21	Total crosses	13
14	Accuracy (%)	31

814	Total Balls Played	665
297	DEFENSIVE	245
360	MIDFIELD	301
157	ATTACK ZONE	119

MATCH REPORT

Bologna 25/04/2026 RENATO DALL'ARA 18:00

BOLOGNA 0-2 ROMA

KEY PLAYERS

RICCARDO ORSOLINI	7
Position	Forward
Date of birth	24/01/1997
Nationality	ITA

DONYELL MALEN	14
Position	Forward
Date of birth	19/01/1999
Nationality	NED

Jog 74% - Run 24% - Sprint 2%		Km 7.234
5.315	1.733	0.145

Mvp Stats	
Minutes Played	79
Goals	0
Scoring Chances	0
Attempts	4
Attempts on target	1(0)
Assists	0
Balls Played	29
Passes Completed	13
Passes Completed/Attempted (%)	72
Key Passes	1
Gained Possessions	2
Fouls Suffered	2

Jog 81% - Run 18% - Sprint 1%		Km 6.317
5.091	1.097	0.087

Mvp Stats	
Minutes Played	79
Goals	1
Scoring Chances	2
Attempts	3
Attempts on target	1(1)
Assists	1
Balls Played	33
Passes Completed	15
Passes Completed/Attempted (%)	75
Key Passes	2
Gained Possessions	2
Fouls Suffered	0

The above statistics are considered final 24 hours after the end of the match.

The disciplinary sanctions are unofficial, as they come from real-time tracking during the match. They will become official following approval by the relevant bodies.

In the case of uncertainty over the identity of a goalscorer, Lega Serie A will confirm this the day after each round of matches is completed.

The official data providers are Kama, Hawk-Eye, Math and Sport.