

# MATCH REPORT



Matchday 30  
SERIE A CHAMPIONSHIP 2025-2026



**GENOA**



**UDINESE**

Genova 20/03/2026  
LUIGI FERRARIS 20:45

Genova 20/03/2026 LUIGI FERRARIS 20:45



**GENOA**

**0-2**

**UDINESE**



## LINE-UPS

### GENOA

16	BIJLOW (GK)
27	MARCANDALLI
5	ØSTIGÅRD
22	VÁSQUEZ
77	ELLERTSSON
32	FRENDRUP
17	MALINOVSKYI
15	NORTON-CUFFY
10	MESSIAS
9	VITINHA
29	COLOMBO



### Bench

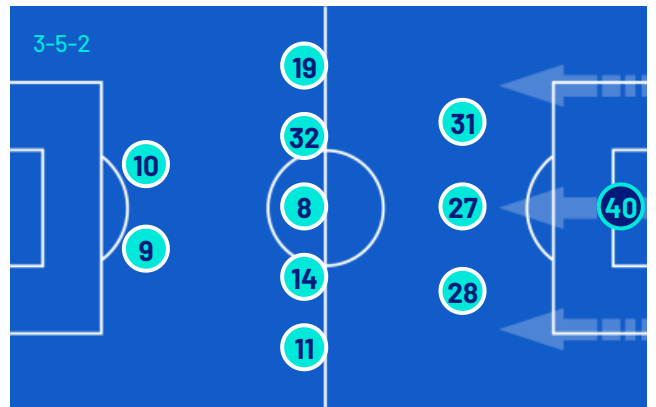
1	LEALI (GK)
39	SOMMARIVA (GK)
3	MARTÍN
4	AMORIM
8	BALDANZI
13	ZÄTTERSTRÖM
14	ONANA
18	EKUBAN
20	SABELLI
21	EKHATOR
34	OTOA
73	MASINI

Head Coach: **DANIELE DE ROSSI**

Referee: **GIUSEPPE COLLU**  
 Assistant referee: **GIORGIO PERETTI**  
 Assistant referee: **SIMONE BIFFI**

### UDINESE

(GK) OKOYE	40
KRISTENSEN	31
KABASELE	27
SOLET	28
EHIZIBUE	19
EKKELENKAMP	32
KARLSTRÖM	8
ATTA	14
KAMARA	11
ZANIOLO	10
DAVIS	9



### Bench

(GK) SAVA	90
(GK) PADELLI	93
ZARRAGA	6
GUEYE	7
BERTOLA	13
BAYO	15
ARIZALA	20
MLAČIĆ	22
PIOTROWSKI	24
MILLER	38

Head Coach: **KOSTA RUNJAIĆ**

Fourth official: **NICCOLO' TURRINI**  
 V.A.R.: **GIANLUCA AURELIANO**  
 A.V.A.R.: **IVANO PEZZUTO**

Genova 20/03/2026 LUIGI FERRARIS 20:45



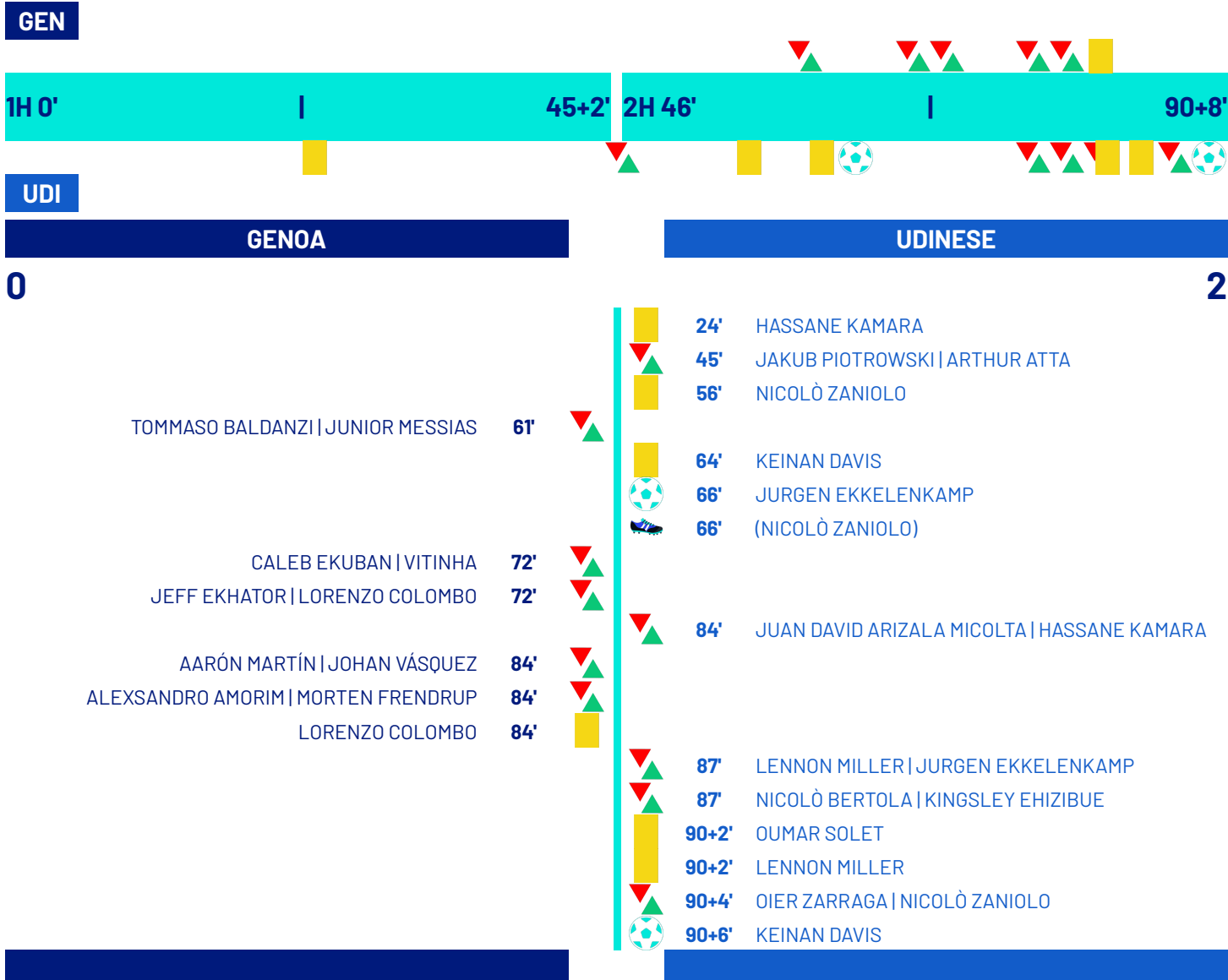
**GENOA**

**0-2**

**UDINESE**



## MATCH EVENTS



Legend:

- Goals
- Penalty
- Yellow Card
- Red Card
- Double Yellow Card
- Owngoal
- Assist
- Substitution

Genova 20/03/2026 LUIGI FERRARIS 20:45



**GENOA**

**0-2**

**UDINESE**



## GAME TIME



Effective  
played time:  
53%

1st Half - 2nd Half  
27'07" - 25'13"



## BALL POSSESSION

GENOA

UDINESE

### QUARTERS BALL POSSESSION

1H	0'-15'	2H	46'-60'
56.18%	43.82%	45.78%	54.22%
	16'-30'		61'-75'
72.64%	27.36%	59.57%	40.43%
	31'-46'		76'-99'
56.96%	43.04%	74.75%	25.25%

## TEAM STATS

	GEN	UDI
Attempts	18	6
Attempts on target	2	3
Attempts on target from penalty box	10	4
Post		
Bar	2	
Attempts off target	8	1
Blocked Shots	5	2
Scoring Chances	2	1
Key Passes	13	4
Assists		1
Fouls Committed	5	13
Corners	7	1
Offsides	1	1
Cross Completed/Total	7/38	2/8
Dribbling	5	5
Passes Completed	398	232
Passes Completed/Attempted (%)	83	77
Passes Final Third	80	23
Balls played forward	176	72
Long Passes	36	17
Saves	1	2
Gained Possessions	40	39

Genova 20/03/2026 LUIGI FERRARIS 20:45



**GENOA**

**0-2**

**UDINESE**



## PLAYER STATS

GENOA		M	GC	OG	S	AS	CL	LB	FYC	SYC	RC
16	BIJLOW	100'	2		1			9			
27	MARCANDALLI	100'							67		
5	ØSTIGÅRD	100'						1	81	2	
22	VÁSQUEZ	85'			1			2	78	1	
77	ELLERTSSON	100'			3			2	51	1	
32	FRENDRUP	85'						2	70	1	
17	MALINOVSKYI	100'			5	1			79	4	
15	NORTON-CUFFY	100'			2	1		1	41	2	
10	MESSIAS	62'			1	1		2	41	1	
9	VITINHA	73'			3		1		20	5	
29	COLOMBO	73'			2		1	1	12	6	
3	MARTÍN	15'							12	7	
4	AMORIM	15'			1				16	9	
8	BALDANZI	38'						2	18	15	
18	EKUBAN	27'							2	1	
21	EKHATOR	27'							9	1	

UDINESE		M	GC	OG	S	AS	CL	LB	FYC	SYC	RC
40	OKOYE	100'			2		1	23			
31	KRISTENSEN	100'						1	41		
27	KABASELE	100'			1				41		
28	SOLET	100'						1	84		
19	EHIZIBUE	88'							36		
32	EKKELENKAMP	88'	1		1	1	1		33		
8	KARLSTRÖM	100'							45		
14	ATTA	47'							17		
11	KAMARA	85'						1	43		
10	ZANILOLO	95'			2	1			30	1	
9	DAVIS	100'	1		1	1			28	1	
6	ZARRAGA	5'							1		
13	BERTOLA	12'							6	1	
20	ARIZALA	15'							5		
24	PIOTROWSKI	53'			1				19	7	
38	MILLER	12'						1	5	2	

## Legend

FYC	Yellow Card
OG	Owngoal
BP	Balls Played
SYC	Double Yellow Card
RC	Red Card
G	Goals
GC	Goal Conceded
M	Minutes Played
AS	Assists
FS	Fouls Suffered
A	Attempts
AT	Attempts on target
SC	Scoring Chances
HW	Hit Woodwork
S	Saves
CL	Clearences
LB	Long Ball
P(%)	Passes Completed/Attempted (%)
KP	Key Passes
PA	Balls played forward
P	Passes Completed
R	Gained Possessions

## PLAYERS RANKING

Attempts			Attempts on target			Passes Final Third			Scoring Chances		
1	MALINOVSKYI	GEN 5	1	NORTON-CUFFY	GEN 1	1	NORTON-CUFFY	GEN 12	1	EKKELENKAMP	UDI 1
2	ELLERTSSON	GEN 3	2	MESSIAS	GEN 1	2	MESSIAS	GEN 9	2	COLOMBO	GEN 1
3	VITINHA	GEN 3	3	EKKELENKAMP	UDI 1	3	ELLERTSSON	GEN 9	3	VITINHA	GEN 1
4	NORTON-CUFFY	GEN 2	4	DAVIS	UDI 1	4	FRENDRUP	GEN 8			
5	COLOMBO	GEN 2	5	ZANILOLO	UDI 1	5	MALINOVSKYI	GEN 8			

Crosses			Passes Completed			Key Passes			Dribbling		
1	MALINOVSKYI	GEN 9	1	ØSTIGÅRD	GEN 57	1	MALINOVSKYI	GEN 4	1	NORTON-CUFFY	GEN 3
2	VÁSQUEZ	GEN 6	2	FRENDRUP	GEN 54	2	NORTON-CUFFY	GEN 2	2	EHIZIBUE	UDI 2
3	NORTON-CUFFY	GEN 5	3	SOLET	UDI 53	3	ØSTIGÅRD	GEN 2	3	KRISTENSEN	UDI 2
4	ØSTIGÅRD	GEN 5	4	MALINOVSKYI	GEN 52	4	ZANILOLO	UDI 2	4	MESSIAS	GEN 1
5	ELLERTSSON	GEN 5	5	VÁSQUEZ	GEN 46	5	EKHATOR	GEN 1	5	ELLERTSSON	GEN 1

Genova 20/03/2026 LUIGI FERRARIS 20:45



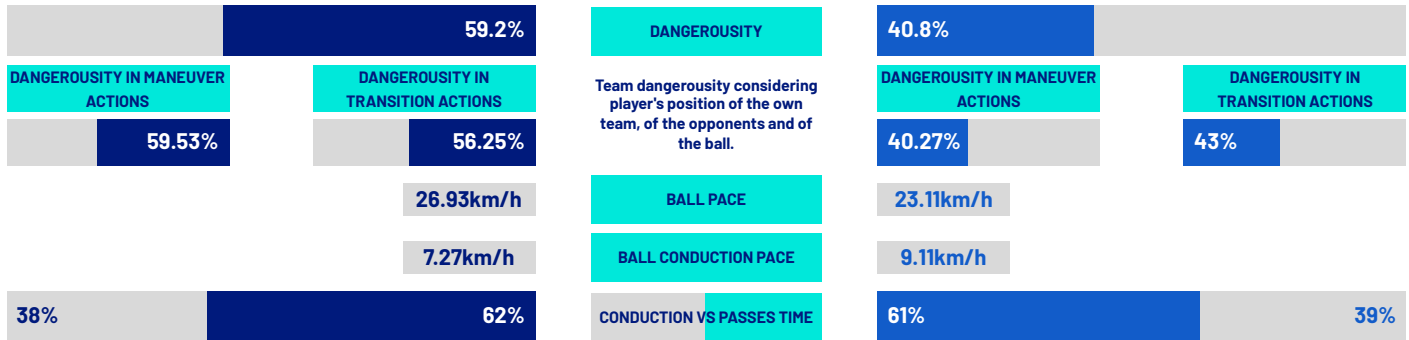
**GENOA**

**0-2**

**UDINESE**



## TEAM INDICATORS



## RECORDMEN

### PASS GAIN

Number of players overtaken by a vertical pass (only successful passes are considered).

It shows how much a player tends to overcome the opponent's pressure lines.

1	29	LORENZO COLOMBO	4.2	1	10	NICOLÒ ZANILOLO	3
2	5	LEO ØSTIGÅRD	3.75	2	14	ARTHUR ATTA	2.33
3	77	MIKAEL ELLERTSSON	3	3	9	KEINAN DAVIS	1.5
4	16	JUSTIN BIJLOW	2.5	4	28	OUMAR SOLET	1.5
5	27	ALESSANDRO MARCANDALLI	2.5	5	11	HASSANE KAMARA	1.25

### PASS RISK

Measures the player's propensity to risk the pass (only successful passes are considered).

1	29	LORENZO COLOMBO	41.2%	1	8	JESPER KARLSTRÖM	27.75%
2	77	MIKAEL ELLERTSSON	38.5%	2	28	OUMAR SOLET	17.54%
3	5	LEO ØSTIGÅRD	29.6%	3	14	ARTHUR ATTA	5.33%
4	15	BROOKE NORTON-CUFFY	27%	4	27	CHRISTIAN KABASELE	4.67%
5	27	ALESSANDRO MARCANDALLI	23.5%	5	31	THOMAS KRISTENSEN	3.33%

### RECEIVED PRESSURE

How much the player with the ball is pressed by the opposite team.

It depends on the speed, running direction and distance from the opponent who is at a shorter distance.

1	18	CALEB EKUBAN	81.29%	1	9	KEINAN DAVIS	73.49%
2	21	JEFF EKHATOR	79.92%	2	6	OIER ZARRAGA	69.2%
3	29	LORENZO COLOMBO	78.44%	3	10	NICOLÒ ZANILOLO	68.4%
4	9	VITINHA	75.43%	4	38	LENNON MILLER	67.1%
5	8	TOMMASO BALDANZI	60.61%	5	14	ARTHUR ATTA	61.11%

### PASS AVAILABILITY

Ability of a player to get away from opponents to receive the ball.

It is computed for all the teammates of the player in possession.

1	4	ALEXSANDRO AMORIM	93.5%	1	31	THOMAS KRISTENSEN	76.97%
2	3	AARÓN MARTÍN	93%	2	28	OUMAR SOLET	76.12%
3	77	MIKAEL ELLERTSSON	80.89%	3	11	HASSANE KAMARA	75.4%
4	15	BROOKE NORTON-CUFFY	79.12%	4	27	CHRISTIAN KABASELE	74.68%
5	22	JOHAN VÁSQUEZ	78.99%	5	8	JESPER KARLSTRÖM	71.04%

Genova 20/03/2026 LUIGI FERRARIS 20:45



**GENOA**

**0-2**

**UDINESE**



## PLAYERS RANKING (ATHLETICS PERFORMANCE)

Jog - Run - Sprint (km)			
1	RUSLAN MALINOVSKIY	Total 11.048	
	8.224	2.718	0.039
2	LEO SKIRI OSTIGARD	Total 10.513	
	8.550	1.739	0.137
3	MIKAEL EGILL ELLERTSSON	Total 10.351	
	7.984	1.864	0.397
4	ALESSANDRO MARCANDALLI	Total 10.260	
	8.026	1.789	0.373
5	BROOKE DION NELSON NORTON-CUFFY	Total 10.259	
	7.778	2.097	0.308

Jog - Run - Sprint (km)			
1	JESPER KARLSTRÖM	Total 11.584	
	8.751	2.616	0.141
2	NICOLÒ ZANIOLO	Total 10.816	
	7.805	2.527	0.425
3	JURGEN EKKELENKAMP	Total 10.184	
	7.559	2.327	0.205
4	KEINAN DAVIS	Total 10.011	
	8.019	1.600	0.300
5	OUMAR MICKAEL SOLET BOMAWOKO	Total 9.784	
	7.806	1.668	0.215

AVG Speed km/h (run)			
1	AMORIM	GEN	19.823
2	BALDANZI	GEN	19.684
3	EKUBAN	GEN	19.668
4	ELLERTSSON	GEN	19.653
5	EKHATOR	GEN	19.613

AVG Speed km/h (run)			
1	ARIZALA	UDI	20.179
2	OKOYE	UDI	19.714
3	MILLER	UDI	19.650
4	EHIZIBUE	UDI	19.649
5	ZANIOLO	UDI	19.640

AVG Speed km/h (sprint)			
1	MARCANDALLI	GEN	29.084
2	EKHATOR	GEN	28.946
3	BALDANZI	GEN	28.929
4	ELLERTSSON	GEN	28.567
5	NORTON-CUFFY	GEN	27.969

AVG Speed km/h (sprint)			
1	ARIZALA	UDI	30.075
2	EHIZIBUE	UDI	28.350
3	DAVIS	UDI	28.210
4	KAMARA	UDI	28.160
5	OKOYE	UDI	27.830

## TEAM STATS (ATHLETICS PERFORMANCE)

Distance Covered (km) 113.588

Distance Covered (km) 111.826

Jog - Run - Sprint (km)		
88.081	22.074	2.542

Jog - Run - Sprint (km)		
86.238	21.860	2.615

Fitness data displayed in the report are the ones collected in real time and could be different to the post-processed ones, delivered to the coaching staff

Jog:	0-7 km/h	Run:	7.1-15 km/h	Sprint:	15.1+ km/h	Jog + Run + Sprint:	Distance covered
TOP Sprinter:	Top four players per team						

Genova 20/03/2026 LUIGI FERRARIS 20:45



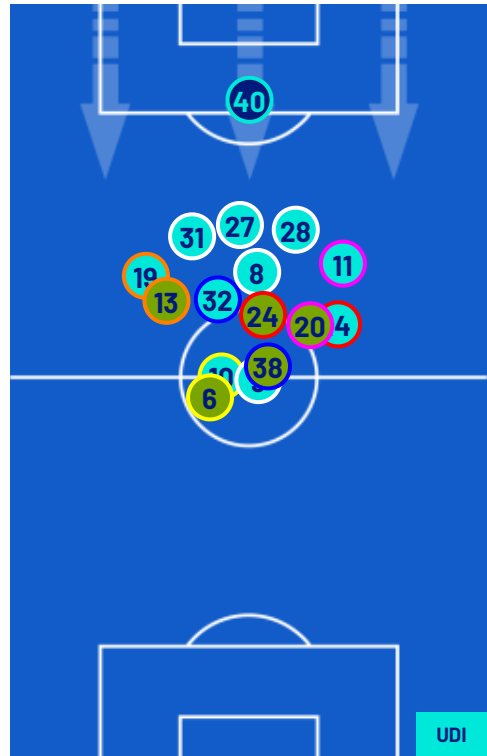
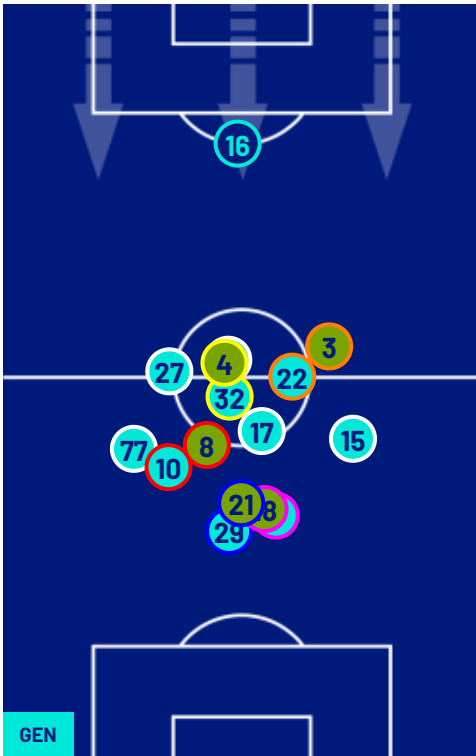
**GENOA**

**0-2**

**UDINESE**



## PLAYERS AVERAGE POSITIONS



- Legend:
- |                  |           |            |                           |           |
|------------------|-----------|------------|---------------------------|-----------|
| 1st Substitution | Player In | Player Out | Player In Substitution Of | Player In |
| 2nd Substitution | Player In | Player Out | Player In Substitution Of | Player In |
| 3rd Substitution | Player In | Player Out | Player In Substitution Of | Player In |
| 4th Substitution | Player In | Player Out | Player In Substitution Of | Player In |
| 5th Substitution | Player In | Player Out | Player In Substitution Of | Player In |

Genova 20/03/2026 LUIGI FERRARIS 20:45



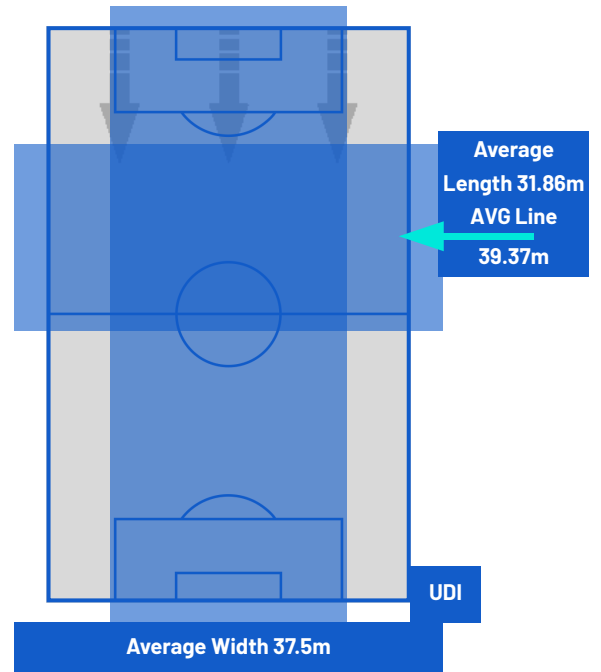
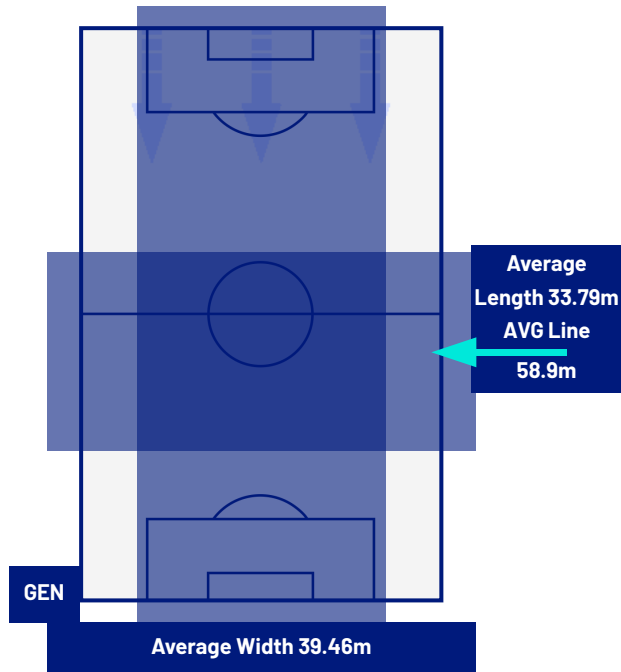
GENOA

0-2

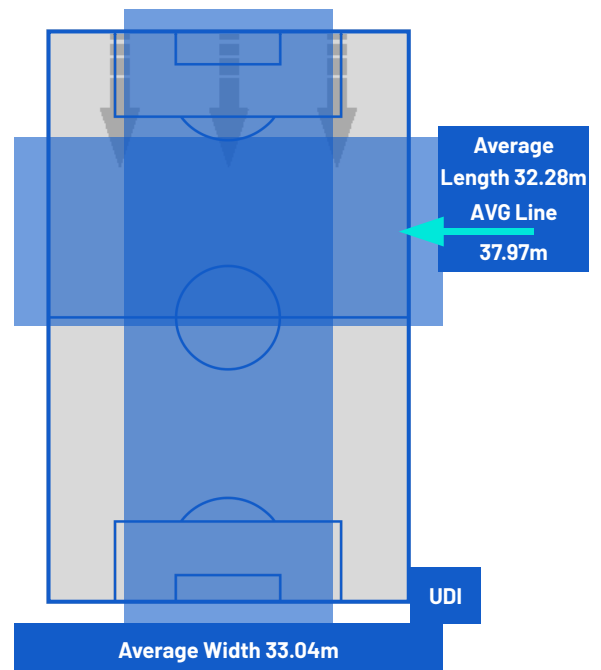
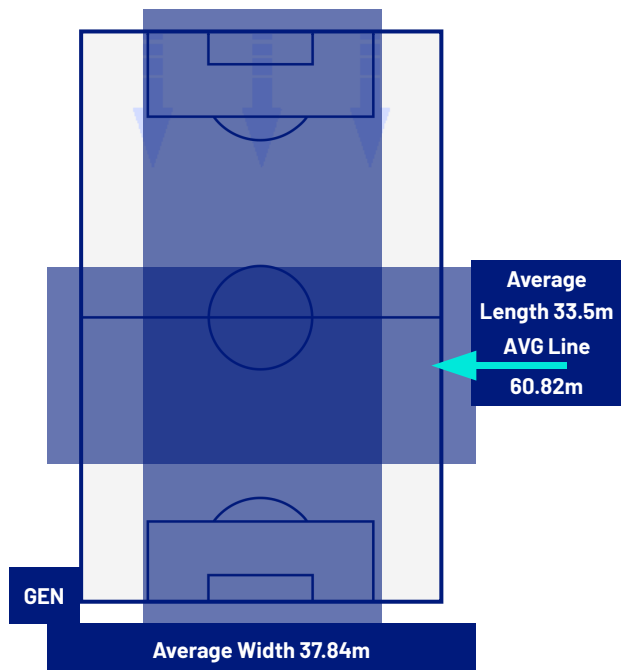
UDINESE



## TEAM'S DEFENSE POSITION 1ST HALF



## TEAM'S DEFENSE POSITION 2ND HALF



Genova 20/03/2026 LUIGI FERRARIS 20:45



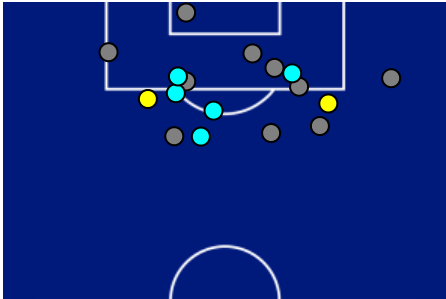
**GENOA**

**0-2**

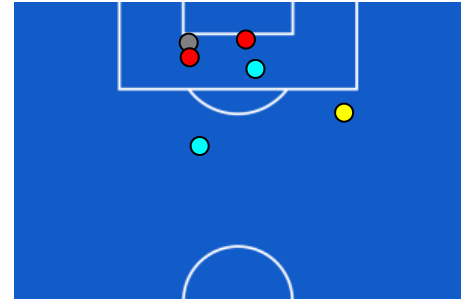
**UDINESE**



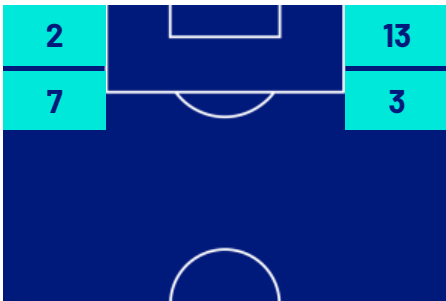
## ATTEMPTS MAP



0	Goals	2
2	On target	3
8	Off target	1
5	Blocked	2



## OPEN PLAY CROSSES MAP



7	Crosses completed	2
38	Total crosses	8
18	Accuracy (%)	25



695	Total Balls Played	538
164	DEFENSIVE	265
335	MIDFIELD	209
196	ATTACK ZONE	64

Genova 20/03/2026 LUIGI FERRARIS 20:45



**GENOA**

**0-2**

**UDINESE**



## KEY PLAYERS

 <b>RUSLAN MALINOVSKYI</b>	17
Position	Midfielder
Date of birth	04/05/1993
Nationality	UKR

 <b>KEINAN DAVIS</b>	9
Position	Forward
Date of birth	13/02/1998
Nationality	ENG

Jog 75% - Run 25% - Sprint 0%			Km 11.048
8.224	2.718	0.039	

Jog 81% - Run 16% - Sprint 3%			Km 10.011
8.019	1.600	0.300	

Mvp Stats	
Minutes Played	100
Goals	0
Scoring Chances	0
Attempts	5
Attempts on target	0 (0)
Assists	0
Balls Played	79
Passes Completed	52
Passes Completed/Attempted (%)	86
Key Passes	4
Gained Possessions	1
Fouls Suffered	0

Mvp Stats	
Minutes Played	100
Goals	1
Scoring Chances	0
Attempts	1
Attempts on target	1 (1)
Assists	0
Balls Played	28
Passes Completed	12
Passes Completed/Attempted (%)	80
Key Passes	1
Gained Possessions	3
Fouls Suffered	0

The above statistics are considered final 24 hours after the end of the match.

The disciplinary sanctions are unofficial, as they come from real-time tracking during the match. They will become official following approval by the relevant bodies.

In the case of uncertainty over the identity of a goalscorer, Lega Serie A will confirm this the day after each round of matches is completed.

The official data providers are Kama, Hawk-Eye, Math and Sport.