

MATCH REPORT



Matchday 2
SERIE A CHAMPIONSHIP 2025-2026



NAPOLI



CAGLIARI

Napoli 30/08/2025
DIEGO ARMANDO MARADONA 20:45

Napoli 30/08/2025 DIEGO ARMANDO MARADONA 20:45



NAPOLI

1-0

CAGLIARI



LINE-UPS

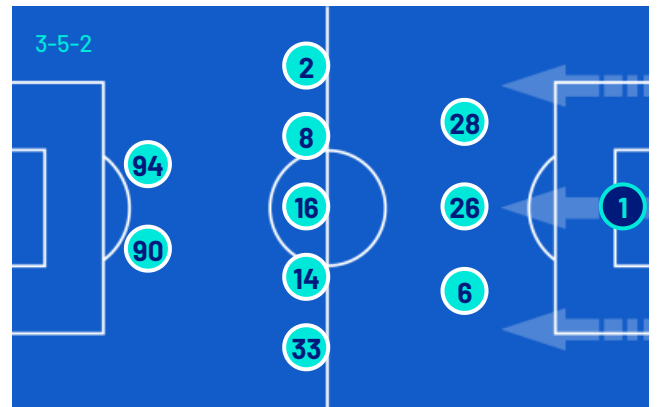
| NAPOLI | |
|--------|------------|
| 1 | MERET (GK) |
| 22 | DI LORENZO |
| 13 | RRAHMANI |
| 5 | JUAN JESUS |
| 37 | SPINAZZOLA |
| 99 | ANGUISSA |
| 68 | LOBOTKA |
| 11 | DE BRUYNE |
| 27 | LUCCA |
| 8 | MCTOMINAY |
| 21 | POLITANO |



| Bench | |
|-------|-----------------------|
| 14 | CONTINI (GK) |
| 32 | MILINKOVIĆ-SAVIĆ (GK) |
| 4 | BUONGIORNO |
| 6 | GILMOUR |
| 17 | OLIVERA |
| 26 | VERGARA |
| 29 | HASA |
| 30 | MAZZOCCHI |
| 31 | BEUKEMA |
| 35 | MARIANUCCI |
| 69 | AMBROSINO |
| 70 | LANG |
| 77 | CHEDDIRA |
| 94 | SACO |

Head Coach: **ANTONIO CONTE**

| CAGLIARI | |
|----------|----------------|
| (GK) | CAPRILE 1 |
| | ZAPPA 28 |
| | MINA 26 |
| | LUPERTO 6 |
| | PALESTRA 2 |
| | ADOPO 8 |
| | PRATI 16 |
| | DEIOLA 14 |
| | OBERT 33 |
| | S. ESPOSITO 94 |
| | FOLORUNSHO 90 |



| Bench | |
|-------|--------------|
| (GK) | CIOCCI 24 |
| (GK) | SARNO 34 |
| | IDRISSI 3 |
| | MAZZITELLI 4 |
| | KILIÇSOY 9 |
| | GAETANO 10 |
| | FELICI 17 |
| | DI PARDO 18 |
| | ROG 20 |
| | CAVUOTI 21 |
| | BORRELLI 29 |
| | LUVUMBO 77 |

Head Coach: **FABIO PISACANE**

Referee: **KEVIN BONACINA**
 Assistant referee: **CHRISTIAN ROSSI**
 Assistant referee: **KALED BAHRI**

Fourth official: **MATTEO MARCENARO**
 V.A.R.: **FEDERICO LA PENNA**
 A.V.A.R.: **DANIELE PATERNA**

Napoli 30/08/2025 DIEGO ARMANDO MARADONA 20:45



NAPOLI

1-0

CAGLIARI



MATCH EVENTS



Legend:





Matchday 2
SERIE A CHAMPIONSHIP 2025-2026

MATCH REPORT

Napoli 30/08/2025 DIEGO ARMANDO MARADONA 20:45



NAPOLI

1-0

CAGLIARI



GAME TIME



Effective
played time:
58%



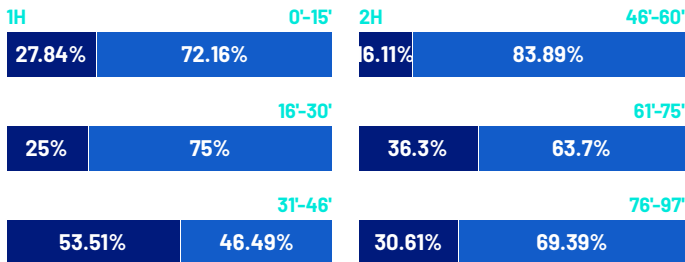
1st Half - 2nd Half
31'14" - 25'38"

BALL POSSESSION

NAPOLI

CAGLIARI

QUARTERS BALL POSSESSION



TEAM STATS

| | NAP | CAG |
|-------------------------------------|-------|-----|
| Attempts | 18 | 9 |
| Attempts on target | 6 | 1 |
| Attempts on target from penalty box | 13 | 2 |
| Post | | |
| Bar | | |
| Attempts off target | 7 | 7 |
| Blocked Shots | 4 | 1 |
| Scoring Chances | 3 | 1 |
| Key Passes | 14 | 5 |
| Assists | 1 | |
| Fouls Committed | 16 | 12 |
| Corners | 13 | |
| Offsides | 3 | 1 |
| Cross Completed/Total | 16/49 | 4/7 |
| Dribbling | 14 | 7 |
| Passes Completed | 594 | 289 |
| Passes Completed/Attempted (%) | 91 | 87 |
| Passes Final Third | 156 | 36 |
| Balls played forward | 339 | 89 |
| Long Passes | 89 | 46 |
| Saves | 1 | 5 |
| Gained Possessions | 42 | 45 |

Napoli 30/08/2025 DIEGO ARMANDO MARADONA 20:45



NAPOLI

1-0

CAGLIARI



PLAYER STATS

| NAPOLI | | | | | | | | | | | | | | | | | |
|--------|------------|-----|---|----|----|----|-----|-----|----|----|-----|------|----|---|-----|-----|----|
| M | GC | OG | S | AS | CL | LB | FYC | SYC | RC | | | | | | | | |
| 1 | MERET | 98' | | | | 8 | | | | | | | | | | | |
| M | G | OG | A | AT | PT | SC | FS | BP | AS | KP | P | P(%) | PA | R | FYC | SYC | RC |
| 22 | DI LORENZO | 98' | | | | | | | | 69 | 89 | 50 | 4 | | | | |
| 13 | RRAHMANI | 98' | | | | | 1 | | | 1 | 120 | 96 | 44 | 5 | | | |
| 5 | JUAN JESUS | 70' | | | | | | | | 1 | 85 | 98 | 33 | 1 | 1 | | |
| 37 | SPINAZZOLA | 82' | | 1 | 1 | | | 1 | | 2 | 39 | 86 | 26 | 5 | | | |
| 99 | ANGUISSA | 98' | 1 | | 4 | 2 | | | 1 | 1 | 41 | 87 | 26 | 3 | | | |
| 68 | LOBOTKA | 98' | | | | | | 4 | | 1 | 61 | 95 | 44 | 5 | | | |
| 11 | DE BRUYNE | 82' | | | 1 | | | | | 2 | 45 | 88 | 36 | 2 | 1 | | |
| 27 | LUCCA | 76' | | | 2 | 1 | | | 1 | 1 | 15 | 83 | 11 | | | | |
| 21 | POLITANO | 98' | | | 3 | | | 2 | | 3 | 32 | 86 | 26 | 6 | | | |
| 8 | MCTOMINAY | 98' | | | 5 | 2 | | 2 | 2 | | 23 | 85 | 14 | 1 | | | |
| 4 | BUONGIORNO | 29' | | | 1 | | | 1 | | 1 | 26 | 96 | 16 | 2 | | | |
| 17 | OLIVERA | 17' | | | | | | | | | 6 | 100 | 5 | | | | |
| 69 | AMBROSINO | 22' | | | | | | | | | | | | | | | |
| 70 | LANG | 17' | | | 1 | | | | | 1 | 8 | 72 | 8 | 2 | | | |

| CAGLIARI | | | | | | | | | | | | | | | | | |
|----------|-------------|-----|---|----|----|----|-----|-----|----|----|----|------|----|---|-----|-----|----|
| M | GC | OG | S | AS | CL | LB | FYC | SYC | RC | | | | | | | | |
| 1 | CAPRILE | 98' | 1 | | 5 | | 1 | 25 | | | | | | | | | |
| M | G | OG | A | AT | PT | SC | FS | BP | AS | KP | P | P(%) | PA | R | FYC | SYC | RC |
| 28 | ZAPPA | 59' | | | | | | 1 | | | 24 | 77 | 7 | 2 | 1 | | |
| 26 | MINA | 98' | | | | | | 1 | | | 33 | 94 | 3 | 2 | | | |
| 6 | LUPERTO | 98' | | | | | | 2 | | | 30 | 90 | 4 | 4 | | | |
| 2 | PALESTRA | 84' | | | | | | 3 | | 2 | 15 | 93 | 5 | 2 | | | |
| 8 | ADOPO | 98' | | | | | | | | 2 | 23 | 92 | 16 | 3 | | | |
| 16 | PRATI | 67' | | | 2 | | | 1 | | | 31 | 93 | 10 | 4 | | | |
| 14 | DEIOLA | 98' | | | | | | | | | 33 | 86 | 9 | 7 | | | |
| 33 | OBERT | 98' | | | | | | | | | 25 | 86 | 11 | 4 | | | |
| 94 | S. ESPOSITO | 67' | | | 1 | | | 1 | | | 11 | 78 | 7 | 1 | | | |
| 90 | FOLORUNSHO | 84' | | | 2 | | | 1 | 1 | | 16 | 84 | 7 | 1 | | | |
| 3 | IDRISSI | 15' | | | | | | 1 | | | 1 | 100 | 1 | 1 | | | |
| 10 | GAETANO | 32' | | | 2 | | | | | | 8 | 80 | 4 | | | | |
| 18 | DI PARDO | 15' | | | | | | | | | 1 | 100 | | 1 | | | |
| 29 | BORRELLI | 32' | | | | | | 3 | | | 5 | 100 | 3 | 1 | | | |
| 77 | LUVUMBO | 40' | | | 2 | 1 | | | 1 | 1 | 3 | 75 | 2 | 1 | | | |

Legend

| | |
|------|--------------------------------|
| FYC | Yellow Card |
| OG | Owngoal |
| BP | Balls Played |
| SYC | Double Yellow Card |
| RC | Red Card |
| G | Goals |
| GC | Goal Conceded |
| M | Minutes Played |
| AS | Assists |
| FS | Fouls Suffered |
| A | Attempts |
| AT | Attempts on target |
| SC | Scoring Chances |
| PT | Posts |
| S | Saves |
| CL | Clearences |
| LB | Long Ball |
| P(%) | Passes Completed/Attempted (%) |
| KP | Key Passes |
| PA | Balls played forward |
| P | Passes Completed |
| R | Gained Possessions |

PLAYERS RANKING

| Attempts | | | Attempts on target | | | Passes Final Third | | | Scoring Chances | | |
|----------|-----------|-------|--------------------|------------|-------|--------------------|------------|--------|-----------------|------------|-------|
| 1 | MCTOMINAY | NAP 5 | 1 | ANGUISSA | NAP 2 | 1 | DI LORENZO | NAP 25 | 1 | MCTOMINAY | NAP 2 |
| 2 | ANGUISSA | NAP 4 | 2 | MCTOMINAY | NAP 2 | 2 | SPINAZZOLA | NAP 19 | 2 | BUONGIORNO | NAP 1 |
| 3 | POLITANO | NAP 3 | 3 | SPINAZZOLA | NAP 1 | 3 | LOBOTKA | NAP 19 | 3 | FOLORUNSHO | CAG 1 |
| 4 | GAETANO | CAG 2 | 4 | LUCCA | NAP 1 | 4 | DE BRUYNE | NAP 16 | | | |
| 5 | LUCCA | NAP 2 | 5 | LUVUMBO | CAG 1 | 5 | POLITANO | NAP 15 | | | |

| Crosses | | | Passes Completed | | | Key Passes | | | Dribbling | | |
|---------|------------|--------|------------------|------------|---------|------------|------------|-------|-----------|------------|-------|
| 1 | POLITANO | NAP 19 | 1 | RRAHMANI | NAP 120 | 1 | POLITANO | NAP 3 | 1 | SPINAZZOLA | NAP 3 |
| 2 | DE BRUYNE | NAP 11 | 2 | JUAN JESUS | NAP 85 | 2 | DE BRUYNE | NAP 2 | 2 | MCTOMINAY | NAP 3 |
| 3 | SPINAZZOLA | NAP 5 | 3 | DI LORENZO | NAP 69 | 3 | SPINAZZOLA | NAP 2 | 3 | POLITANO | NAP 2 |
| 4 | DI LORENZO | NAP 4 | 4 | LOBOTKA | NAP 61 | 4 | PALESTRA | CAG 2 | 4 | LUVUMBO | CAG 2 |
| 5 | ANGUISSA | NAP 3 | 5 | DE BRUYNE | NAP 45 | 5 | ADOPO | CAG 2 | 5 | ANGUISSA | NAP 1 |

Napoli 30/08/2025 DIEGO ARMANDO MARADONA 20:45



NAPOLI

1-0

CAGLIARI



PLAYERS RANKING (ATHLETICS PERFORMANCE)

| Jog - Run - Sprint (km) | | | |
|-------------------------|----------------------------|-----------------|-------|
| 1 | SCOTT FRANCIS MCTOMINAY | Total 12.125 | |
| | 9.627 | 2.350 | 0.101 |
| 2 | ANDRE FRANK ZAMBO ANGUISSA | Total 11.976 | |
| | 9.097 | 2.666 | 0.172 |
| 3 | STANISLAV LOBOTKA | Total 11.815 | |
| | 8.702 | 2.839 | 0.196 |
| 4 | GIOVANNI DI LORENZO | Total 11.448 | |
| | 9.131 | 2.025 | 0.247 |
| 5 | AMIR RRAHMANI | Total 11.313 | |
| | 9.534 | 1.601 | 0.133 |

| Jog - Run - Sprint (km) | | | |
|-------------------------|--------------------|-----------------|-------|
| 1 | ALESSANDRO DEIOLA | Total 12.243 | |
| | 8.974 | 3.056 | 0.132 |
| 2 | NDARY MICHEL ADOPO | Total 11.769 | |
| | 9.202 | 2.289 | 0.208 |
| 3 | ADAM OBERT | Total 10.841 | |
| | 8.951 | 1.702 | 0.123 |
| 4 | MARCO PALESTRA | Total 9.676 | |
| | 7.799 | 1.615 | 0.207 |
| 5 | SEBASTIANO LUPERTO | Total 9.527 | |
| | 8.323 | 1.054 | 0.042 |

| AVG Speed km/h (run) | | | |
|----------------------|------------|-----|--------|
| 1 | MERET | NAP | 19.837 |
| 2 | LANG | NAP | 19.548 |
| 3 | SPINAZZOLA | NAP | 19.533 |
| 4 | POLITANO | NAP | 19.529 |
| 5 | DI LORENZO | NAP | 19.503 |

| AVG Speed km/h (run) | | | |
|----------------------|----------|-----|--------|
| 1 | IDRISSI | CAG | 19.739 |
| 2 | OBERT | CAG | 19.589 |
| 3 | LUPERTO | CAG | 19.559 |
| 4 | PALESTRA | CAG | 19.543 |
| 5 | GAETANO | CAG | 19.528 |

| AVG Speed km/h (sprint) | | | |
|-------------------------|------------|-----|--------|
| 1 | DI LORENZO | NAP | 28.075 |
| 2 | POLITANO | NAP | 27.733 |
| 3 | SPINAZZOLA | NAP | 27.371 |
| 4 | DE BRUYNE | NAP | 27.184 |
| 5 | AMBROSINO | NAP | 27.130 |

| AVG Speed km/h (sprint) | | | |
|-------------------------|------------|-----|--------|
| 1 | IDRISSI | CAG | 27.974 |
| 2 | ADOPO | CAG | 27.883 |
| 3 | FOLORUNSHO | CAG | 27.876 |
| 4 | OBERT | CAG | 27.773 |
| 5 | GAETANO | CAG | 27.305 |

TEAM STATS (ATHLETICS PERFORMANCE)

Distance Covered (km) 120.613

Distance Covered (km) 116.523

| Jog - Run - Sprint (km) | | |
|-------------------------|--------|-------|
| 95.224 | 22.984 | 1.777 |

| Jog - Run - Sprint (km) | | |
|-------------------------|--------|-------|
| 94.541 | 19.821 | 1.274 |

Fitness data displayed in the report are the ones collected in real time and could be different to the post-processed ones, delivered to the coaching staff

| | | | | | | | |
|----------------------|---------------------------|-------------|-------------|----------------|------------|----------------------------|------------------|
| Jog: | 0-7 km/h | Run: | 7.1-15 km/h | Sprint: | 15.1+ km/h | Jog + Run + Sprint: | Distance covered |
| TOP Sprinter: | Top four players per team | | | | | | |

Napoli 30/08/2025 DIEGO ARMANDO MARADONA 20:45



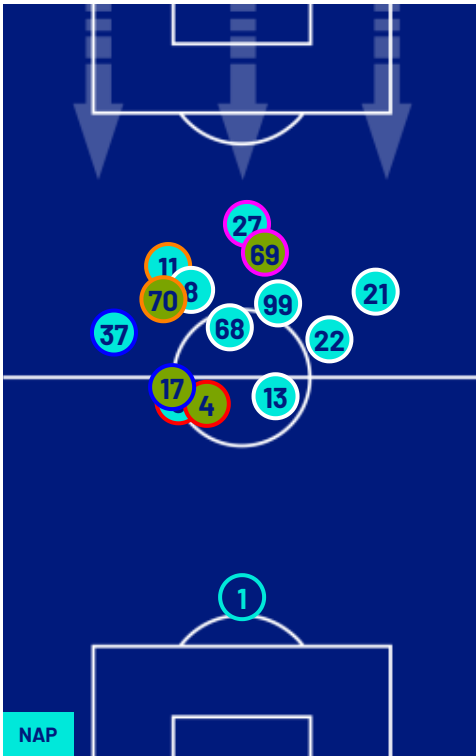
NAPOLI

1-0

CAGLIARI



PLAYERS AVERAGE POSITIONS



- Legend:
- | | | | | |
|------------------|-------------|--------------|-----------------------------|---|
| 1st Substitution | ● Player In | ○ Player Out | ■ Player In Substitution Of | ● |
| 2nd Substitution | ● Player In | ○ Player Out | ■ Player In Substitution Of | ● |
| 3rd Substitution | ● Player In | ○ Player Out | ■ Player In Substitution Of | ● |
| 4th Substitution | ● Player In | ○ Player Out | ■ Player In Substitution Of | ● |
| 5th Substitution | ● Player In | ○ Player Out | ■ Player In Substitution Of | ● |

Napoli 30/08/2025 DIEGO ARMANDO MARADONA 20:45



NAPOLI

1-0

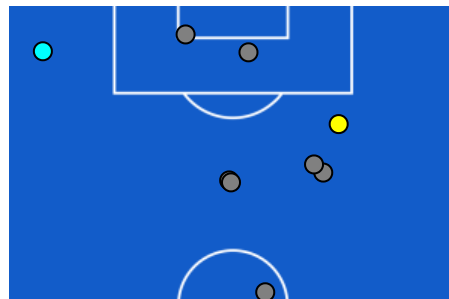
CAGLIARI



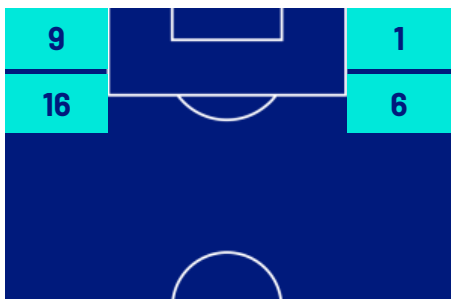
ATTEMPTS MAP



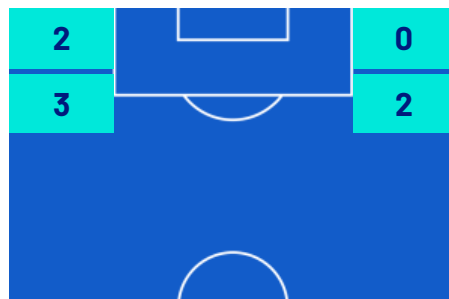
| | | |
|---|------------|---|
| 1 | Goals | 0 |
| 6 | On target | 1 |
| 7 | Off target | 7 |
| 4 | Blocked | 1 |



OPEN PLAY CROSSES MAP



| | | |
|----|-------------------|----|
| 16 | Crosses completed | 4 |
| 49 | Total crosses | 7 |
| 33 | Accuracy (%) | 57 |



| | | |
|-----|--------------------|-----|
| 917 | Total Balls Played | 537 |
| 195 | DEFENSIVE | 282 |
| 403 | MIDFIELD | 181 |
| 319 | ATTACK ZONE | 74 |

Napoli 30/08/2025 DIEGO ARMANDO MARADONA 20:45



NAPOLI

1-0

CAGLIARI



KEY PLAYERS

| | |
|--|------------|
|  ANDRE FRANK ZAMBO ANGUISSA | 99 |
| Position | Midfielder |
| Date of birth | 16/11/1995 |
| Nationality | CMR |

Jog 44% - Run 44% - Sprint 12% **Km 11.976**

| | | |
|--------------|--------------|--------------|
| 9.097 | 2.666 | 0.172 |
|--------------|--------------|--------------|

Mvp Stats

| | |
|--------------------------------|--------------|
| Minutes Played | 98 |
| Goals | 1 |
| Scoring Chances | 0 |
| Attempts | 4 |
| Attempts on target | 2 (1) |
| Assists | 0 |
| Balls Played | 0 |
| Passes Completed | 41 |
| Passes Completed/Attempted (%) | 87 |
| Key Passes | 1 |
| Gained Possessions | 3 |
| Fouls Suffered | 1 |

| | |
|---|------------|
|  YERRY FERNANDO MINA GONZALEZ | 26 |
| Position | Defender |
| Date of birth | 23/09/1994 |
| Nationality | COL |

Jog 48% - Run 40% - Sprint 12% **Km 9.322**

| | | |
|--------------|--------------|--------------|
| 8.123 | 1.051 | 0.035 |
|--------------|--------------|--------------|

Mvp Stats

| | |
|--------------------------------|--------------|
| Minutes Played | 98 |
| Goals | 0 |
| Scoring Chances | 0 |
| Attempts | 0 |
| Attempts on target | 0 (0) |
| Assists | 0 |
| Balls Played | 0 |
| Passes Completed | 33 |
| Passes Completed/Attempted (%) | 94 |
| Key Passes | 0 |
| Gained Possessions | 2 |
| Fouls Suffered | 1 |

The above statistics are considered final 24 hours after the end of the match.

The disciplinary sanctions are unofficial, as they come from real-time tracking during the match. They will become official following approval by the relevant bodies.

In the case of uncertainty over the identity of a goalscorer, Lega Serie A will confirm this the day after each round of matches is completed.

The official data providers are Kama, Hawk-Eye, Math and Sport.