MATCH REPORT

Matchday 12

SERIE A CHAMPIONSHIP 2026-2027

BOLOGNA

UDINESE

Bologna 22/11/2026

RENATO DALL'ARA 15:00

MATCH REPORT

Bologna 22/11/2026 RENATO DALL'ARA 15:00

BOLOGNA	1-1	UDINESE

LINE-UPS

BOLOGNA		UDINESE	
1	SKORUPSKI (GK)	(GK) OKOYE	40
36	DARMIAN	KABASELE	27
16	CASALE	PALMA	16
3	THEATE	SOLET	28
20	ZORTEA	ABANKWAH	14
19	L. FERGUSON	PIOTROWSKI	24
4	POBEGA	LOVRIĆ	4
28	CAMBIAGHI	KARLSTRÖM	8
7	ORSOLINI	KAMARA	11
21	ODGAARD	EKKELENKAMP	32
10	BERNARDESCHI	ZANIOLO	10

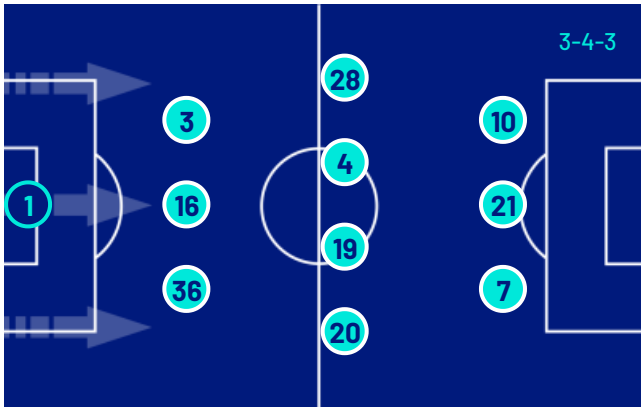

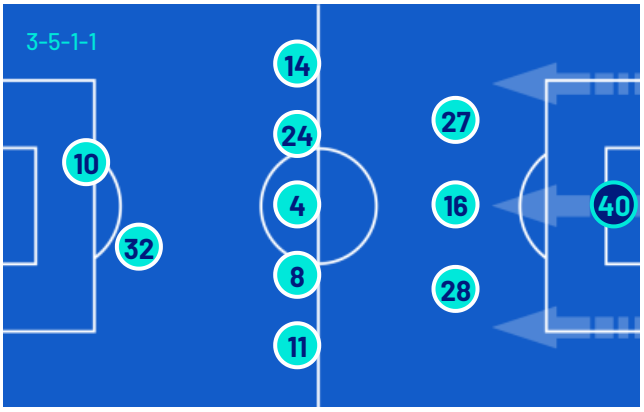

Bench		Bench	
25	PESSINA (GK)	(GK) MROZEK	41
75	GIACOMONE (GK)	(GK) PADELLI	93
5	HELLAND	ALABA	5
6	N. MORO	ZARRAGA	6
8	AMONDARAIN	BAYO	15
9	DOVBYK	ARIZALA	20
11	MBANGULA	VOJVODA	23
18	LIBRA	CHAKVETADZE	30
23	ALHASSANE	MILLER	38
29	DE SILVESTRI	VINCIATI	45
34	BADORI	UNAI GÓMEZ	46
41	VITÍK	ZANOLI	59
91	PICCOLI	JOVANOVIĆ	91

Head Coach: RAFFAELE PALLADINO

Head Coach: PAOLO ZANETTI

Referee: LIVIO MARINELLI
Assistent referee: ALESSIO BERTI
Assistent referee: MATTEO LAURI

Fourth official: GIOVANNI AYROLDI
V.A.R.: ALBERTO SANTORO
A.V.A.R.: DANIELE PATERNA

MATCH REPORT

Bologna 22/11/2026 RENATO DALL'ARA 15:00

BOLOGNA	1–1	UDINESE

MATCH EVENTS

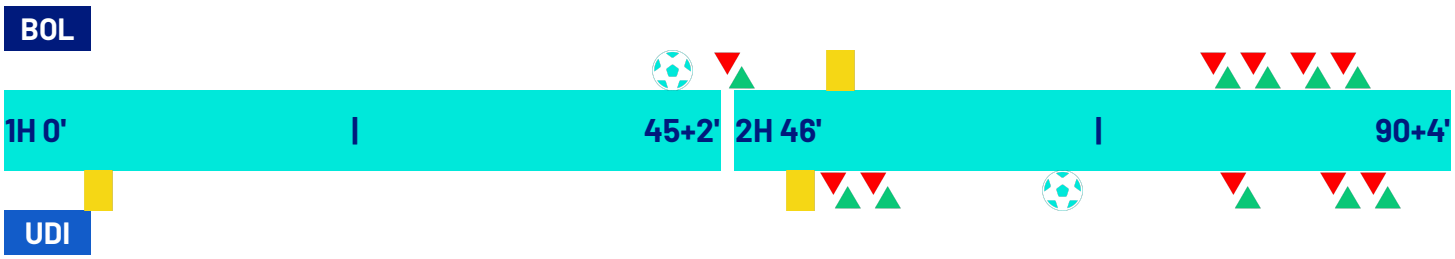

BOLOGNA		UDINESE
1		1
NADIR ZORTEA	43'	
RAHIM ALHASSANE | RICCARDO ORSOLINI	45'	
	6'	MATTEO PALMA
FEDERICO BERNARDESCHI	52'	
	52'	OUMAR SOLET
	56'	ALESSANDRO ZANOLI | MATTEO PALMA
	56'	VAKOUN BAYO | SANDI LOVRIĆ
	67'	NICOLÒ ZANIOLO
	79'	MËRGIM VOJVODA | NICOLÒ ZANIOLO
MARTIN VITÍK | NADIR ZORTEA	79'	
SAMUEL MBANGULA | FEDERICO BERNARDESCHI	79'	
MIKEL AMONDARAIN | MATTEO DARMIAN	85'	
ROBERTO PICCOLI | NICOLÒ CAMBIAGHI	85'	
	87'	OIER ZARRAGA | JAKUB PIOTROWSKI
	87'	DAVID ALABA | CHRISTIAN KABASELE

Yellow Card Head Coach PAOLO ZANETTI

Legend:

Goals · Penalty · Yellow Card · Red Card · Double Yellow Card
Owngoal · Assist · Substitution

MATCH REPORT

Bologna 22/11/2026 RENATO DALL'ARA 15:00

BOLOGNA	1-1	UDINESE

GAME TIME

94'08''

Effective played time: 62%

58'25''

1st Half - 2nd Half
27'57'' - 30'28''

BALL POSSESSION

BOLOGNA UDINESE

QUARTERS BALL POSSESSION

1H	0'-15'	2H	46'-60'
40%	60%	44.1%	55.9%
16'-30'		61'-75'	
51.37%	48.63%	54.86%	45.14%
31'-46'		76'-94'	
57.74%	42.26%	56.93%	43.07%

TEAM STATS

	BOL	UDI
Attempts	16	9
Attempts on target	4	3
Attempts on target from penalty box	14	7
Post		
Bar		
Attempts off target	5	5
Blocked Shots	6	
Scoring Chances	1	1
Key Passes	11	6
Assists		
Fouls Committed	13	11
Corners	8	4
Offsides	2	2
Cross Completed/Total	8/32	6/21
Dribblings	3	3
Passes Completed	382	370
Passes Completed/Attempted (%)	83	82
Passes Final Third	81	65
Balls played forward	179	149
Long Passes	23	39
Saves	3	4
Gained Possessions	38	29

MATCH REPORT

Bologna 22/11/2026 RENATO DALL'ARA 15:00

BOLOGNA 1-1 UDINESE

PLAYER STATS

BOLOGNA	M	GC	OG	S	AS	CL	LB	FYC	SYC	RC
1 SKORUPSKI	95'	1		3		3	10			

	M	G	OG	A	AT	HW	SC	FS	BP	AS	KP	P	P(%)	PA	R	FYC	SYC	RC
36 DARMIAN	86'								46		1	32	84	12	5			
16 CASALE	95'			1	1				72			56	96	14	7			
3 THEATE	95'			1	1				86		1	52	83	19	5			
20 ZORTEA	80'	1		1	1		1		63		1	32	74	19	2			
19 L. FERGUSON	95'							1	84		2	67	97	37	3			
4 POBEGA	95'			1					60			40	83	25	4			
28 CAMBIAGHI	86'							6	47			16	61	11	3			
7 ORSOLINI	47'			2					13			5	71	4				
21 ODGAARD	95'			4				2	20		1	6	100	5				
10 BERNARDESCHI	80'			5					53		4	24	80	18	2	1		
8 AMONDARAIN	9'								4		1	2	66	1				
11 MBANGULA	15'								7			4	100	2				
23 ALHASSANE	49'			1	1				32			18	81	9	3			
41 VITÍK	15'								10			6	66	2				
91 PICCOLI	9'								1			1	100	1				

UDINESE	M	GC	OG	S	AS	CL	LB	FYC	SYC	RC
40 OKOYE	95'	1		4			16			

	M	G	OG	A	AT	HW	SC	FS	BP	AS	KP	P	P(%)	PA	R	FYC	SYC	RC
27 KABASELE	88'								65			51	94	6	2			
16 PALMA	57'			1					46			29	85	4	3	1		
28 SOLET	95'			1				1	79			53	88	20	4	1		
14 ABANKWAH	95'			1					54		1	28	71	12	3			
24 PIOTROWSKI	88'							2	43		1	30	93	17	6			
4 LOVRIĆ	57'			1	1			4	33		1	15	78	7	1			
8 KARLSTRÖM	95'								61		1	39	84	13	5			
11 KAMARA	95'							1	44			31	91	19	1			
32 EKKELENKAMP	95'			2				3	44		1	30	85	20	2			
10 ZANIOLO	80'	1		3	2		1	2	46		1	16	59	10	1			
5 ALABA	7'								8			8	100	1				
6 ZARRAGA	7'								2			2	100	1				
15 BAYO	38'								8			5	83	2				
23 VOJVODA	15'								13			9	81	8	1			
59 ZANOLI	38'								17			10	76	9				

Legend

FYC	Yellow Card
OG	Owngoal
BP	Balls Played
SYC	Double Yellow Card
RC	Red Card
G	Goals
GC	Goal Conceded
M	Minutes Played
AS	Assists
FS	Fouls Suffered
A	Attempts
AT	Attempts on target
SC	Scoring Chances
HW	Posts
S	Saves
CL	Clearences
LB	Long Ball
P(%)	Passes Completed/Attempted (%)
KP	Key Passes
PA	Balls played forward
P	Passes Completed
R	Gained Possessions

PLAYERS RANKING

Attempts			
1	BERNARDESCHI	BOL	5
2	ODGAARD	BOL	4
3	ZANIOLO	UDI	3
4	EKKELENKAMP	UDI	2
5	ORSOLINI	BOL	2

Attempts on target			
1	ZANIOLO	UDI	2
2	THEATE	BOL	1
3	ZORTEA	BOL	1
4	CASALE	BOL	1
5	ALHASSANE	BOL	1

Passes Final Third			
1	BERNARDESCHI	BOL	16
2	L. FERGUSON	BOL	14
3	ZORTEA	BOL	12
4	PIOTROWSKI	UDI	11
5	EKKELENKAMP	UDI	9

Scoring Chances			
1	ZORTEA	BOL	1
2	ZANIOLO	UDI	1

Crosses			
1	BERNARDESCHI	BOL	9
2	ZANIOLO	UDI	6
3	LOVRIĆ	UDI	6
4	THEATE	BOL	5
5	ZORTEA	BOL	5

Passes Completed			
1	L. FERGUSON	BOL	67
2	CASALE	BOL	56
3	SOLET	UDI	53
4	THEATE	BOL	52
5	KABASELE	UDI	51

Key Passes			
1	BERNARDESCHI	BOL	4
2	L. FERGUSON	BOL	2
3	THEATE	BOL	1
4	PIOTROWSKI	UDI	1
5	ABANKWAH	UDI	1

Dribblings			
1	SOLET	UDI	2
2	KABASELE	UDI	1
3	BERNARDESCHI	BOL	1
4	ODGAARD	BOL	1
5	CAMBIAGHI	BOL	1

MATCH REPORT

Bologna 22/11/2026 RENATO DALL'ARA 15:00

BOLOGNA 1-1 UDINESE

COACH

TEAM INDICATORS

BOLOGNA		UDINESE
53.64%	DANGEROUSITY	52.2%
DANGEROUSITY IN MANEUVER ACTIONS: 58.16%	Team dangerousity considering player's position of the own team, of the opponents and of the ball.	DANGEROUSITY IN MANEUVER ACTIONS: 53.42%
DANGEROUSITY IN TRANSITION ACTIONS: 41.81%		DANGEROUSITY IN TRANSITION ACTIONS: 46.33%
34.38km/h	BALL PACE	37.33km/h
11.88km/h	BALL CONDUCTION PACE	10.8km/h
46% / 54%	CONDUCTION VS PASSES TIME	54% / 46%

RECORDMEN

PASS GAIN

Number of players overtaken by a vertical pass (only successful passes are considered).
It shows how much a player tends to overcome the opponent's pressure lines.

		BOLOGNA				UDINESE	
1	1	ŁUKASZ SKORUPSKI	3.6	1	40	MADUKA OKOYE	5.67
2	10	FEDERICO BERNARDESCHI	3.24	2	4	SANDI LOVRIĆ	4.18
3	41	MARTIN VITÍK	3.2	3	59	ALESSANDRO ZANOLI	3.38
4	91	ROBERTO PICCOLI	3	4	15	VAKOUN BAYO	3.17
5	36	MATTEO DARMIAN	2.88	5	23	MËRGIM VOJVODA	2.88

PASS RISK

Measures the player's propensity to risk the pass (only successful passes are considered).

		BOLOGNA				UDINESE	
1	8	MIKEL AMONDARAIN	37.67%	1	40	MADUKA OKOYE	40%
2	11	SAMUEL MBANGULA	35.75%	2	4	SANDI LOVRIĆ	29.67%
3	21	JENS ODGAARD	30.17%	3	59	ALESSANDRO ZANOLI	26.67%
4	36	MATTEO DARMIAN	24.52%	4	10	NICOLÒ ZANIOLO	26.31%
5	20	NADIR ZORTEA	24.21%	5	23	MËRGIM VOJVODA	25.57%

RECEIVED PRESSURE

How much the player with the ball is pressed by the opposite team.
It depends on the speed, running direction and distance from the opponent who is at a shorter distance.

		BOLOGNA				UDINESE	
1	91	ROBERTO PICCOLI	78.24%	1	15	VAKOUN BAYO	77.89%
2	21	JENS ODGAARD	74.26%	2	23	MËRGIM VOJVODA	69.82%
3	7	RICCARDO ORSOLINI	62.36%	3	10	NICOLÒ ZANIOLO	68.08%
4	11	SAMUEL MBANGULA	60.07%	4	32	JURGEN EKKELENKAMP	63.06%
5	10	FEDERICO BERNARDESCHI	56.49%	5	6	OIER ZARRAGA	62.44%

PASS AVAILABILITY

Ability of a player to get away from opponents to receive the ball.
It is computed for all the teammates of the player in possession.

		BOLOGNA				UDINESE	
1	8	MIKEL AMONDARAIN	89.87%	1	28	OUMAR SOLET	77.37%
2	41	MARTIN VITÍK	82.46%	2	27	CHRISTIAN KABASELE	77.18%
3	20	NADIR ZORTEA	80.11%	3	59	ALESSANDRO ZANOLI	76.85%
4	23	RAHIM ALHASSANE	79.18%	4	13	MATTEO PALMA	76.09%
5	16	NICOLÒ CASALE	78.36%	5	11	HASSANE KAMARA	75.04%

MATCH REPORT

Bologna 22/11/2026 RENATO DALL'ARA 15:00

BOLOGNA	1-1	UDINESE

PLAYERS RANKING (ATHLETICS PERFORMANCE)

Jog - Run - Sprint (km)				
1	LEWIS FERGUSON	9.817	2.668	0.145	Total 12.690
2	TOMMASO POBEGA	9.483	2.426	0.273	Total 12.243
3	ARTHUR NICOLAS THEATE	8.456	1.998	0.180	Total 10.689
4	NICOLÒ CASALE	8.475	1.644	0.176	Total 10.345
5	JENS ODGAARD	8.163	1.918	0.146	Total 10.319

Jog - Run - Sprint (km)				
1	JURGEN EKKELENKAMP	9.205	2.609	0.435	Total 12.307
2	JESPER KARLSTRÖM	9.174	2.676	0.049	Total 11.961
3	JAKUB PIOTROWSKI	8.018	2.560	0.307	Total 10.947
4	HASSANE KAMARA	8.285	2.327	0.216	Total 10.888
5	JAMES BRIGHT ADUSEI ABANKWAH	8.305	1.540	0.210	Total 10.125

AVG Speed km/h (run)			
1	CAMBIAGHI	BOL	19.746
2	ODGAARD	BOL	19.733
3	ALHASSANE	BOL	19.728
4	VITÍK	BOL	19.688
5	BERNARDESCHI	BOL	19.685

AVG Speed km/h (run)			
1	KAMARA	UDI	19.618
2	KABASELE	UDI	19.608
3	ZANIOLO	UDI	19.593
4	PIOTROWSKI	UDI	19.571
5	EKKELENKAMP	UDI	19.543

AVG Speed km/h (sprint)			
1	CAMBIAGHI	BOL	27.989
2	BERNARDESCHI	BOL	27.832
3	ZORTEA	BOL	27.599
4	POBEGA	BOL	27.364
5	THEATE	BOL	27.360

AVG Speed km/h (sprint)			
1	ZANOLI	UDI	28.709
2	ABANKWAH	UDI	28.165
3	EKKELENKAMP	UDI	27.802
4	BAYO	UDI	27.698
5	PALMA	UDI	27.454

TEAM STATS (ATHLETICS PERFORMANCE)

Distance Covered (km)	115.846

Jog - Run - Sprint (km)		
90.084	22.504	2.430

Distance Covered (km)	116.487

Jog - Run - Sprint (km)		
91.037	22.382	2.253

Fitness data displayed in the report are the ones collected in real time and could be different to the post-processed ones, delivered to the coaching staff

Walk + Jog:	0-15 km/h	Run:	15.1-24.9 km/h	Sprint:	25+ km/h	Walk + Jog + Run + Sprint:	Distance covered

TOP Sprinter: Top five players per team

Bologna 22/11/2026 RENATO DALL'ARA 15:00

BOLOGNA 1–1 UDINESE

PLAYERS AVERAGE POSITIONS

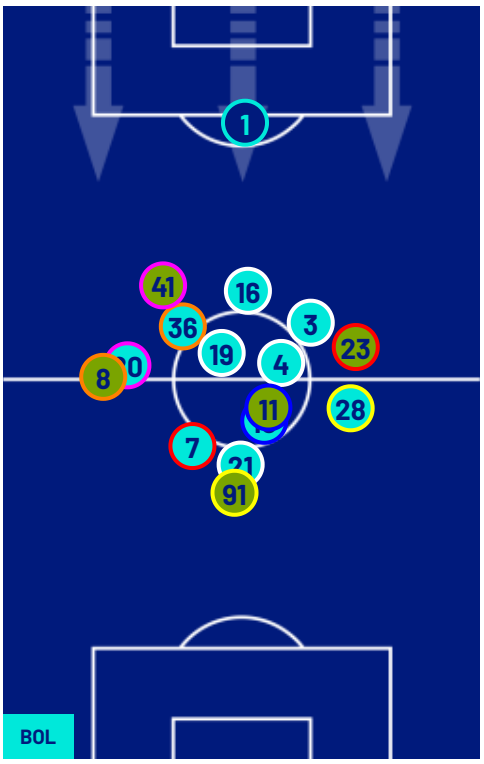

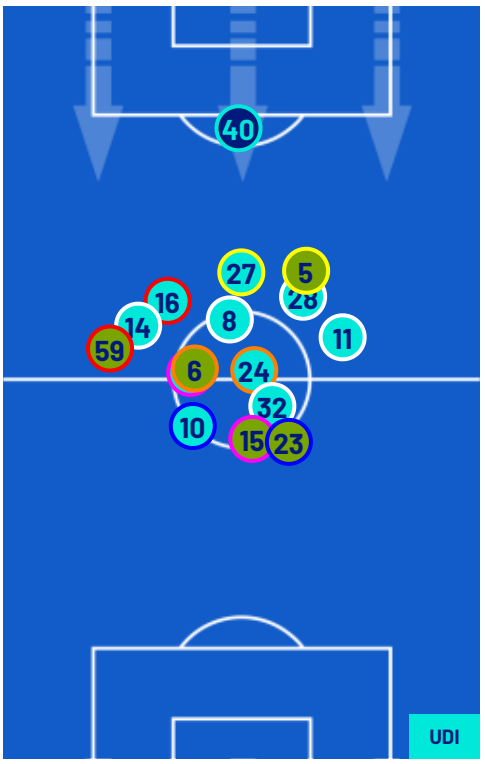

Legend:

1st Substitution	Player In	Player Out			
2nd Substitution	Player In	Player Out	Player In Substitution Of		
3rd Substitution	Player In	Player Out	Player In Substitution Of		
4th Substitution	Player In	Player Out	Player In Substitution Of		
5th Substitution	Player In	Player Out	Player In Substitution Of		

MATCH REPORT

Bologna 22/11/2026 RENATO DALL'ARA 15:00

BOLOGNA	1-1	UDINESE

TEAM'S DEFENSE POSITION 1ST HALF

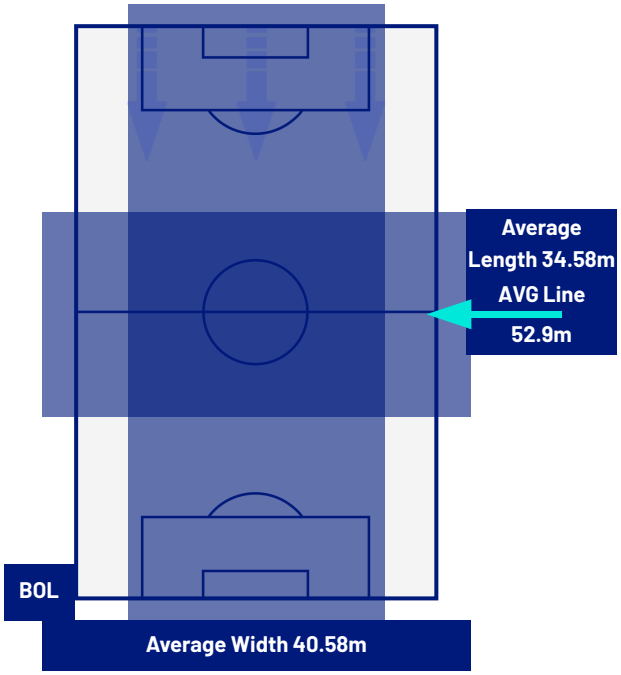

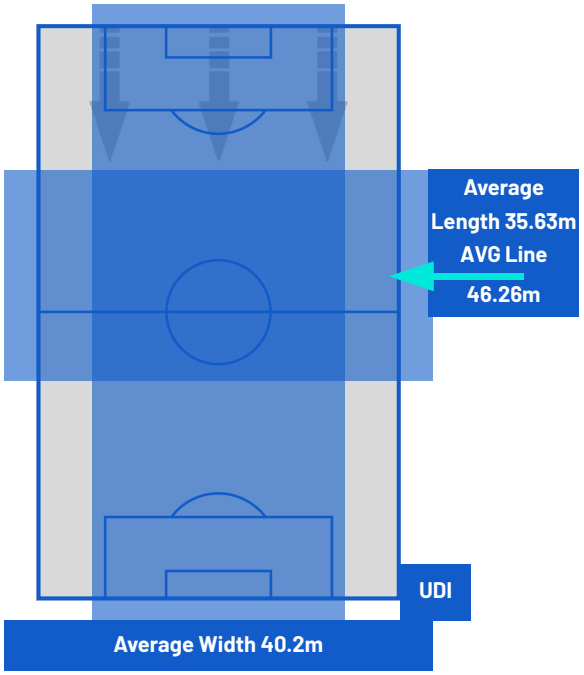

TEAM'S DEFENSE POSITION 2ND HALF

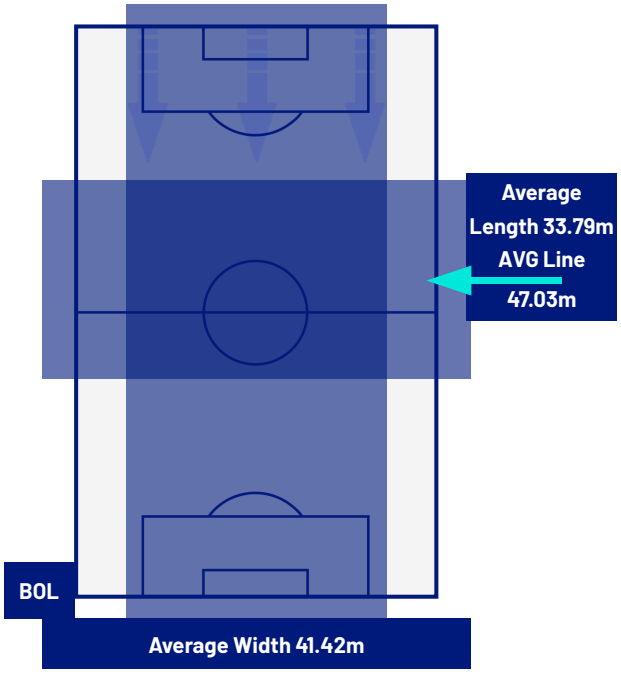

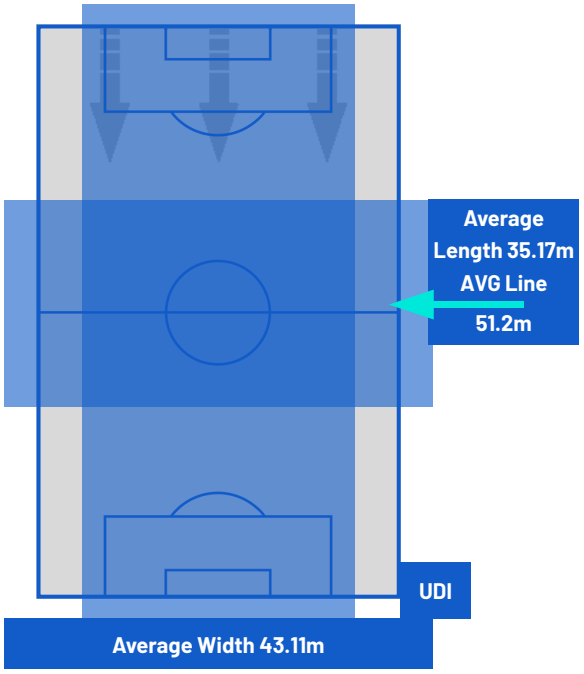

MATCH REPORT

Bologna 22/11/2026 RENATO DALL'ARA 15:00

BOLOGNA	1–1	UDINESE

ATTEMPTS MAP

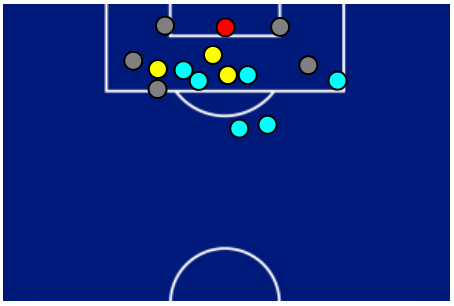

1	Goals	1
4	On target	3
5	Off target	5
6	Blocked	0

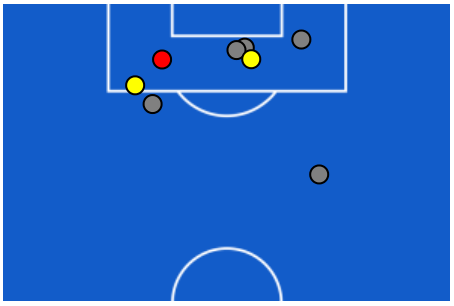

OPEN PLAY CROSSES MAP

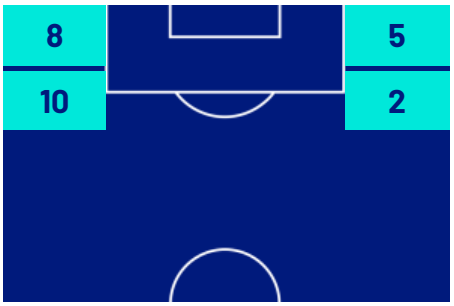

8	Crosses completed	6
32	Total crosses	21
25	Accuracy (%)	29



710	Total Balls Played	663
238	DEFENSIVE	220
288	MIDFIELD	284
184	ATTACK ZONE	159

MATCH REPORT

Bologna 22/11/2026 RENATO DALL'ARA 15:00

BOLOGNA	1-1	UDINESE

KEY PLAYERS

NICOLÒ CAMBIAGHI	28
Position	Forward
Date of birth	28/12/2000
Nationality	ITA

Jog 79% - Run 18% - Sprint 3%		Km 9.142
7.141	1.669	0.272

Mvp Stats	
Minutes Played	86
Goals	0
Scoring Chances	0
Attempts	0
Attempts on target	0 (0)
Assists	0
Balls Played	47
Passes Completed	16
Passes Completed/Attempted (%)	61
Key Passes	0
Gained Possessions	3
Fouls Suffered	6

NICOLÒ ZANIOLO	10
Position	Forward
Date of birth	02/07/1999
Nationality	ITA

Jog 76% - Run 21% - Sprint 3%		Km 9.381
7.104	1.936	0.296

Mvp Stats	
Minutes Played	80
Goals	1
Scoring Chances	1
Attempts	3
Attempts on target	2 (1)
Assists	0
Balls Played	46
Passes Completed	16
Passes Completed/Attempted (%)	59
Key Passes	1
Gained Possessions	1
Fouls Suffered	2

The above statistics are considered final 24 hours after the end of the match.

The disciplinary sanctions are unofficial, as they come from real-time tracking during the match. They will become official following approval by the relevant bodies.

In the case of uncertainty over the identity of a goalscorer, Lega Serie A will confirm this the day after each round of matches is completed.

The official data providers are Kama, Hawk-Eye, Math and Sport.