

MATCH REPORT



Matchday 26
SERIE A CHAMPIONSHIP 2025-2026



ROMA



CREMONESE

Roma 22/02/2026
OLIMPICO 20:45

Roma 22/02/2026 OLIMPICO 20:45



ROMA

3-0

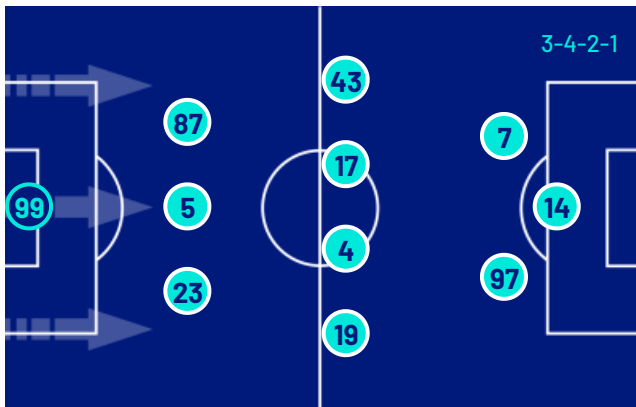
CREMONESE



LINE-UPS

ROMA

| | | |
|----|----------------|---|
| 99 | SVILAR (GK) | |
| 23 | MANCINI | |
| 5 | NDICKA |  |
| 87 | GHILARDI | |
| 19 | ÇELIK | |
| 4 | CRISTANTE |  |
| 17 | M. KONÉ | |
| 43 | WESLEY | |
| 97 | ZARAGOZA | |
| 7 | LO. PELLEGRINI |  |
| 14 | MALEN | |



Bench

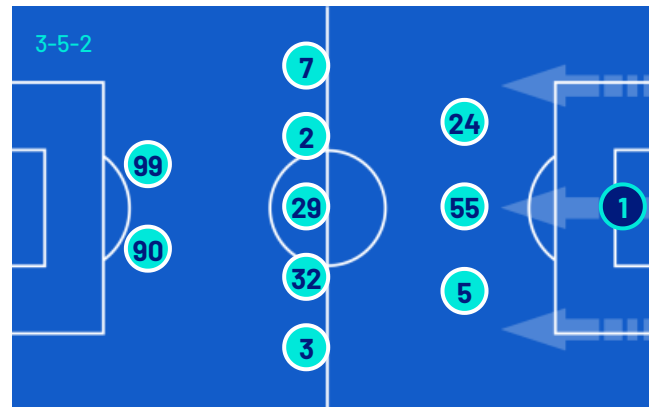
| | | |
|----|---------------|---|
| 70 | DE MARZI (GK) | |
| 95 | GOLLINI (GK) | |
| 2 | RENSCH | |
| 3 | ANGELIÑO | |
| 8 | EL AYNAOUI |  |
| 12 | TSIMIKAS | |
| 20 | VENTURINO | |
| 24 | ZIÓŁKOWSKI | |
| 61 | PISILLI |  |
| 68 | ARENA | |
| 78 | VAZ | |

Head Coach: **GIAN PIERO GASPERINI**

Referee: **MARCO DI BELLO**
 Assistant referee: **KALED BAHRI**
 Assistant referee: **MARCO CEOLIN**

CREMONESE

| | | |
|--|----------------|----|
| | (GK) AUDERO | 1 |
| | F. TERRACCIANO | 24 |
| | FOLINO | 55 |
| | LUPERTO | 5 |
| | ZERBIN | 7 |
| | THORSBY | 2 |
| | MALEH | 29 |
| | PAYERO | 32 |
| | PEZZELLA | 3 |
| | SANABRIA | 99 |
| | BONAZZOLI | 90 |



Bench

| | | |
|--|----------------|----|
| | (GK) SILVESTRI | 16 |
| | (GK) NAVA | 69 |
| | BARBIERI | 4 |
| | DJURIC | 9 |
| | VARDY | 10 |
| | BIANCHETTI | 15 |
| | CECCHERINI | 23 |
| | PAVESI | 25 |
| | VANDEPUTTE | 27 |
| | FAYE | 30 |
| | GRASSI | 33 |
| | BONDO | 38 |

Head Coach: **DAVIDE NICOLA**

Fourth official: **JUAN LUCA SACCHI**
 V.A.R.: **LUIGI NASCA**
 A.V.A.R.: **FRANCESCO MERAUVIGLIA**

Roma 22/02/2026 OLIMPICO 20:45



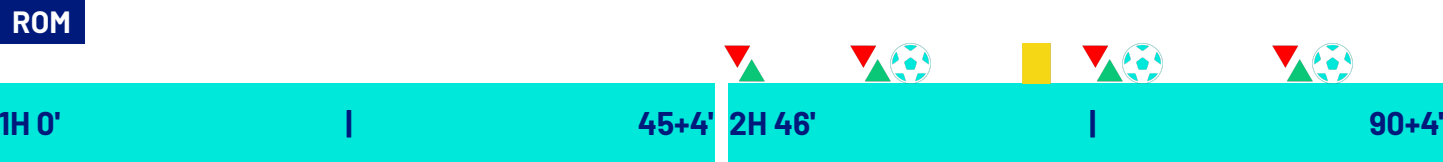
ROMA

3-0

CREMONESE



MATCH EVENTS



| ROMA | CREMONESE |
|------|-----------|
|------|-----------|

3

0

| | | | | | |
|--------------------------------------|-----|---|-----|----------------------------------|---|
| NEIL EL AYNAOUI DANIELE GHILARDI | 46' |  | 24' | MORTEN THORSBY |  |
| LORENZO VENTURINO BRYAN ZARAGOZA | 56' |  | 49' | WARREN BONDO MARTÍN PAYERO |  |
| BRYAN CRISTANTE | 59' |  | 63' | JAMIE VARDY ANTONIO SANABRIA |  |
| (LORENZO PELLEGRINI) | 59' |  | 74' | MILAN DJURIC GIUSEPPE PEZZELLA |  |
| NEIL EL AYNAOUI | 66' |  | 74' | MIKAYIL FAYE ALESSIO ZERBIN |  |
| NICCOLÒ PISILLI LORENZO PELLEGRINI | 72' |  | | | |
| EVAN NDICKA | 77' |  | | | |
| (BRYAN CRISTANTE) | 77' |  | | | |
| JAN ZIÓŁKOWSKI ZEKI ÇELIK | 85' |  | | | |
| NICCOLÒ PISILLI | 86' |  | | | |

Legend:

-  Goals
-  Own goal
-  Penalty
-  Assist
-  Yellow Card
-  Substitution
-  Red Card
-  Double Yellow Card

Roma 22/02/2026 OLIMPICO 20:45

ROMA

3-0

CREMONESE



PLAYER STATS

| ROMA | | M | GC | OG | S | AS | CL | LB | FYC | SYC | RC | | | | | | | | |
|-----------|----------------|-----|----|----|---|----|----|----|-----|-----|----|----|----|------|----|---|-----|-----|----|
| 99 | SVILAR | 98' | | | | | | 12 | | | | | | | | | | | |
| ROMA | | M | G | OG | A | AT | PT | SC | FS | BP | AS | KP | P | P(%) | PA | R | FYC | SYC | RC |
| 23 | MANCINI | 98' | | | 1 | | 1 | | 2 | 65 | | | 41 | 89 | 15 | 5 | | | |
| 5 | NDICKA | 98' | 1 | | 4 | 2 | | | 1 | 63 | | | 41 | 97 | 11 | 4 | | | |
| 87 | GHILARDI | 49' | | | | | | | 3 | 41 | | | 24 | 85 | 15 | 4 | | | |
| 19 | ÇELIK | 89' | | | 1 | | | | | 65 | | 1 | 47 | 90 | 29 | | | | |
| 4 | CRISTANTE | 98' | 1 | | 4 | 1 | | | 1 | 80 | 1 | 2 | 46 | 76 | 32 | 1 | | | |
| 17 | M. KONÉ | 98' | | | 3 | | | | 1 | 75 | | 2 | 56 | 88 | 41 | 3 | | | |
| 43 | WESLEY | 98' | | | | | | | | 74 | | 1 | 42 | 79 | 22 | 9 | | | |
| 97 | ZARAGOZA | 60' | | | | | | | 1 | 31 | | 1 | 18 | 90 | 15 | 1 | | | |
| 7 | LO. PELLEGRINI | 76' | | | 2 | | | | 1 | 53 | 1 | 3 | 33 | 86 | 30 | 1 | | | |
| 14 | MALEN | 98' | | | 5 | 1 | | | | 23 | | | 8 | 80 | 8 | 2 | | | |
| 8 | EL AYNAOUI | 49' | | | | | | | | 54 | | 1 | 36 | 90 | 14 | 4 | 1 | | |
| 20 | VENTURINO | 39' | | | 1 | | | | 1 | 21 | | 3 | 11 | 91 | 9 | | | | |
| 24 | ZIÓŁKOWSKI | 10' | | | | | | | | 9 | | | 6 | 100 | 2 | | | | |
| 61 | PISILLI | 23' | 1 | | 2 | 1 | | | | 15 | | | 9 | 81 | 8 | 2 | | | |
| CREMONESE | | M | GC | OG | S | AS | CL | LB | FYC | SYC | RC | | | | | | | | |
| 1 | AUDERO | 98' | 3 | | 2 | | | 30 | | | | | | | | | | | |
| CREMONESE | | M | G | OG | A | AT | PT | SC | FS | BP | AS | KP | P | P(%) | PA | R | FYC | SYC | RC |
| 24 | F. TERRACCIANO | 98' | | | | | | | | 74 | | 2 | 42 | 77 | 12 | 6 | | | |
| 55 | FOLINO | 98' | | | | | | | | 29 | | | 16 | 88 | | 2 | | | |
| 5 | LUPERTO | 98' | | | | | | | | 54 | | | 28 | 75 | 5 | 1 | | | |
| 7 | ZERBIN | 78' | | | | | | | 2 | 39 | | | 15 | 57 | 10 | 1 | | | |
| 2 | THORSBY | 98' | | | 1 | | | | 1 | 59 | | | 28 | 77 | 15 | 5 | 1 | | |
| 29 | MALEH | 98' | | | | | | | 1 | 56 | | | 29 | 78 | 13 | 5 | | | |
| 32 | PAYERO | 53' | | | | | | | | 27 | | | 14 | 82 | 11 | 1 | | | |
| 3 | PEZZELLA | 78' | | | | | | | 1 | 45 | | | 23 | 76 | 11 | 4 | | | |
| 98 | SANABRIA | 67' | | | | | | | | 16 | | | 10 | 76 | 8 | 2 | | | |
| 90 | BONAZZOLI | 98' | | | 1 | | | | 5 | 51 | | | 35 | 79 | 17 | 2 | | | |
| 9 | DJURIC | 21' | | | | | | | | 11 | | | 6 | 75 | 4 | | | | |
| 10 | VARDY | 32' | | | | | | | 1 | 10 | | | 5 | 71 | 2 | 1 | | | |
| 30 | FAYE | 21' | | | | | | | | 16 | | | 5 | 50 | 1 | 1 | | | |
| 38 | BONDO | 46' | | | | | | | | 29 | | | 22 | 95 | 6 | 2 | | | |

Legend

| | |
|------|--------------------------------|
| FYC | Yellow Card |
| OG | Owngoal |
| BP | Balls Played |
| SYC | Double Yellow Card |
| RC | Red Card |
| G | Goals |
| GC | Goal Conceded |
| M | Minutes Played |
| AS | Assists |
| FS | Fouls Suffered |
| A | Attempts |
| AT | Attempts on target |
| SC | Scoring Chances |
| PT | Posts |
| S | Saves |
| CL | Clearences |
| LB | Long Ball |
| P(%) | Passes Completed/Attempted (%) |
| KP | Key Passes |
| PA | Balls played forward |
| P | Passes Completed |
| R | Gained Possessions |

PLAYERS RANKING

| Attempts | | Attempts on target | | Passes Final Third | | Scoring Chances | |
|----------|----------------------|--------------------|-----------------------|--------------------|-----------------------|-----------------|----------------------|
| 1 | MALEN ROM 5 | 1 | NDICKA ROM 2 | 1 | LO. PELLEGRINI ROM 22 | | |
| 2 | CRISTANTE ROM 4 | 2 | CRISTANTE ROM 1 | 2 | ÇELIK ROM 20 | | |
| 3 | NDICKA ROM 4 | 3 | MALEN ROM 1 | 3 | M. KONÉ ROM 17 | | |
| 4 | M. KONÉ ROM 3 | 4 | PISILLI ROM 1 | 4 | WESLEY ROM 17 | | |
| 5 | LO. PELLEGRINI ROM 2 | | | 5 | CRISTANTE ROM 12 | | |
| Crosses | | Passes Completed | | Key Passes | | Dribbling | |
| 1 | PEZZELLA CRE 7 | 1 | M. KONÉ ROM 56 | 1 | LO. PELLEGRINI ROM 3 | 1 | MALEN ROM 2 |
| 2 | LO. PELLEGRINI ROM 7 | 2 | ÇELIK ROM 47 | 2 | VENTURINO ROM 3 | 2 | PAYERO CRE 2 |
| 3 | ZARAGOZA ROM 6 | 3 | CRISTANTE ROM 46 | 3 | CRISTANTE ROM 2 | 3 | ZARAGOZA ROM 1 |
| 4 | VENTURINO ROM 6 | 4 | F. TERRACCIANO CRE 42 | 4 | F. TERRACCIANO CRE 2 | 4 | BONAZZOLI CRE 1 |
| 5 | WESLEY ROM 5 | 5 | WESLEY ROM 42 | 5 | M. KONÉ ROM 2 | 5 | LO. PELLEGRINI ROM 1 |

Roma 22/02/2026 OLIMPICO 20:45

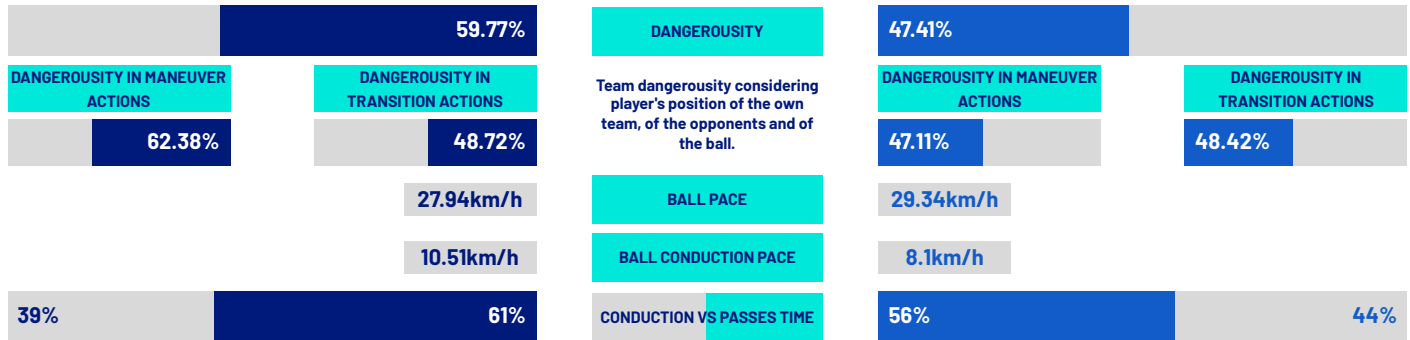
ROMA

3-0

CREMONESE

COACH

TEAM INDICATORS



RECORDMEN

PASS GAIN

Number of players overtaken by a vertical pass (only successful passes are considered).

It shows how much a player tends to overcome the opponent's pressure lines.

| | | | | | | | |
|---|----|--------------------|------|---|----|---------------------|------|
| 1 | 19 | ZEKI ÇELİK | 4.67 | 1 | 1 | EMIL AUDERO | 5.8 |
| 2 | 87 | DANIELE GHILARDI | 4.67 | 2 | 24 | FILIPPO TERRACCIANO | 4 |
| 3 | 7 | LORENZO PELLEGRINI | 2.9 | 3 | 7 | ALESSIO ZERBIN | 2.83 |
| 4 | 17 | MANU KONÉ | 2.88 | 4 | 29 | YOUSSEF MALEH | 2.71 |
| 5 | 97 | BRYAN ZARAGOZA | 2.5 | 5 | 5 | SEBASTIANO LUPERTO | 2.5 |

PASS RISK

Measures the player's propensity to risk the pass (only successful passes are considered).

| | | | | | | | |
|---|----|--------------------|--------|---|----|---------------------|-------|
| 1 | 19 | ZEKI ÇELİK | 35.67% | 1 | 3 | GIUSEPPE PEZZELLA | 87% |
| 2 | 4 | BRYAN CRISTANTE | 34.89% | 2 | 1 | EMIL AUDERO | 80% |
| 3 | 87 | DANIELE GHILARDI | 34.6% | 3 | 38 | WARREN BONDO | 46% |
| 4 | 7 | LORENZO PELLEGRINI | 34.6% | 4 | 24 | FILIPPO TERRACCIANO | 42.5% |
| 5 | 43 | WESLEY FRANÇA | 29.13% | 5 | 2 | MORTEN THORSBY | 38.4% |

RECEIVED PRESSURE

How much the player with the ball is pressed by the opposite team.

It depends on the speed, running direction and distance from the opponent who is at a shorter distance.

| | | | | | | | |
|---|----|--------------------|--------|---|----|------------------|--------|
| 1 | 14 | DONYELL MALEN | 75.43% | 1 | 99 | ANTONIO SANABRIA | 75.93% |
| 2 | 4 | BRYAN CRISTANTE | 65.5% | 2 | 2 | MORTEN THORSBY | 66.7% |
| 3 | 7 | LORENZO PELLEGRINI | 62.69% | 3 | 10 | JAMIE VARDY | 66.51% |
| 4 | 17 | MANU KONÉ | 57.67% | 4 | 29 | YOUSSEF MALEH | 66.04% |
| 5 | 20 | LORENZO VENTURINO | 57.01% | 5 | 9 | MILAN DJURIC | 65.9% |

PASS AVAILABILITY

Ability of a player to get away from opponents to receive the ball.

It is computed for all the teammates of the player in possession.

| | | | | | | | |
|---|----|------------------|--------|---|----|---------------------|--------|
| 1 | 19 | ZEKI ÇELİK | 81.39% | 1 | 24 | FILIPPO TERRACCIANO | 77.92% |
| 2 | 87 | DANIELE GHILARDI | 79.7% | 2 | 5 | SEBASTIANO LUPERTO | 76.77% |
| 3 | 43 | WESLEY FRANÇA | 79.69% | 3 | 3 | GIUSEPPE PEZZELLA | 76.66% |
| 4 | 5 | EVAN NDICKA | 79.09% | 4 | 7 | ALESSIO ZERBIN | 74.55% |
| 5 | 23 | GIANLUCA MANCINI | 74.7% | 5 | 55 | FRANCESCO FOLINO | 68.76% |

Roma 22/02/2026 OLIMPICO 20:45

ROMA

3-0

CREMONESE



PLAYERS RANKING (ATHLETICS PERFORMANCE)

| Jog - Run - Sprint (km) | | | |
|-------------------------|-----------------------------|-----------------|-------|
| 1 | BRYAN CRISTANTE | Total 12.534 | |
| | 9.601 | 2.789 | 0.111 |
| 2 | WESLEY VINÍCIUS FRANÇA LIMA | Total 11.047 | |
| | 8.233 | 2.479 | 0.277 |
| 3 | KOUADIO EMMANUEL BORIS KONE | Total 10.856 | |
| | 8.136 | 2.624 | 0.044 |
| 4 | GIANLUCA MANCINI | Total 10.807 | |
| | 8.629 | 1.907 | 0.218 |
| 5 | OBITE EVAN NDICKA | Total 10.587 | |
| | 9.130 | 1.256 | 0.147 |

| AVG Speed km/h (run) | | | |
|----------------------|----------------|-----|--------|
| 1 | LO. PELLEGRINI | ROM | 19.707 |
| 2 | PISILLI | ROM | 19.704 |
| 3 | MALEN | ROM | 19.622 |
| 4 | ZIÓŁKOWSKI | ROM | 19.583 |
| 5 | ZARAGOZA | ROM | 19.571 |

| AVG Speed km/h (sprint) | | | |
|-------------------------|------------|-----|--------|
| 1 | GHILARDI | ROM | 28.486 |
| 2 | EL AYNAOUI | ROM | 28.110 |
| 3 | ÇELIK | ROM | 27.741 |
| 4 | VENTURINO | ROM | 27.507 |
| 5 | NDICKA | ROM | 27.475 |

| Jog - Run - Sprint (km) | | | |
|-------------------------|---------------------|-----------------|-------|
| 1 | MORTEN THORSBY | Total 12.240 | |
| | 9.180 | 2.942 | 0.042 |
| 2 | YOUSSEF MALEH | Total 11.683 | |
| | 8.732 | 2.743 | 0.146 |
| 3 | FEDERICO BONAZZOLI | Total 11.248 | |
| | 8.712 | 2.154 | 0.288 |
| 4 | FILIPPO TERRACCIANO | Total 10.824 | |
| | 8.591 | 2.099 | 0.057 |
| 5 | SEBASTIANO LUPERTO | Total 9.810 | |
| | 8.326 | 1.155 | 0.200 |

| AVG Speed km/h (run) | | | |
|----------------------|----------|-----|--------|
| 1 | FAYE | CRE | 19.828 |
| 2 | ZERBIN | CRE | 19.660 |
| 3 | VARDY | CRE | 19.630 |
| 4 | PEZZELLA | CRE | 19.622 |
| 5 | SANABRIA | CRE | 19.595 |

| AVG Speed km/h (sprint) | | | |
|-------------------------|-----------|-----|--------|
| 1 | LUPERTO | CRE | 28.127 |
| 2 | PEZZELLA | CRE | 27.961 |
| 3 | FOLINO | CRE | 27.306 |
| 4 | ZERBIN | CRE | 27.180 |
| 5 | BONAZZOLI | CRE | 27.079 |

TEAM STATS (ATHLETICS PERFORMANCE)

Distance Covered (km) 115.345

Distance Covered (km) 114.398

| Jog - Run - Sprint (km) | | |
|-------------------------|--------|-------|
| 89.742 | 22.841 | 2.039 |

| Jog - Run - Sprint (km) | | |
|-------------------------|--------|-------|
| 89.907 | 21.695 | 1.725 |

Fitness data displayed in the report are the ones collected in real time and could be different to the post-processed ones, delivered to the coaching staff

| | | | | | | | |
|---------------|---------------------------|------|-------------|---------|------------|---------------------|------------------|
| Jog: | 0-7 km/h | Run: | 7.1-15 km/h | Sprint: | 15.1+ km/h | Jog + Run + Sprint: | Distance covered |
| TOP Sprinter: | Top four players per team | | | | | | |

Roma 22/02/2026 OLIMPICO 20:45



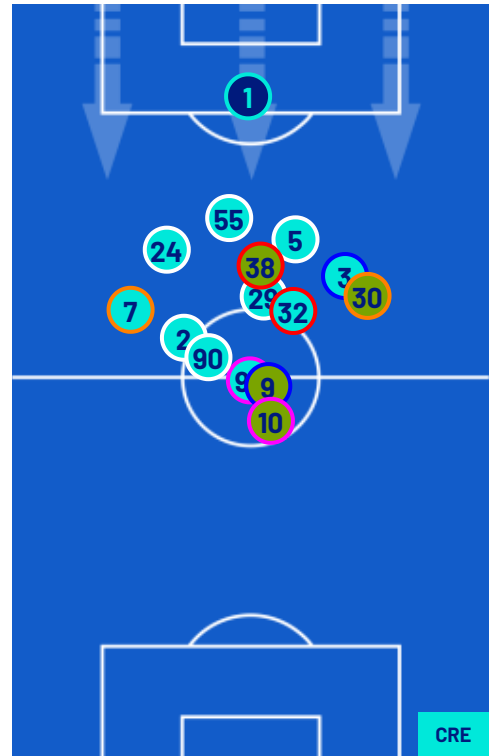
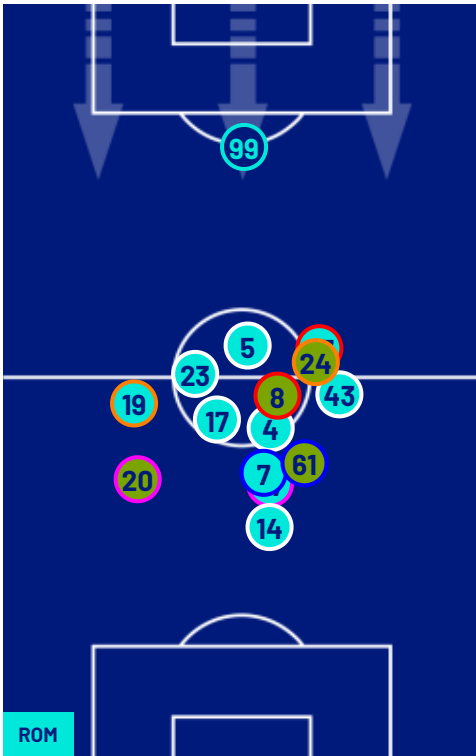
ROMA

3-0

CREMONESE



PLAYERS AVERAGE POSITIONS



- Legend:
- | | | | | |
|------------------|-----------|------------|---------------------------|-----------|
| 1st Substitution | Player In | Player Out | Player In Substitution Of | Player In |
| 2nd Substitution | Player In | Player Out | Player In Substitution Of | Player In |
| 3rd Substitution | Player In | Player Out | Player In Substitution Of | Player In |
| 4th Substitution | Player In | Player Out | Player In Substitution Of | Player In |
| 5th Substitution | Player In | Player Out | Player In Substitution Of | Player In |

Roma 22/02/2026 OLIMPICO 20:45



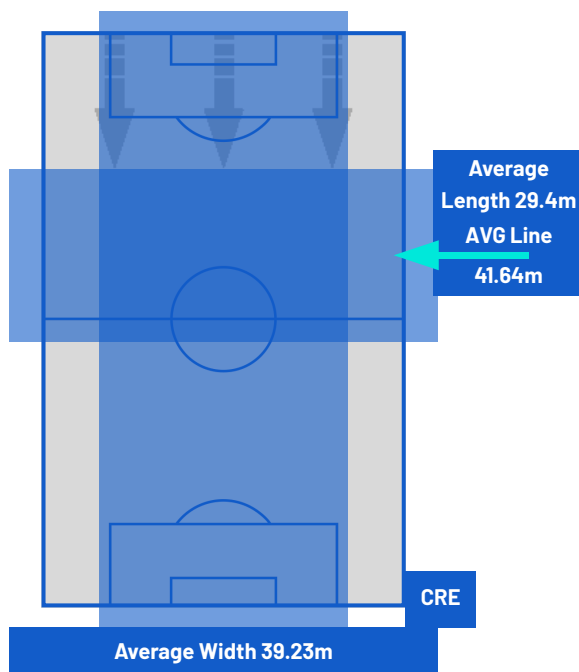
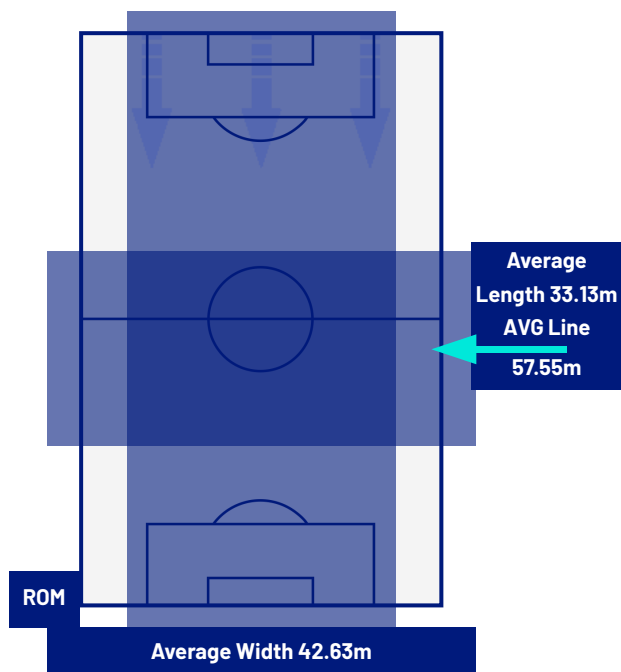
ROMA

3-0

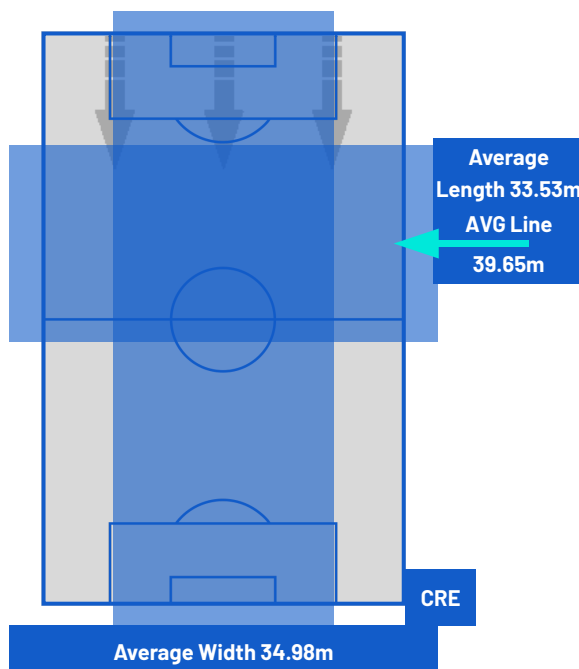
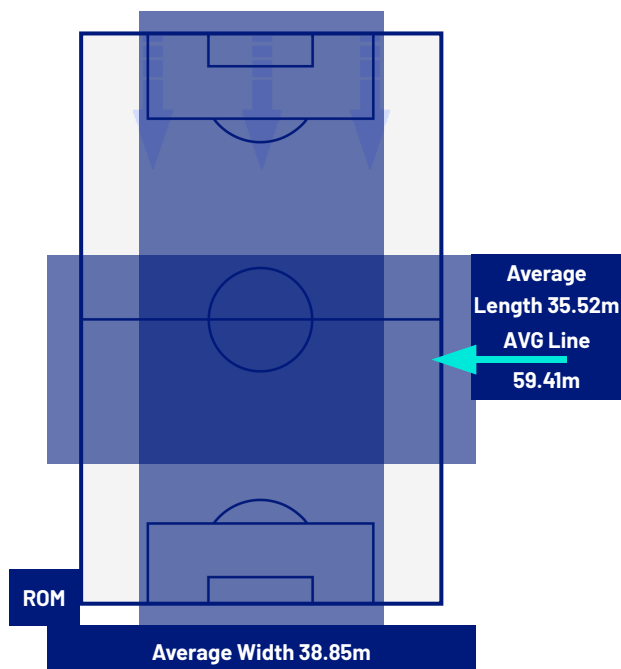
CREMONESE



TEAM'S DEFENSE POSITION 1ST HALF



TEAM'S DEFENSE POSITION 2ND HALF



Roma 22/02/2026 OLIMPICO 20:45



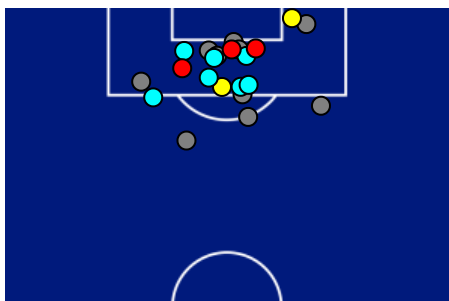
ROMA

3-0

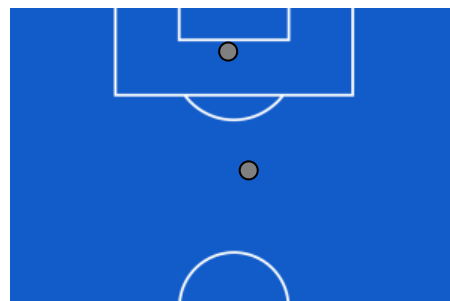
CREMONESE



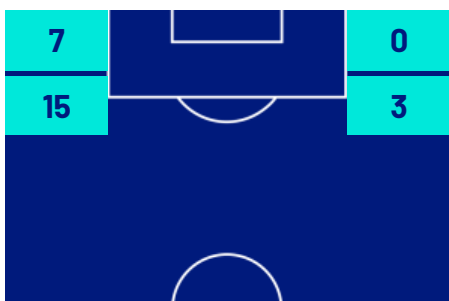
ATTEMPTS MAP



| | | |
|---|------------|---|
| 3 | Goals | 0 |
| 5 | On target | 0 |
| 9 | Off target | 2 |
| 7 | Blocked | 0 |



OPEN PLAY CROSSES MAP



| | | |
|----|-------------------|----|
| 8 | Crosses completed | 5 |
| 33 | Total crosses | 16 |
| 24 | Accuracy (%) | 31 |



| | | |
|-----|--------------------|-----|
| 763 | Total Balls Played | 622 |
| 156 | DEFENSIVE | 261 |
| 355 | MIDFIELD | 263 |
| 252 | ATTACK ZONE | 98 |

Roma 22/02/2026 OLIMPICO 20:45



ROMA

3-0

CREMONESE



KEY PLAYERS

| | |
|---|------------|
|  BRYAN CRISTANTE | 4 |
| Position | Midfielder |
| Date of birth | 03/03/1995 |
| Nationality | ITA |

| | |
|---|------------|
|  MORTEN THORSBY | 2 |
| Position | Midfielder |
| Date of birth | 05/05/1996 |
| Nationality | NOR |

| | | | |
|-------------------------------|-------|-------|-----------|
| Jog 77% - Run 22% - Sprint 1% | | | Km 12.534 |
| 9.601 | 2.789 | 0.111 | |

| | | | |
|-------------------------------|-------|-------|-----------|
| Jog 75% - Run 25% - Sprint 0% | | | Km 12.240 |
| 9.180 | 2.942 | 0.042 | |

| Mvp Stats | |
|--------------------------------|------|
| Minutes Played | 98 |
| Goals | 1 |
| Scoring Chances | 0 |
| Attempts | 4 |
| Attempts on target | 1(1) |
| Assists | 1 |
| Balls Played | 80 |
| Passes Completed | 46 |
| Passes Completed/Attempted (%) | 76 |
| Key Passes | 2 |
| Gained Possessions | 1 |
| Fouls Suffered | 1 |

| Mvp Stats | |
|--------------------------------|------|
| Minutes Played | 98 |
| Goals | 0 |
| Scoring Chances | 0 |
| Attempts | 1 |
| Attempts on target | 0(0) |
| Assists | 0 |
| Balls Played | 59 |
| Passes Completed | 28 |
| Passes Completed/Attempted (%) | 77 |
| Key Passes | 0 |
| Gained Possessions | 5 |
| Fouls Suffered | 1 |

The above statistics are considered final 24 hours after the end of the match.

The disciplinary sanctions are unofficial, as they come from real-time tracking during the match. They will become official following approval by the relevant bodies.

In the case of uncertainty over the identity of a goalscorer, Lega Serie A will confirm this the day after each round of matches is completed.

The official data providers are Kama, Hawk-Eye, Math and Sport.