

MATCH REPORT



Matchday 1
SERIE A CHAMPIONSHIP 2025-2026



COMO



LAZIO

Como 24/08/2025
GIUSEPPE SINIGAGLIA 18:30

Como 24/08/2025 GIUSEPPE SINIGAGLIA 18:30



COMO

2-0

LAZIO



LINE-UPS

COMO

| | | |
|----|-----------------|--|
| 1 | BUTEZ (GK) | |
| 77 | VAN DER BREMPT | |
| 14 | RAMÓN | |
| 2 | KEMPF | |
| 31 | VOJVODA | |
| 33 | DA CUNHA | |
| 23 | PERRONE | |
| 3 | ÁLEX VALLE | |
| 10 | NICO PAZ | |
| 17 | JESÚS RODRÍGUEZ | |
| 11 | DOUVIKAS | |



Bench

| | |
|----|--------------------|
| 12 | HENRIKE MENKE (GK) |
| 22 | VIGORITO (GK) |
| 5 | GOLDANIGA |
| 6 | CAQUERET |
| 7 | MORATA |
| 8 | SERGI ROBERTO |
| 9 | GABRIELLONI |
| 15 | FELLIPE JACK |
| 18 | ALBERTO MORENO |
| 19 | KÜHN |
| 20 | BATURINA |
| 28 | SMOLČIĆ |
| 63 | CUTRONE |
| 90 | AZÓN |

Head Coach: **FRANCESC FÀBREGAS SOLER**

LAZIO

| | | |
|------|--------------|----|
| (GK) | PROVEDEL | 94 |
| | LAZZARI | 29 |
| | GILA | 34 |
| | PROVSTGAARD | 25 |
| | NUNO TAVARES | 17 |
| | GUENDOUZI | 8 |
| | CATALDI | 32 |
| | DELE-BASHIRU | 7 |
| | CANCELLIERI | 22 |
| | CASTELLANOS | 11 |
| | ZACCAGNI | 10 |



Bench

| | | |
|------|----------------|----|
| (GK) | MANDAS | 35 |
| (GK) | FURLANETTO | 55 |
| | LU. PELLEGRINI | 3 |
| | ROVELLA | 6 |
| | PEDRO | 9 |
| | NOSLIN | 14 |
| | DIA | 19 |
| | BELAHYANE | 21 |
| | HYSAJ | 23 |
| | BAŠIĆ | 26 |
| | MARUŠIĆ | 77 |

Head Coach: **MAURIZIO SARRI**

Referee: **GIANLUCA MANGANIELLO**
 Assistant referee: **FILIPPO MELI**
 Assistant referee: **STEFANO ALASSIO**

Fourth official: **NICCOLO' TURRINI**
 V.A.R.: **GIANLUCA AURELIANO**
 A.V.A.R.: **DANIELE CHIFFI**

Como 24/08/2025 GIUSEPPE SINIGAGLIA 18:30



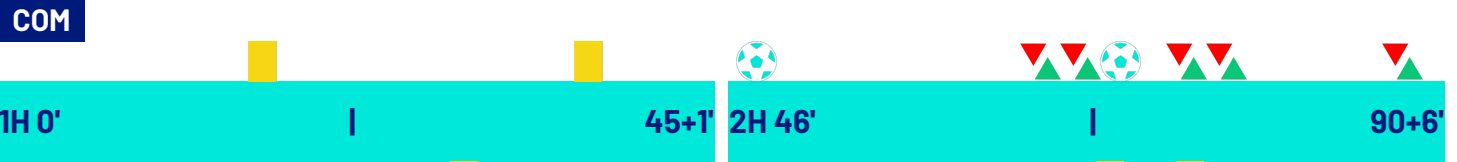
COMO

2-0

LAZIO



MATCH EVENTS



| COMO | LAZIO |
|------|-------|
|------|-------|

2

0

| | | | |
|--------------------------------------|-------|--------------|---------------------------------------|
| NICO PAZ | 17' | Yellow Card | |
| IGNACE VAN DER BREMPT | 38' | Yellow Card | |
| TASOS DOUVIKAS | 47' | Assist | |
| (NICO PAZ) | 47' | Goal | |
| | | | 30' MATTIA ZACCAGNI |
| | | | 61' A. MARUSIC MATTEO CANCELLIERI |
| | | | 61' PEDRO MANUEL LAZZARI |
| | | | 66' NICOLÒ ROVELLA DANILO CATALDI |
| | | | 66' LUCA PELLEGRINI NUNO TAVARES |
| ÁLVARO MORATA TASOS DOUVIKAS | 70' | Substitution | |
| IVAN SMOLČIĆ IGNACE VAN DER BREMPT | 70' | Substitution | |
| NICO PAZ | 73' | Goal | |
| | | | 75' MATTÉO GUENDOUZI |
| | | | 75' BOULAYE DIA FISAYO DELE-BASHIRU |
| | | | 76' VALENTÍN CASTELLANOS |
| MAXENCE CAQUERET MÁXIMO PERRONE | 79' | Substitution | |
| SERGI ROBERTO NICO PAZ | 79' | Substitution | |
| NICOLAS KÜHN JESÚS RODRIGUEZ | 90+3' | Substitution | |

Legend:

- Goals
- Owngoal
- Penalty
- Assist
- Yellow Card
- Substitution
- Red Card
- Double Yellow Card

Como 24/08/2025 GIUSEPPE SINIGAGLIA 18:30




COMO

2-0


LAZIO



GAME TIME



Effective
played time:
53%



1st Half - 2nd Half
26'49" - 23'59"

BALL POSSESSION

COMO

LAZIO

QUARTERS BALL POSSESSION

| 1H | 0'-15' | 2H | 46'-60' |
|--------|--------|--------|---------|
| 75.56% | 24.44% | 54.94% | 45.06% |
| 67.88% | 32.12% | 49.14% | 50.86% |
| 61.59% | 38.41% | 62.5% | 37.5% |

TEAM STATS

| | COM | LAZ |
|-------------------------------------|------|-----|
| Attempts | 19 | 5 |
| Attempts on target | 6 | 1 |
| Attempts on target from penalty box | 12 | 4 |
| Post | | |
| Bar | 1 | |
| Attempts off target | 11 | 3 |
| Blocked Shots | 1 | 1 |
| Scoring Chances | 2 | |
| Key Passes | 15 | 4 |
| Assists | 1 | |
| Fouls Committed | 15 | 12 |
| Corners | 6 | |
| Offsides | | 1 |
| Cross Completed/Total | 6/19 | 3/7 |
| Dribbling | 21 | 8 |
| Passes Completed | 503 | 285 |
| Passes Completed/Attempted (%) | 90 | 83 |
| Passes Final Third | 94 | 39 |
| Balls played forward | 214 | 75 |
| Long Passes | 36 | 29 |
| Saves | 1 | 4 |
| Gained Possessions | 34 | 30 |

Como 24/08/2025 GIUSEPPE SINIGAGLIA 18:30



COMO

2-0

LAZIO



PLAYER STATS

| COMO | | M | GC | OG | S | AS | CL | LB | FYC | SYC | RC | | | | | | | | | | |
|-------|-----------------|-----|----|----|---|----|----|----|-----|-----|----|----|----|------|----|---|-----|-----|----|--|--|
| 1 | BUTEZ | 96' | | | 1 | | | 8 | | | | | | | | | | | | | |
| | | M | G | OG | A | AT | PT | SC | FS | BP | AS | KP | P | P(%) | PA | R | FYC | SYC | RC | | |
| 77 | VAN DER BREMPT | 70' | | | | | | | | | | | 25 | 83 | 8 | | 1 | | | | |
| 14 | RAMÓN | 96' | | | 2 | | | 1 | | | | 1 | 69 | 92 | 10 | 4 | | | | | |
| 2 | KEMPF | 96' | | | 1 | | | | | | | | 69 | 94 | 8 | 2 | | | | | |
| 31 | VOJVODA | 96' | | | 4 | 2 | 1 | | 2 | | | 4 | 34 | 85 | 23 | 2 | | | | | |
| 33 | DA CUNHA | 96' | | | 2 | 1 | | | 1 | | | 1 | 57 | 93 | 32 | 3 | | | | | |
| 23 | PERRONE | 79' | | | 1 | | | | | | | 1 | 58 | 96 | 24 | 4 | | | | | |
| 3 | ÁLEX VALLE | 96' | | | | | | | | | | | 54 | 88 | 33 | 5 | | | | | |
| 10 | NICO PAZ | 79' | 1 | | 4 | 2 | | | 1 | | 1 | 3 | 34 | 82 | 25 | 1 | 1 | | | | |
| 17 | JESÚS RODRÍGUEZ | 93' | | | 1 | | | | 3 | | | 2 | 25 | 89 | 21 | 3 | | | | | |
| 11 | DOUVIKAS | 70' | 1 | | 2 | 1 | | 1 | 1 | | | 2 | 13 | 86 | 12 | 2 | | | | | |
| 6 | CAQUERET | 18' | | | 1 | | | | 1 | | | 1 | 7 | 87 | 7 | | | | | | |
| 7 | MORATA | 27' | | | 1 | | | | 3 | | | | 4 | 80 | 3 | 1 | | | | | |
| 8 | SERGI ROBERTO | 18' | | | | | | | | | | | 10 | 83 | 3 | 2 | | | | | |
| 19 | KÜHN | 4' | | | | | | | | | | | | | | | | | | | |
| 28 | SMOLČIĆ | 27' | | | | | | | | | | | 9 | 81 | 5 | 1 | | | | | |
| LAZIO | | M | GC | OG | S | AS | CL | LB | FYC | SYC | RC | | | | | | | | | | |
| 94 | PROVEDEL | 96' | 2 | | 4 | | | 10 | | | | | | | | | | | | | |
| | | M | G | OG | A | AT | PT | SC | FS | BP | AS | KP | P | P(%) | PA | R | FYC | SYC | RC | | |
| 29 | LAZZARI | 61' | | | | | | | | | | | 12 | 63 | 6 | 1 | | | | | |
| 34 | GILA | 96' | | | 1 | | | | | | | | 35 | 87 | 1 | 3 | | | | | |
| 25 | PROVSTGAARD | 96' | | | | | | | | | | | 50 | 87 | 3 | 6 | | | | | |
| 17 | NUNO TAVARES | 66' | | | 1 | | | | 2 | | | 1 | 32 | 78 | 17 | 3 | | | | | |
| 8 | GUENDOUZI | 96' | | | 1 | 1 | | | 1 | | | | 22 | 88 | 6 | 1 | 1 | | | | |
| 32 | CATALDI | 66' | | | | | | | 2 | | | | 18 | 94 | 4 | 2 | | | | | |
| 7 | DELE-BASHIRU | 75' | | | | | | | | | | | 14 | 93 | 7 | 3 | | | | | |
| 22 | CANCELLIERI | 61' | | | 2 | | | | 2 | | | 1 | 7 | 77 | 5 | 2 | | | | | |
| 11 | CASTELLANOS | 96' | | | | | | | 1 | | | | 4 | 57 | 1 | 1 | 1 | | | | |
| 10 | ZACCAGNI | 96' | | | | | | | 7 | | | 1 | 12 | 85 | 11 | 2 | 1 | | | | |
| 3 | LU. PELLEGRINI | 31' | | | | | | | | | | 1 | 14 | 82 | 3 | 1 | | | | | |
| 6 | ROVELLA | 31' | | | | | | | | | | | 13 | 86 | 4 | 1 | | | | | |
| 9 | PEDRO | 36' | | | | | | | | | | | 5 | 62 | 1 | | | | | | |
| 19 | DIA | 21' | | | | | | | | | | | 3 | 75 | 2 | | | | | | |
| 77 | MARUŠIĆ | 36' | | | | | | | | | | | 14 | 93 | 4 | 1 | | | | | |

Legend

| | |
|------|--------------------------------|
| FYC | Yellow Card |
| OG | Owngoal |
| BP | Balls Played |
| SYC | Double Yellow Card |
| RC | Red Card |
| G | Goals |
| GC | Goal Conceded |
| M | Minutes Played |
| AS | Assists |
| FS | Fouls Suffered |
| A | Attempts |
| AT | Attempts on target |
| SC | Scoring Chances |
| PT | Posts |
| S | Saves |
| CL | Clearences |
| LB | Long Ball |
| P(%) | Passes Completed/Attempted (%) |
| KP | Key Passes |
| PA | Balls played forward |
| P | Passes Completed |
| R | Gained Possessions |

PLAYERS RANKING

| Attempts | | | Attempts on target | | | Passes Final Third | | | Scoring Chances | | |
|----------|----------------|--------|--------------------|------------|--------|--------------------|-----------------|--------|-----------------|-----------------|-------|
| 1 | VOJVODA | COM 4 | 1 | VOJVODA | COM 2 | 1 | JESÚS RODRÍGUEZ | COM 15 | 1 | RAMÓN | COM 1 |
| 2 | NICO PAZ | COM 4 | 2 | NICO PAZ | COM 2 | 2 | VOJVODA | COM 12 | 2 | DOUVIKAS | COM 1 |
| 3 | RAMÓN | COM 2 | 3 | DA CUNHA | COM 1 | 3 | NICO PAZ | COM 12 | | | |
| 4 | DA CUNHA | COM 2 | 4 | GUENDOUZI | LAZ 1 | 4 | ÁLEX VALLE | COM 12 | | | |
| 5 | CANCELLIERI | LAZ 2 | 5 | DOUVIKAS | COM 1 | 5 | DA CUNHA | COM 11 | | | |
| Crosses | | | Passes Completed | | | Key Passes | | | Dribbling | | |
| 1 | VOJVODA | COM 11 | 1 | RAMÓN | COM 69 | 1 | VOJVODA | COM 4 | 1 | JESÚS RODRÍGUEZ | COM 5 |
| 2 | DA CUNHA | COM 6 | 2 | KEMPF | COM 69 | 2 | NICO PAZ | COM 3 | 2 | NICO PAZ | COM 3 |
| 3 | ZACCAGNI | LAZ 3 | 3 | PERRONE | COM 58 | 3 | JESÚS RODRÍGUEZ | COM 2 | 3 | VAN DER BREMPT | COM 2 |
| 4 | ÁLEX VALLE | COM 2 | 4 | DA CUNHA | COM 57 | 4 | DOUVIKAS | COM 2 | 4 | RAMÓN | COM 2 |
| 5 | LU. PELLEGRINI | LAZ 1 | 5 | ÁLEX VALLE | COM 54 | 5 | RAMÓN | COM 1 | 5 | GILA | LAZ 2 |

Como 24/08/2025 GIUSEPPE SINIGAGLIA 18:30



COMO

2-0

LAZIO



PLAYERS RANKING (ATHLETICS PERFORMANCE)

| Jog - Run - Sprint (km) | | | |
|-------------------------|----------------------|-----------------|-------|
| 1 | ALEX VALLE GOMEZ | Total 10.376 | |
| | 7.514 | 2.555 | 0.229 |
| 2 | MERGIM VOJVODA | Total 10.152 | |
| | 8.025 | 1.897 | 0.153 |
| 3 | MARC-OLIVER KEMPF | Total 10.011 | |
| | 8.320 | 1.581 | 0.055 |
| 4 | LUCAS DA CUNHA | Total 9.969 | |
| | 7.849 | 1.850 | 0.183 |
| 5 | JACOBO RAMON NAVEROS | Total 9.916 | |
| | 8.048 | 1.588 | 0.209 |

| AVG Speed km/h (run) | | | |
|----------------------|-----------------|-----|--------|
| 1 | JESÚS RODRÍGUEZ | COM | 19.760 |
| 2 | DOUVIKAS | COM | 19.652 |
| 3 | SMOLČIĆ | COM | 19.582 |
| 4 | MORATA | COM | 19.570 |
| 5 | NICO PAZ | COM | 19.555 |

| AVG Speed km/h (sprint) | | | |
|-------------------------|-----------------|-----|--------|
| 1 | SMOLČIĆ | COM | 28.187 |
| 2 | KÜHN | COM | 28.135 |
| 3 | DA CUNHA | COM | 27.852 |
| 4 | DOUVIKAS | COM | 27.728 |
| 5 | JESÚS RODRÍGUEZ | COM | 27.682 |

| Jog - Run - Sprint (km) | | | |
|-------------------------|--------------------------------------|-----------------|-------|
| 1 | MATTEO ELIAS KENZO GUENDOUZI OLIE | Total 10.792 | |
| | 8.228 | 2.368 | 0.093 |
| 2 | VALENTIN MARIANO CASTELLANOS GIMENEZ | Total 10.598 | |
| | 7.913 | 2.376 | 0.222 |
| 3 | OLIVER PROVSTGAARD NIELSEN | Total 9.854 | |
| | 7.714 | 1.941 | 0.082 |
| 4 | MARIO GILA FUENTES | Total 9.553 | |
| | 7.415 | 1.799 | 0.187 |
| 5 | MATTIA ZACCAGNI | Total 9.225 | |
| | 7.151 | 1.739 | 0.224 |

| AVG Speed km/h (run) | | | |
|----------------------|----------------|-----|--------|
| 1 | ZACCAGNI | LAZ | 19.637 |
| 2 | LAZZARI | LAZ | 19.618 |
| 3 | NUNO TAVARES | LAZ | 19.576 |
| 4 | LU. PELLEGRINI | LAZ | 19.532 |
| 5 | CANCELLIERI | LAZ | 19.513 |

| AVG Speed km/h (sprint) | | | |
|-------------------------|--------------|-----|--------|
| 1 | NUNO TAVARES | LAZ | 29.217 |
| 2 | GILA | LAZ | 28.470 |
| 3 | MARUŠIĆ | LAZ | 28.286 |
| 4 | LAZZARI | LAZ | 27.935 |
| 5 | ZACCAGNI | LAZ | 27.473 |

TEAM STATS (ATHLETICS PERFORMANCE)

Distance Covered (km) 109.554

Distance Covered (km) 109.188

| Jog - Run - Sprint (km) | | |
|-------------------------|--------|-------|
| 84.649 | 21.932 | 2.095 |

| Jog - Run - Sprint (km) | | |
|-------------------------|--------|-------|
| 83.329 | 22.617 | 1.961 |

Fitness data displayed in the report are the ones collected in real time and could be different to the post-processed ones, delivered to the coaching staff

| | | | | | | | |
|---------------|---------------------------|------|-------------|---------|------------|---------------------|------------------|
| Jog: | 0-7 km/h | Run: | 7.1-15 km/h | Sprint: | 15.1+ km/h | Jog + Run + Sprint: | Distance covered |
| TOP Sprinter: | Top four players per team | | | | | | |

Como 24/08/2025 GIUSEPPE SINIGAGLIA 18:30



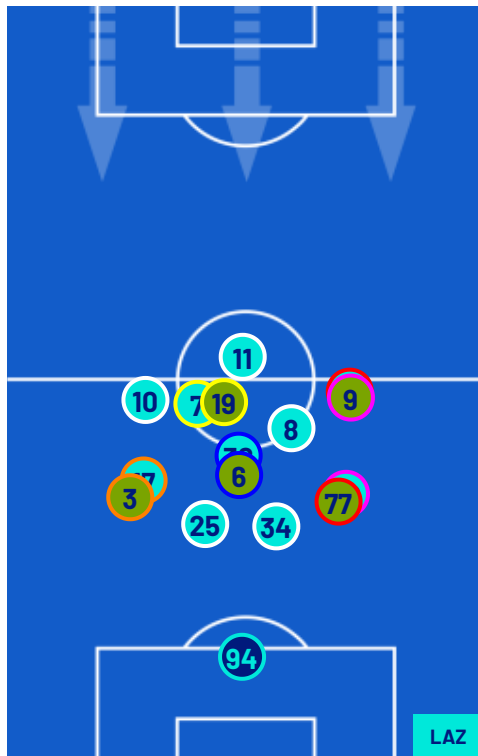
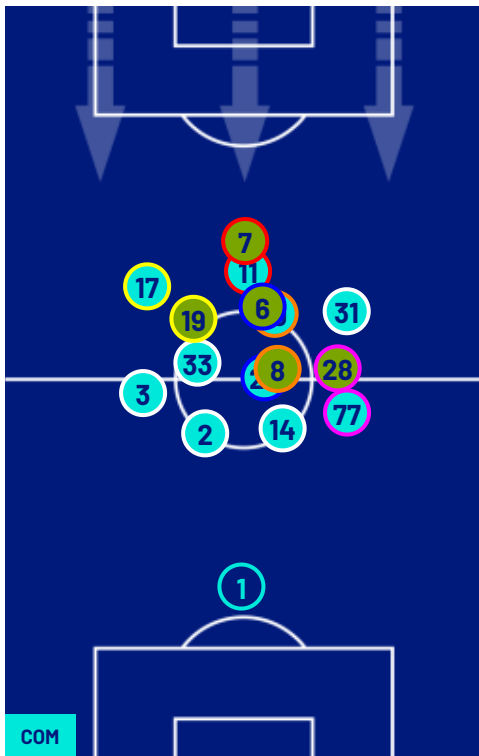
COMO

2-0

LAZIO



PLAYERS AVERAGE POSITIONS



- Legend:
- 1st Substitution
 - 2nd Substitution
 - 3rd Substitution
 - 4th Substitution
 - 5th Substitution
 - Player In
 - Player In
 - Player In
 - Player In
 - Player In

- Player Out
- Player Out
- Player Out
- Player Out
- Player Out

- Player In Substitution Of
- Player In Substitution Of
- Player In Substitution Of
- Player In Substitution Of

- Player In
- Player In
- Player In
- Player In

Como 24/08/2025 GIUSEPPE SINIGAGLIA 18:30



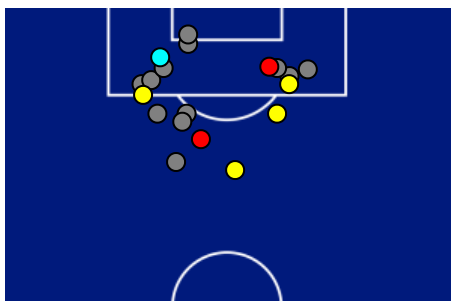
COMO

2-0

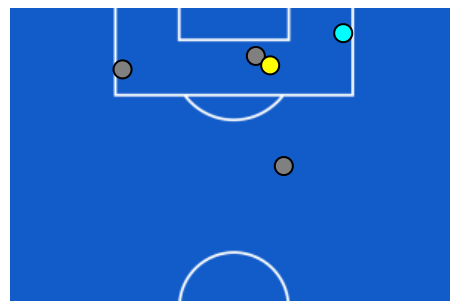
LAZIO



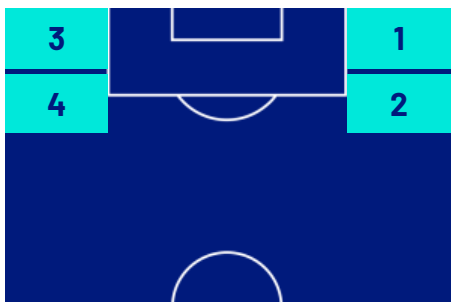
ATTEMPTS MAP



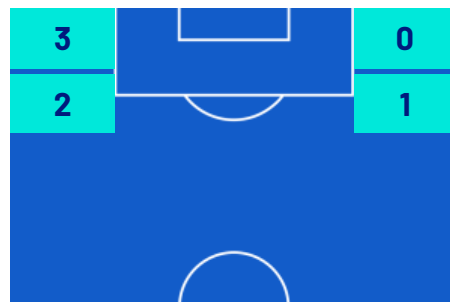
| | | |
|----|------------|---|
| 2 | Goals | 0 |
| 6 | On target | 1 |
| 11 | Off target | 3 |
| 1 | Blocked | 1 |



OPEN PLAY CROSSES MAP



| | | |
|----|-------------------|----|
| 6 | Crosses completed | 3 |
| 19 | Total crosses | 7 |
| 32 | Accuracy (%) | 43 |



| | | |
|-----|--------------------|-----|
| 770 | Total Balls Played | 530 |
| 199 | DEFENSIVE | 236 |
| 381 | MIDFIELD | 217 |
| 190 | ATTACK ZONE | 77 |

Como 24/08/2025 GIUSEPPE SINIGAGLIA 18:30




COMO

2-0

LAZIO



KEY PLAYERS

| | |
|--|------------|
|  NICOLAS PAZ MARTINEZ | 10 |
| Position | Midfielder |
| Date of birth | 08/09/2004 |
| Nationality | ARG |

Jog 41% - Run 47% - Sprint 12% Km 8.472

| | | |
|-------|-------|-------|
| 6.339 | 1.991 | 0.081 |
|-------|-------|-------|

Mvp Stats

| | |
|--------------------------------|-------|
| Minutes Played | 79 |
| Goals | 1 |
| Scoring Chances | 0 |
| Attempts | 4 |
| Attempts on target | 2 (1) |
| Assists | 1 |
| Balls Played | 0 |
| Passes Completed | 34 |
| Passes Completed/Attempted (%) | 82 |
| Key Passes | 3 |
| Gained Possessions | 1 |
| Fouls Suffered | 1 |

| | |
|---|------------|
|  MATTEO CANCELLIERI | 22 |
| Position | Forward |
| Date of birth | 12/02/2002 |
| Nationality | ITA |

Jog 41% - Run 47% - Sprint 12% Km 7.070

| | | |
|-------|-------|-------|
| 5.233 | 1.663 | 0.121 |
|-------|-------|-------|

Mvp Stats

| | |
|--------------------------------|-------|
| Minutes Played | 61 |
| Goals | 0 |
| Scoring Chances | 0 |
| Attempts | 2 |
| Attempts on target | 0 (0) |
| Assists | 0 |
| Balls Played | 0 |
| Passes Completed | 7 |
| Passes Completed/Attempted (%) | 77 |
| Key Passes | 1 |
| Gained Possessions | 2 |
| Fouls Suffered | 2 |

The above statistics are considered final 24 hours after the end of the match.

The disciplinary sanctions are unofficial, as they come from real-time tracking during the match. They will become official following approval by the relevant bodies.

In the case of uncertainty over the identity of a goalscorer, Lega Serie A will confirm this the day after each round of matches is completed.

The official data providers are Kama, Hawk-Eye, Math and Sport.