

MATCH REPORT



Matchday 30
SERIE A CHAMPIONSHIP 2025-2026



ATALANTA

HELLAS VERONA FC



HELLAS VERONA

Bergamo 22/03/2026
NEW BALANCE ARENA 15:00

Bergamo 22/03/2026 NEW BALANCE ARENA 15:00



ATALANTA

1-0

HELLAS VERONA



LINE-UPS

ATALANTA

29	CARNESECCHI (GK)
42	SCALVINI
19	DJIMSITI
23	KOLAŠINAC
77	ZAPPACOSTA
15	DE ROON
13	ÉDERSON
47	BERNASCONI
17	DE KETELAERE
59	ZALEWSKI
90	KRSTOVIĆ

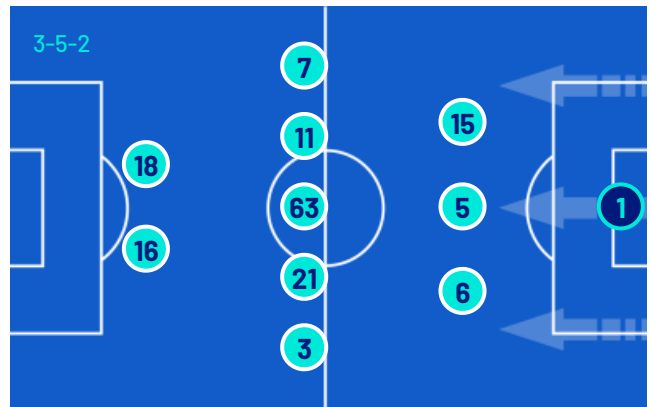


Bench

31	ROSSI (GK)
57	SPORTIELLO (GK)
3	KOSSOUNOU
4	H IEN
5	BAKKER
6	MUSAH
7	K. SULEMANA
8	PAŠALIĆ
10	SAMARDŽIĆ
16	BELLANOVA
18	RASPADORI
69	AHANOR

HELLAS VERONA

(GK) MONTIPÒ	1
NELSSON	15
EDMUNDSSON	5
VALENTINI	6
BELGHALI	7
AKPA AKPRO	11
GAGLIARDINI	63
HARROUJ	21
FRESE	3
BOWIE	18
ORBAN	16



Bench

(GK) PERILLI	34
(GK) TONIOLO	94
OYEGOKE	2
A. SARR	9
SUSLOV	10
LIROLA	14
SLOTSAGER	19
BERNÈDE	24
MOSQUERA	25
NIASSE	36
ISAAC	41
CHAM	70
AL MUSRATI	73

Head Coach: **RAFFAELE PALLADINO**

Head Coach: **PAOLO SAMMARCO**

Referee: **GIOVANNI AYROLDI**
 Assistant referee: **FILIPPO BERCIGLI**
 Assistant referee: **FEDERICO FONTANI**

Fourth official: **VALERIO CREZZINI**
 V.A.R.: **LORENZO MAGGIONI**
 A.V.A.R.: **FEDERICO LA PENNA**

Bergamo 22/03/2026 NEW BALANCE ARENA 15:00



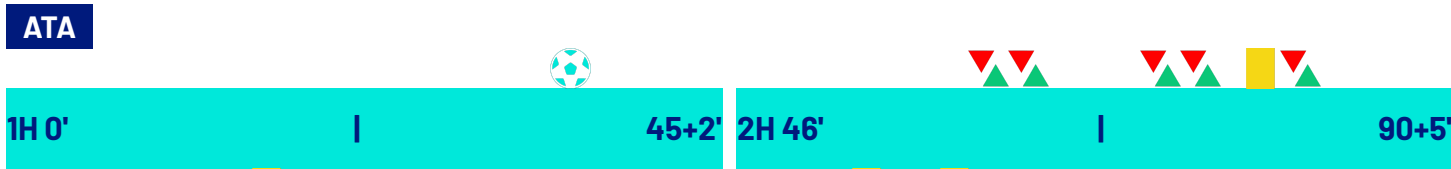
ATALANTA

1-0

HELLAS VERONA



MATCH EVENTS



ATALANTA	HELLAS VERONA
----------	---------------

ATALANTA	HELLAS VERONA
1	0
DAVIDE ZAPPACOSTA 37'	17' ANDRIAS EDMUNDSSON
GIACOMO RASPADORI NICOLA ZALEWSKI 64'	46' DANIEL OYEGOKE MARTIN FRESE
MARIO PAŠALIĆ ÉDERSON 64'	54' NICOLÁS VALENTINI
ISAK HIEN SEAD KOLAŠINAC 76'	63' ROBERTO GAGLIARDINI
YUNUS MUSAH CHARLES DE KETELAERE 76'	66' TOMÁS SUSLOV ABDOU HARROUI
ISAK HIEN 83'	66' ALI ELMUSRATI ROBERTO GAGLIARDINI
LAZAR SAMARDŽIĆ MARTEN DE ROON 88'	78' AMIN SARR KIERON TOM BOWIE
	85' ANTOINE BERNÈDE JEAN-DANIEL AKPA AKPRO

Legend:

- Goals
- Own goal
- Penalty
- Assist
- Yellow Card
- Red Card
- Substitution
- Double Yellow Card



Matchday 30
SERIE A CHAMPIONSHIP 2025-2026

MATCH REPORT

Bergamo 22/03/2026 NEW BALANCE ARENA 15:00



ATALANTA

1-0

HELLAS VERONA



GAME TIME



Effective
played time:
59%



1st Half - 2nd Half
27'34" - 28'43"

BALL POSSESSION

ATALANTA

VERONA

QUARTERS BALL POSSESSION

1H	0'-15'	2H	46'-60'
56.98%	43.02%	64.67%	35.33%
	16'-30'		61'-75'
77.01%	22.99%	61.49%	38.51%
	31'-46'		76'-95'
54.24%	45.76%	38.24%	61.76%

TEAM STATS

	ATA	VER
Attempts	12	12
Attempts on target	3	3
Attempts on target from penalty box	8	6
Post		
Bar	1	
Attempts off target	6	5
Blocked Shots	2	4
Scoring Chances	1	1
Key Passes	9	8
Assists		
Fouls Committed	12	16
Corners	2	4
Offsides		1
Cross Completed/Total	5/17	7/21
Dribbling	3	6
Passes Completed	486	295
Passes Completed/Attempted (%)	84	75
Passes Final Third	128	39
Balls played forward	259	99
Long Passes	47	24
Saves	3	1
Gained Possessions	48	49

Bergamo 22/03/2026 NEW BALANCE ARENA 15:00

ATALANTA

1-0

HELLAS VERONA



PLAYER STATS

ATALANTA		M	GC	OG	S	AS	CL	LB	FYC	SYC	RC
29	CARNESECCHI	96'			3			20			
42	SCALVINI	96'			2			93			
19	DJIMSITI	96'			1			103			
23	KOLAŠINAC	77'						73			
77	ZAPPACOSTA	96'	1		3	1		53	2	29	80
15	DE ROON	89'						89		63	86
13	ÉDERSON	65'			1	1		43		34	94
47	BERNASCONI	96'						67	1	46	90
17	DE KETELAERE	77'						61	2	37	80
59	ZALEWSKI	65'			2			34	2	20	80
90	KRSTOVIĆ	96'			3	1	1	47	2	24	72
4	HIEN	19'						18		7	100
6	MUSAH	19'					1	8		4	100
8	PAŠALIĆ	32'						10		4	50
10	SAMARDŽIĆ	7'						3			
18	RASPADORI	32'						10		10	100

HELLAS VERONA		M	GC	OG	S	AS	CL	LB	FYC	SYC	RC
1	MONTIPÒ	96'	1		1			13			
15	NELSSON	96'						67		38	86
5	EDMUNDSSON	96'						66		36	75
6	VALENTINI	96'			2	1		80		35	66
7	BELGHALI	96'			1			35	3	22	84
11	AKPA AKPRO	87'			1			44		18	85
63	GAGLIARDINI	67'						51	1	32	88
21	HARROUI	67'			1			35	1	21	80
3	FRESE	47'					2	26		8	66
18	BOWIE	79'			2	1	1	29	2	10	55
16	ORBAN	96'			4	1		42	1	18	64
2	OYEGOKE	50'						23		16	80
9	A. SARR	17'						9	2	2	50
10	SUSLOV	29'						12		8	80
24	BERNÈDE	10'						4		4	100
73	AL MUSRATI	29'			1			26		18	81

Legend

FYC	Yellow Card
OG	Owngoal
BP	Balls Played
SYC	Double Yellow Card
RC	Red Card
G	Goals
GC	Goal Conceded
M	Minutes Played
AS	Assists
FS	Fouls Suffered
A	Attempts
AT	Attempts on target
SC	Scoring Chances
HW	Hit Woodwork
S	Saves
CL	Clearences
LB	Long Ball
P(%)	Passes Completed/Attempted (%)
KP	Key Passes
PA	Balls played forward
P	Passes Completed
R	Gained Possessions

PLAYERS RANKING

Attempts		Attempts on target		Passes Final Third		Scoring Chances	
1	ORBAN VER 4	1	ZAPPACOSTA ATA 1	1	BERNASCONI ATA 19	1	BOWIE VER 1
2	ZAPPACOSTA ATA 3	2	ORBAN VER 1	2	DE ROON ATA 18	2	KRSTOVIĆ ATA 1
3	KRSTOVIĆ ATA 3	3	BOWIE VER 1	3	DE KETELAERE ATA 17		
4	SCALVINI ATA 2	4	VALENTINI VER 1	4	KRSTOVIĆ ATA 14		
5	BOWIE VER 2	5	KRSTOVIĆ ATA 1	5	ZAPPACOSTA ATA 13		

Crosses		Passes Completed		Key Passes		Dribbling	
1	ZAPPACOSTA ATA 5	1	DJIMSITI ATA 69	1	BELGHALI VER 3	1	ORBAN VER 2
2	ZALEWSKI ATA 5	2	SCALVINI ATA 65	2	DE KETELAERE ATA 2	2	SCALVINI ATA 1
3	AKPA AKPRO VER 4	3	DE ROON ATA 63	3	ZAPPACOSTA ATA 2	3	AKPA AKPRO VER 1
4	BERNASCONI ATA 4	4	KOLAŠINAC ATA 54	4	BOWIE VER 2	4	BOWIE VER 1
5	FRESE VER 4	5	BERNASCONI ATA 46	5	ZALEWSKI ATA 2	5	ZALEWSKI ATA 1

Bergamo 22/03/2026 NEW BALANCE ARENA 15:00



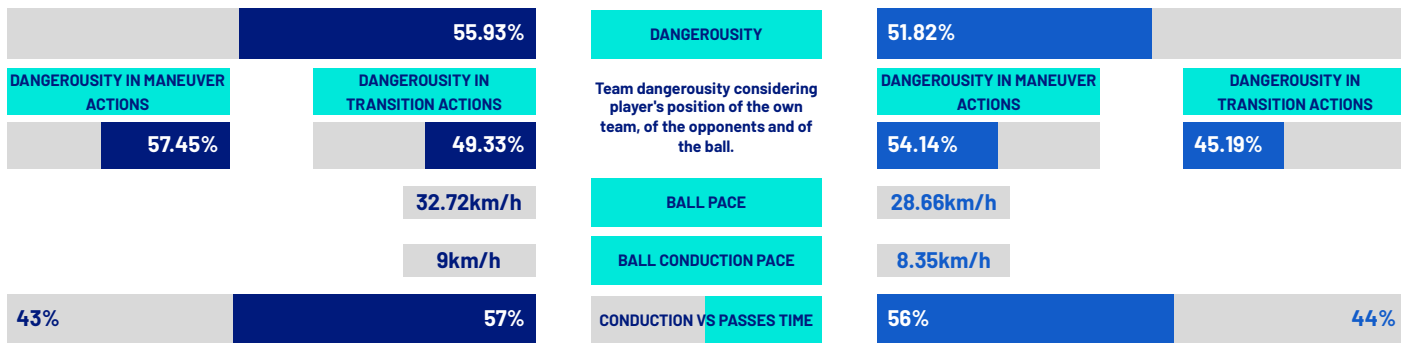
ATALANTA

1-0

HELLAS VERONA



TEAM INDICATORS



RECORDMEN

PASS GAIN

Number of players overtaken by a vertical pass (only successful passes are considered).

It shows how much a player tends to overcome the opponent's pressure lines.

1	15	MARTEN DE ROON	3	1	1	LORENZO MONTIPÒ	7
2	17	CHARLES DE KETELAERE	2.58	2	21	ABDOU HARROUI	3.91
3	13	ÉDERSON	2.5	3	3	MARTIN FRESE	3.67
4	90	NIKOLA KRSTOVIĆ	2.5	4	5	ANDRIAS EDMUNDSSON	3.25
5	23	SEAD KOLAŠINAC	2.43	5	7	RAFIK BELGHALI	3.13

PASS RISK

Measures the player's propensity to risk the pass (only successful passes are considered).

1	15	MARTEN DE ROON	31.17%	1	16	GIFT EMMANUEL ORBAN	52%
2	13	ÉDERSON	28.63%	2	2	DANIEL OYEGOKE	46%
3	47	LORENZO BERNASCONI	27.86%	3	7	RAFIK BELGHALI	44.17%
4	77	DAVIDE ZAPPACOSTA	20.6%	4	1	LORENZO MONTIPÒ	43.25%
5	23	SEAD KOLAŠINAC	17.46%	5	21	ABDOU HARROUI	34.42%

RECEIVED PRESSURE

How much the player with the ball is pressed by the opposite team.

It depends on the speed, running direction and distance from the opponent who is at a shorter distance.

1	90	NIKOLA KRSTOVIĆ	70.86%	1	9	AMIN SARR	83%
2	18	GIACOMO RASPADORI	65.71%	2	16	GIFT EMMANUEL ORBAN	71.4%
3	17	CHARLES DE KETELAERE	64.03%	3	18	KIERON TOM BOWIE	69.49%
4	10	LAZAR SAMARDŽIĆ	63.74%	4	11	JEAN-DANIEL AKPA AKPRO	63.78%
5	59	NICOLA ZALEWSKI	59.72%	5	24	ANTOINE BERNÈDE	62.45%

PASS AVAILABILITY

Ability of a player to get away from opponents to receive the ball.

It is computed for all the teammates of the player in possession.

1	23	SEAD KOLAŠINAC	81.41%	1	15	VICTOR NELSSON	81.81%
2	6	YUNUS MUSAH	80.98%	2	2	DANIEL OYEGOKE	76.98%
3	19	BERAT DJIMSITI	80.4%	3	73	ALI ELMUSRATI	76.82%
4	47	LORENZO BERNASCONI	79.75%	4	5	ANDRIAS EDMUNDSSON	75.87%
5	42	GIORGIO SCALVINI	79.45%	5	6	NICOLÁS VALENTINI	74.03%

Bergamo 22/03/2026 NEW BALANCE ARENA 15:00



ATALANTA

1-0

HELLAS VERONA



PLAYERS RANKING (ATHLETICS PERFORMANCE)

Jog - Run - Sprint (km)			
1	GIORGIO SCALVINI	Total 11.651	
	9.339	2.128	0.126
2	DAVIDE ZAPPACOSTA	Total 11.540	
	8.654	2.368	0.471
3	MARTEN ELCO DE ROON	Total 11.061	
	8.625	2.253	0.146
4	NIKOLA KRSTOVIĆ	Total 10.764	
	8.782	1.565	0.372
5	LORENZO BERNASCONI	Total 10.750	
	7.831	2.485	0.364

Jog - Run - Sprint (km)			
1	RAFIK BELGHALI	Total 11.640	
	8.377	2.972	0.251
2	ANDRIAS EDMUNDSSON	Total 10.940	
	8.718	1.923	0.240
3	NICOLAS VALENTINI	Total 10.765	
	8.582	1.837	0.299
4	VICTOR ENOK NELSSON	Total 10.567	
	8.615	1.753	0.148
5	GIFT EMMANUEL ORBAN	Total 10.461	
	8.218	1.910	0.257

AVG Speed km/h (run)			
1	ÉDERSON	ATA	19.653
2	ZAPPACOSTA	ATA	19.614
3	KRSTOVIĆ	ATA	19.599
4	ZALEWSKI	ATA	19.587
5	BERNASCONI	ATA	19.575

AVG Speed km/h (run)			
1	A. SARR	VER	19.914
2	BERNÈDE	VER	19.780
3	ORBAN	VER	19.738
4	EDMUNDSSON	VER	19.650
5	FRESE	VER	19.646

AVG Speed km/h (sprint)			
1	MUSAH	ATA	29.843
2	BERNASCONI	ATA	28.508
3	PAŠALIĆ	ATA	28.307
4	KRSTOVIĆ	ATA	28.002
5	ÉDERSON	ATA	27.921

AVG Speed km/h (sprint)			
1	AKPA AKPRO	VER	28.123
2	BOWIE	VER	27.946
3	OYEGOKE	VER	27.904
4	FRESE	VER	27.776
5	EDMUNDSSON	VER	27.689

TEAM STATS (ATHLETICS PERFORMANCE)

Distance Covered (km) 117.707

Distance Covered (km) 118.745

Jog - Run - Sprint (km)		
92.093	22.136	2.827

Jog - Run - Sprint (km)		
91.020	24.418	2.659

Fitness data displayed in the report are the ones collected in real time and could be different to the post-processed ones, delivered to the coaching staff

Jog:	0-7 km/h	Run:	7.1-15 km/h	Sprint:	15.1+ km/h	Jog + Run + Sprint:	Distance covered
TOP Sprinter:	Top four players per team						

Bergamo 22/03/2026 NEW BALANCE ARENA 15:00



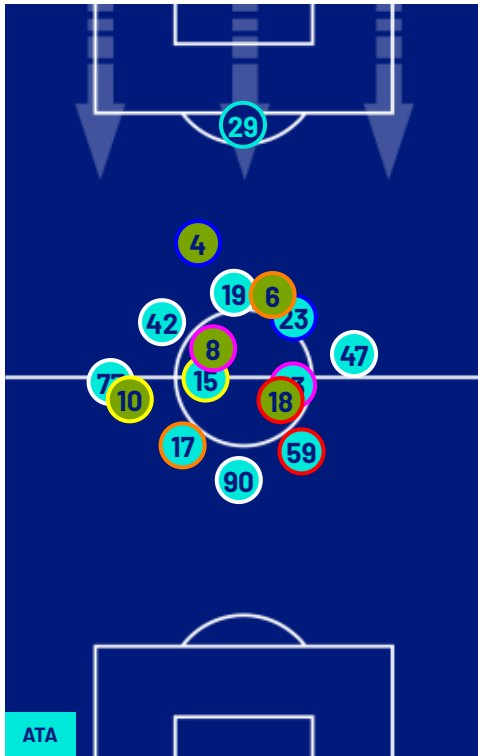
ATALANTA

1-0

HELLAS VERONA



PLAYERS AVERAGE POSITIONS



- Legend:
- | | | | | |
|------------------|-----------|------------|---------------------------|-----------|
| 1st Substitution | Player In | Player Out | Player In Substitution Of | Player In |
| 2nd Substitution | Player In | Player Out | Player In Substitution Of | Player In |
| 3rd Substitution | Player In | Player Out | Player In Substitution Of | Player In |
| 4th Substitution | Player In | Player Out | Player In Substitution Of | Player In |
| 5th Substitution | Player In | Player Out | Player In Substitution Of | Player In |

Bergamo 22/03/2026 NEW BALANCE ARENA 15:00



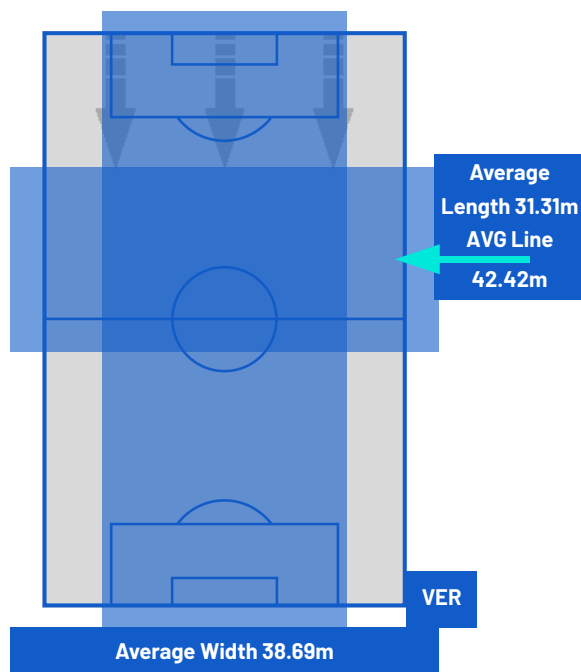
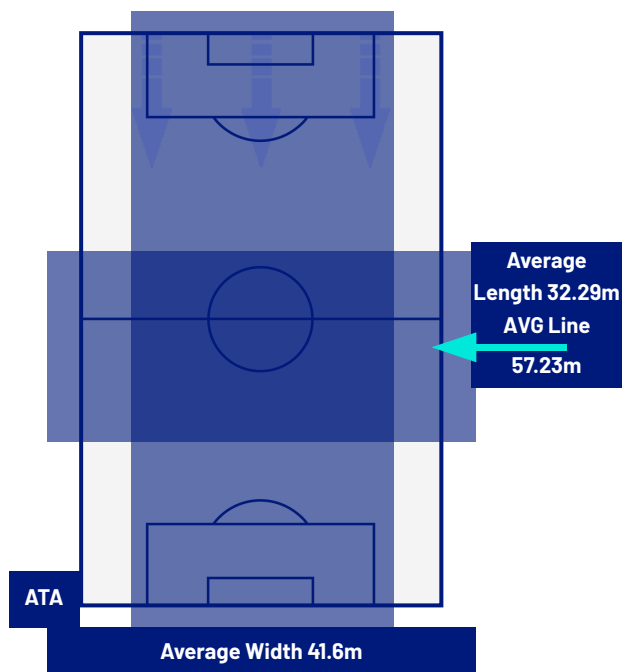
ATALANTA

1-0

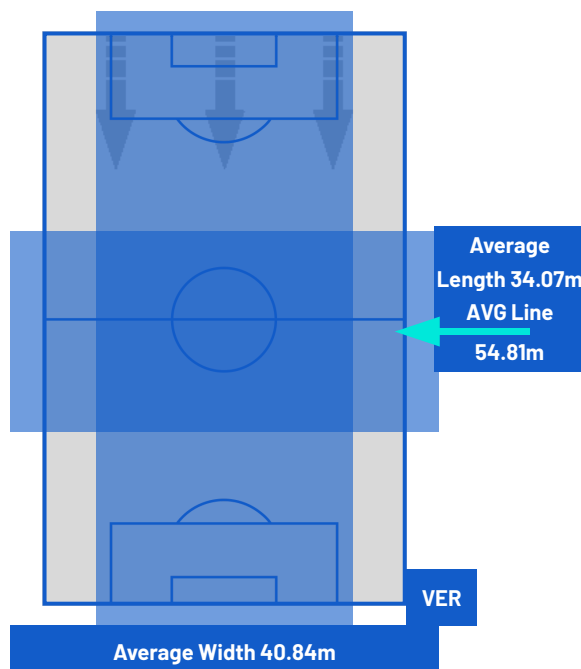
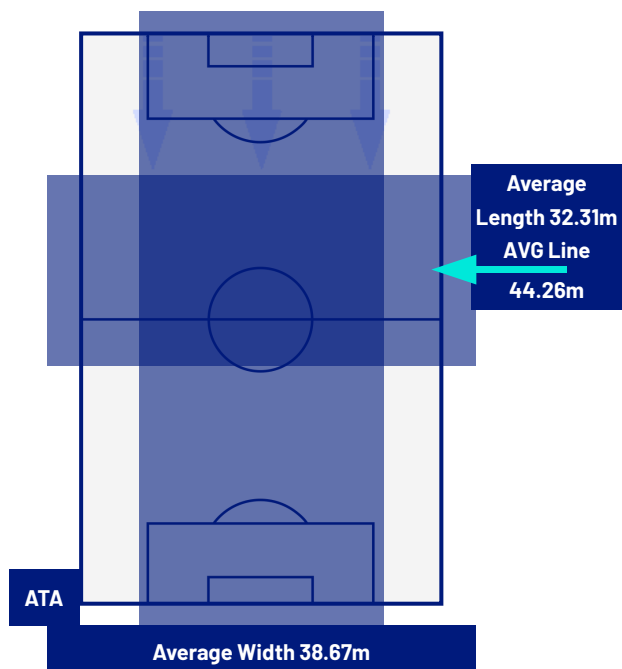
HELLAS VERONA



TEAM'S DEFENSE POSITION 1ST HALF



TEAM'S DEFENSE POSITION 2ND HALF



Bergamo 22/03/2026 NEW BALANCE ARENA 15:00



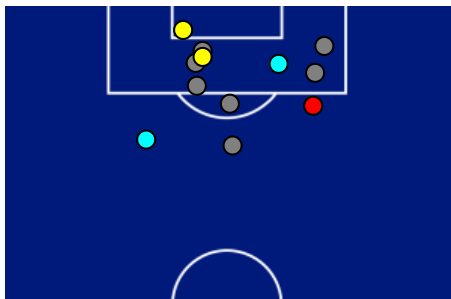
ATALANTA

1-0

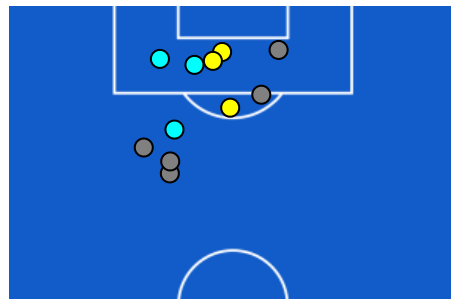
HELLAS VERONA



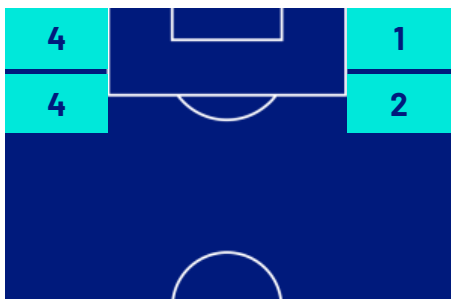
ATTEMPTS MAP



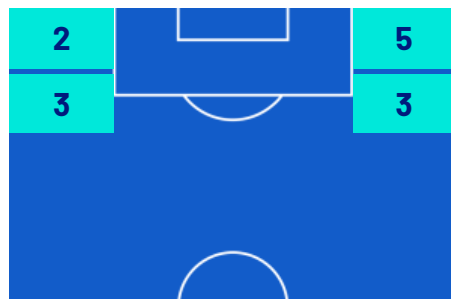
1	Goals	0
3	On target	3
6	Off target	5
2	Blocked	4



OPEN PLAY CROSSES MAP



5	Crosses completed	7
17	Total crosses	21
29	Accuracy (%)	33



835	Total Balls Played	659
218	DEFENSIVE	247
382	MIDFIELD	289
235	ATTACK ZONE	123

Bergamo 22/03/2026 NEW BALANCE ARENA 15:00



ATALANTA

1-0

HELLAS VERONA



KEY PLAYERS

 DAVIDE ZAPPACOSTA	77
Position	Defender
Date of birth	11/06/1992
Nationality	ITA

 GIFT EMMANUEL ORBAN	16
Position	Forward
Date of birth	17/07/2002
Nationality	NGA

Jog 75% - Run 21% - Sprint 4%			Km 11.540
8.654	2.368	0.471	

Jog 79% - Run 19% - Sprint 2%			Km 10.461
8.218	1.910	0.257	

Mvp Stats	
Minutes Played	96
Goals	1
Scoring Chances	0
Attempts	3
Attempts on target	1(1)
Assists	0
Balls Played	53
Passes Completed	29
Passes Completed/Attempted (%)	80
Key Passes	2
Gained Possessions	2
Fouls Suffered	0

Mvp Stats	
Minutes Played	96
Goals	0
Scoring Chances	0
Attempts	4
Attempts on target	1(0)
Assists	0
Balls Played	42
Passes Completed	18
Passes Completed/Attempted (%)	64
Key Passes	1
Gained Possessions	1
Fouls Suffered	0

The above statistics are considered final 24 hours after the end of the match.

The disciplinary sanctions are unofficial, as they come from real-time tracking during the match. They will become official following approval by the relevant bodies.

In the case of uncertainty over the identity of a goalscorer, Lega Serie A will confirm this the day after each round of matches is completed.

The official data providers are Kama, Hawk-Eye, Math and Sport.