MATCH REPORT

Matchday 7

SERIE A CHAMPIONSHIP 2026-2027

ROMA

GENOA

Roma 17/10/2026

OLIMPICO 20:45

MATCH REPORT

Roma 17/10/2026 OLIMPICO 20:45

ROMA	2-0	GENOA

LINE-UPS

ROMA			GENOA		
95	GOLLINI (GK)		(GK) BIJLOW	1	
26	BALERDI		MARCANDALLI	27	
5	NDICKA		ØSTIGÅRD	5	
3	KOULIERAKIS		J. VÁSQUEZ	22	
77	LULLI	⚽	ELLERTSSON	77	
15	DE ROON		FRENDRUP	32	
61	PISILLI	🟨	WIAFE	71	
2	RENSCH		PUCZKA	31	
18	SOULÉ	🟨	MESSIAS	10	
86	RODRIGO MORA		EL SHAARAWY	92	
9	CASTRO	⚽	OSMAJIĆ	18	

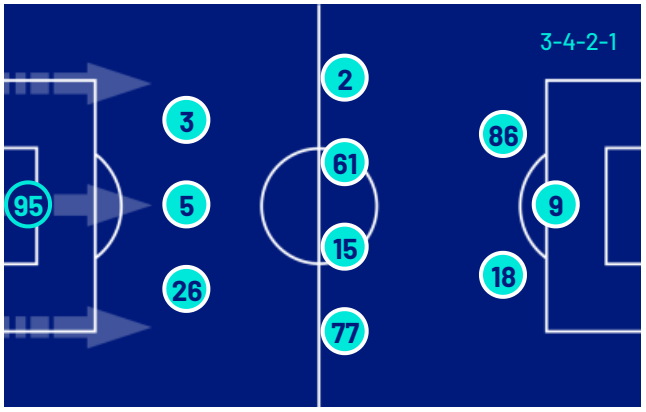

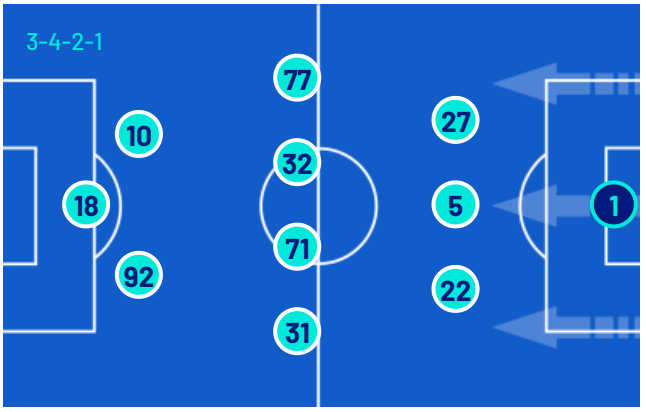

Bench			Bench		
32	D. VÁSQUEZ (GK)		(GK) SOMMARIVA	39	
70	DE MARZI (GK)		(GK) STOLZ	99	
7	LO. PELLEGRINI		MITAJ	2	
20	MOLINA		AMORIM	4	
22	HERMOSO		BALDANZI	8	
23	MANCINI		VITINHA	9	
43	WESLEY		KLISYS	14	
63	DI NUNZIO		DRAMEH	16	
68	ARENA		SABELLI	20	
72	PARATICI		ROBINHO JR	21	
78	CAMARA		TRAORÉ	25	
87	GHILARDI		OTOA	34	
			MARCELO VAZ	85	

Head Coach: **GIAN PIERO GASPERINI**

Head Coach: **DANIELE DE ROSSI**

Referee: **ROSARIO ABISSO**
Assistent referee: **ALBERTO TEGONI**
Assistent referee: **THOMAS MINIUTTI**

Fourth official: **GIUSEPPE COLLU**
V.A.R.: **LUCA PAIRETTO**
A.V.A.R.: **LUCA MASSIMI**

MATCH REPORT

Roma 17/10/2026 OLIMPICO 20:45

ROMA	2-0	GENOA

MATCH EVENTS

ROM

1H 0' | 45+2' | 2H 46' | 90+5'

GEN

ROMA		GENOA
2		0
MATÍAS SOULÉ 43'		
SANTIAGO CASTRO 50'		
	51'	JOHAN VÁSQUEZ
MARIO HERMOSO | KONSTANTINOS KOULIERAKIS 63'		
LORENZO PELLEGRINI | RODRIGO MORA 63'		
	65'	VITINHA | STEPHAN EL SHAARAWY
	65'	LEO ØSTIGÅRD
EMANUELE LULLI 68'		
NICCOLÒ PISILLI 77'		
WESLEY | EMANUELE LULLI 78'		
	81'	MIKAEL ELLERTSSON
	83'	ROBINHO JUNIOR | JUNIOR MESSIAS
	83'	ALEXSANDRO AMORIM | MORTEN FRENDRUP
DANIELE GHILARDI | DEVYNE RENSCH 88'		
ALESSANDRO DI NUNZIO | NICCOLÒ PISILLI 88'		

Legend:
Goals, Penalty, Yellow Card, Red Card, Double Yellow Card
Owngoal, Assist, Substitution

MATCH REPORT

Roma 17/10/2026 OLIMPICO 20:45

ROMA	2-0	GENOA

GAME TIME

95'16''

Effective played time: 60%

57'21''

1st Half - 2nd Half
29'30" - 27'51"

BALL POSSESSION

ROMA GENOA

QUARTERS BALL POSSESSION

1H	0'-15'	2H	46'-60'
62.24%	37.76%	81.55%	18.45%
	16'-30'		61'-75'
74.53%	25.47%	54.55%	45.45%
	31'-46'		76'-95'
41.62%	58.38%	70.14%	29.86%

TEAM STATS

	ROM	GEN
Attempts	14	9
Attempts on target	5	1
Attempts on target from penalty box	11	7
Post		
Bar	1	1
Attempts off target	2	2
Blocked Shots	4	3
Scoring Chances	2	
Key Passes	12	5
Assists		
Fouls Committed	10	7
Corners	5	3
Offsides	3	2
Cross Completed/Total	8/18	4/18
Dribblings	6	9
Passes Completed	525	229
Passes Completed/Attempted (%)	83	70
Passes Final Third	129	44
Balls played forward	245	91
Long Passes	44	33
Saves	1	3
Gained Possessions	62	50

MATCH REPORT

Roma 17/10/2026 OLIMPICO 20:45

ROMA	2-0	GENOA

PLAYER STATS

ROMA		M	GC	OG	S	AS	CL	LB	FYC	SYC	RC
95	GOLLINI	96'			1		1	17			

		M	G	OG	A	AT	HW	SC	FS	BP	AS	KP	P	P(%)	PA	R	FYC	SYC	RC
26	BALERDI	96'			1		1	1		85			51	83	18	14			
5	NDICKA	96'			1					90			59	92	10	9			
3	KOULIERAKIS	64'			1				1	67			47	81	20	4			
77	LULLI	79'	1		1	1		1	1	49		2	25	78	14	4			
15	DE ROON	96'								99			62	80	27	9			
61	PISILLI	89'			1	1				87		2	57	82	24	6	1		
2	RENSCH	89'							1	57			41	83	30	1			
18	SOULÉ	96'			2	1			1	73		3	48	84	32	3	1		
86	RODRIGO MORA	64'			3	1			1	42		1	28	90	22	2			
9	CASTRO	96'	1		4	1			1	32		2	19	86	15	3			
7	LO. PELLEGRINI	32'								26		1	19	79	14				
22	HERMOSO	32'								25			21	95	8	3			
43	WESLEY	17'								21			13	81	9	2			
63	DI NUNZIO	7'								9			5	100		1			
87	GHILARDI	7'								7		1	4	80	2	1			

GENOA		M	GC	OG	S	AS	CL	LB	FYC	SYC	RC
1	BIJLOW	96'	2		3			39			

		M	G	OG	A	AT	HW	SC	FS	BP	AS	KP	P	P(%)	PA	R	FYC	SYC	RC
27	MARCANDALLI	96'								41		1	23	76	6	4			
5	ØSTIGÅRD	96'							4	49			17	85	3	7	1		
22	J. VÁSQUEZ	96'			1					66			37	80	6	8	1		
77	ELLERTSSON	96'							1	36			17	73	10	4	1		
32	FRENDRUP	84'								42			20	76	9	5			
71	WIAFE	96'								37		2	23	85	13	7			
31	PUCZKA	96'			1					74			24	55	14	7			
10	MESSIAS	84'			1				4	30			6	46	5	2			
92	EL SHAARAWY	66'			2		1		1	36			18	85	14	4			
18	OSMAJIĆ	96'			4	1				23		1	9	64	7				
4	AMORIM	12'								3			2	66					
9	VITINHA	30'								10			2	66	1	1			
21	ROBINHO JR	12'								3			3	100	3				

Legend

FYC	Yellow Card
OG	Owngoal
BP	Balls Played
SYC	Double Yellow Card
RC	Red Card
G	Goals
GC	Goal Conceded
M	Minutes Played
AS	Assists
FS	Fouls Suffered
A	Attempts
AT	Attempts on target
SC	Scoring Chances
HW	Posts
S	Saves
CL	Clearences
LB	Long Ball
P(%)	Passes Completed/Attempted (%)
KP	Key Passes
PA	Balls played forward
P	Passes Completed
R	Gained Possessions

PLAYERS RANKING

Attempts			
1	OSMAJIĆ	GEN	4
2	CASTRO	ROM	4
3	RODRIGO MORA	ROM	3
4	SOULÉ	ROM	2
5	EL SHAARAWY	GEN	2

Attempts on target			
1	LULLI	ROM	1
2	SOULÉ	ROM	1
3	OSMAJIĆ	GEN	1
4	PISILLI	ROM	1
5	RODRIGO MORA	ROM	1

Passes Final Third			
1	RENSCH	ROM	23
2	SOULÉ	ROM	20
3	RODRIGO MORA	ROM	16
4	CASTRO	ROM	11
5	LO. PELLEGRINI	ROM	10

Scoring Chances			
1	LULLI	ROM	1
2	BALERDI	ROM	1

Crosses			
1	PUCZKA	GEN	10
2	LULLI	ROM	5
3	SOULÉ	ROM	5
4	RENSCH	ROM	2
5	MESSIAS	GEN	2

Passes Completed			
1	DE ROON	ROM	62
2	NDICKA	ROM	59
3	PISILLI	ROM	57
4	BALERDI	ROM	51
5	SOULÉ	ROM	48

Key Passes			
1	SOULÉ	ROM	3
2	LULLI	ROM	2
3	PISILLI	ROM	2
4	WIAFE	GEN	2
5	CASTRO	ROM	2

Dribblings			
1	MESSIAS	GEN	4
2	SOULÉ	ROM	3
3	OSMAJIĆ	GEN	2
4	EL SHAARAWY	GEN	2
5	GHILARDI	ROM	1

MATCH REPORT

Roma 17/10/2026 OLIMPICO 20:45

ROMA	2-0	GENOA

TEAM INDICATORS

53.78%	DANGEROUSITY	48.52%
DANGEROUSITY IN MANEUVER ACTIONS: 56%	Team dangerousity considering player's position of the own team, of the opponents and of the ball.	DANGEROUSITY IN MANEUVER ACTIONS: 49.63%
DANGEROUSITY IN TRANSITION ACTIONS: 53.78%		DANGEROUSITY IN TRANSITION ACTIONS: 44.89%
36.04km/h	BALL PACE	37.8km/h
10.3km/h	BALL CONDUCTION PACE	10.12km/h
53% / 47%	CONDUCTION VS PASSES TIME	49% / 51%

RECORDMEN

PASS GAIN

Number of players overtaken by a vertical pass (only successful passes are considered).
It shows how much a player tends to overcome the opponent's pressure lines.

1	77	EMANUELE LULLI	3.09	1	1	JUSTIN BIJLOW	5.44
2	2	DEVYNE RENSCH	3.05	2	31	DAVID PUCZKA	3.75
3	43	WESLEY	2.78	3	9	VITINHA	3.5
4	87	DANIELE GHILARDI	2.75	4	21	ROBINHO JUNIOR	3.33
5	7	LORENZO PELLEGRINI	2.64	5	27	ALESSANDRO MARCANDALLI	3.27

PASS RISK

Measures the player's propensity to risk the pass (only successful passes are considered).

1	87	DANIELE GHILARDI	30%	1	9	VITINHA	41%
2	9	SANTIAGO CASTRO	25.75%	2	31	DAVID PUCZKA	35.96%
3	43	WESLEY	23.42%	3	5	LEO ØSTIGÅRD	33.07%
4	18	MATÍAS SOULÉ	22.26%	4	32	MORTEN FRENDRUP	23.54%
5	95	PIERLUIGI GOLLINI	19.71%	5	1	JUSTIN BIJLOW	23.15%

RECEIVED PRESSURE

How much the player with the ball is pressed by the opposite team.
It depends on the speed, running direction and distance from the opponent who is at a shorter distance.

1	9	SANTIAGO CASTRO	72.22%	1	21	ROBINHO JUNIOR	77.11%
2	86	RODRIGO MORA	64.73%	2	18	MILUTIN OSMAJIĆ	74.41%
3	18	MATÍAS SOULÉ	56.63%	3	9	VITINHA	63.89%
4	7	LORENZO PELLEGRINI	56.37%	4	32	MORTEN FRENDRUP	62.39%
5	61	NICCOLÒ PISILLI	51.31%	5	92	STEPHAN EL SHAARAWY	60.36%

PASS AVAILABILITY

Ability of a player to get away from opponents to receive the ball.
It is computed for all the teammates of the player in possession.

1	3	KONSTANTINOS KOULIERAKIS	82.62%	1	4	ALEXSANDRO AMORIM	84.06%
2	5	EVAN NDICKA	82.53%	2	22	JOHAN VÁSQUEZ	77.54%
3	43	WESLEY	81.4%	3	27	ALESSANDRO MARCANDALLI	76.03%
4	2	DEVYNE RENSCH	80.51%	4	31	DAVID PUCZKA	69.71%
5	87	DANIELE GHILARDI	79.33%	5	5	LEO ØSTIGÅRD	63.83%

MATCH REPORT

Roma 17/10/2026 OLIMPICO 20:45

ROMA	2-0	GENOA

PLAYERS RANKING (ATHLETICS PERFORMANCE)

Jog - Run - Sprint (km)				
1	MARTEN ELCO DE ROON			Total 11.513
	9.228	2.082	0.140	
2	NICCOLÒ PISILLI			Total 11.302
	9.065	2.056	0.150	
3	MATÌAS SOULE MALVANO			Total 10.956
	8.574	2.201	0.154	
4	LEONARDO JULIAN BALERDI ROSA			Total 10.687
	8.506	1.934	0.201	
5	SANTIAGO THOMAS CASTRO			Total 10.681
	8.217	2.157	0.277	

Jog - Run - Sprint (km)				
1	JOHAN FELIPE VASQUEZ IBARRA			Total 11.987
	9.300	2.517	0.120	
2	ALESSANDRO MARCANDALLI			Total 11.480
	8.802	2.501	0.128	
3	MIKAEL EGILL ELLERTSSON			Total 11.371
	8.715	2.256	0.361	
4	MILUTIN OSMAJIĆ			Total 11.337
	8.927	2.019	0.349	
5	DAVID PUCZKA			Total 11.139
	8.713	2.160	0.212	

AVG Speed km/h (run)			
1	LULLI	ROM	19.838
2	GHILARDI	ROM	19.758
3	WESLEY	ROM	19.734
4	CASTRO	ROM	19.673
5	BALERDI	ROM	19.638

AVG Speed km/h (run)			
1	ROBINHO JR	GEN	20.057
2	ELLERTSSON	GEN	19.647
3	FRENDRUP	GEN	19.638
4	MESSIAS	GEN	19.607
5	OSMAJIĆ	GEN	19.601

AVG Speed km/h (sprint)			
1	GHILARDI	ROM	28.151
2	BALERDI	ROM	27.590
3	DI NUNZIO	ROM	27.502
4	LULLI	ROM	27.257
5	HERMOSO	ROM	27.205

AVG Speed km/h (sprint)			
1	WIAFE	GEN	28.380
2	VITINHA	GEN	27.679
3	ELLERTSSON	GEN	27.453
4	OSMAJIĆ	GEN	27.362
5	MARCANDALLI	GEN	27.030

TEAM STATS (ATHLETICS PERFORMANCE)

Distance Covered (km)	118.572

Distance Covered (km)	121.120

Jog - Run - Sprint (km)		
94.692	21.239	2.102

Jog - Run - Sprint (km)		
94.434	23.959	2.149

Fitness data displayed in the report are the ones collected in real time and could be different to the post-processed ones, delivered to the coaching staff

Walk + Jog:	0-15 km/h	Run:	15.1-24.9 km/h	Sprint:	25+ km/h	Walk + Jog + Run + Sprint:	Distance covered

TOP Sprinter:	Top five players per team

MATCH REPORT

Roma 17/10/2026 OLIMPICO 20:45

ROMA	2-0	GENOA

PLAYERS AVERAGE POSITIONS

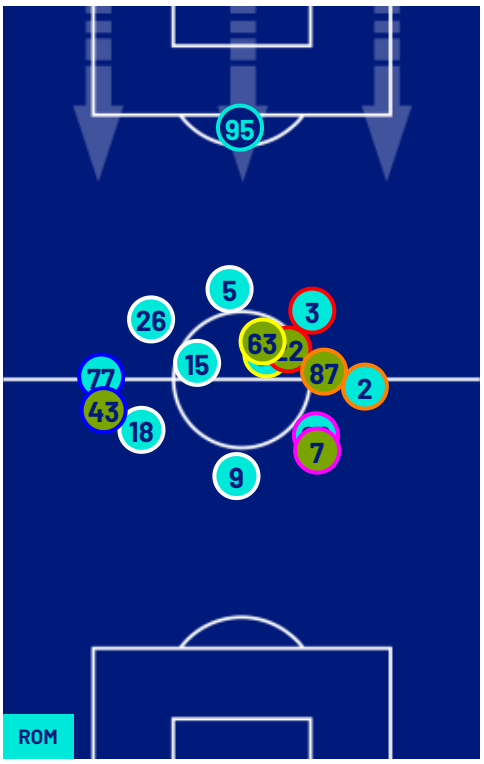

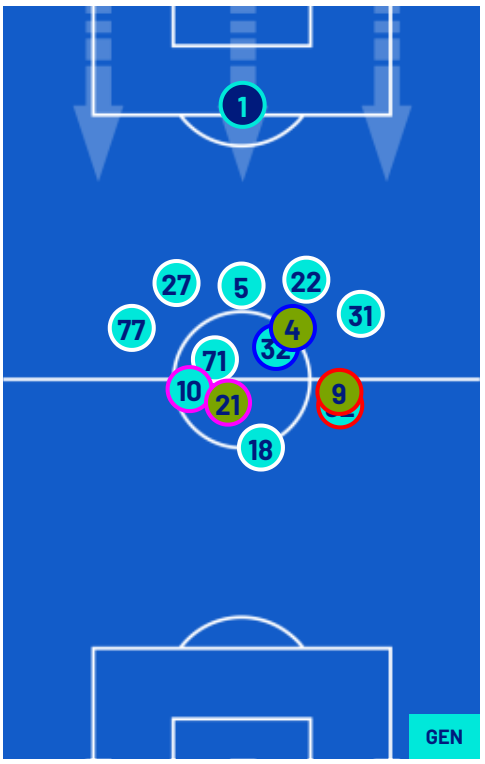

Legend:

1st Substitution	Player In	Player Out					
2nd Substitution	Player In	Player Out	Player In Substitution Of				
3rd Substitution	Player In	Player Out	Player In Substitution Of				
4th Substitution	Player In	Player Out	Player In Substitution Of				
5th Substitution	Player In	Player Out	Player In Substitution Of				

MATCH REPORT

Roma 17/10/2026 OLIMPICO 20:45

ROMA **2-0** **GENOA**

TEAM'S DEFENSE POSITION 1ST HALF

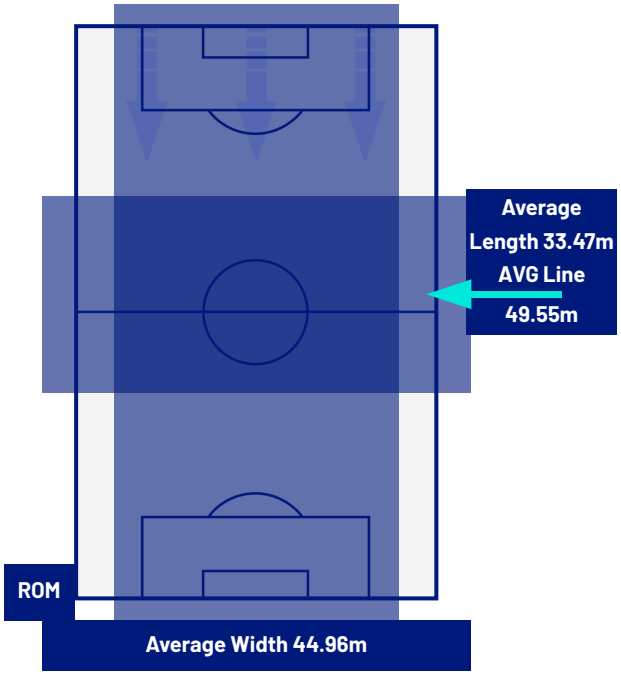

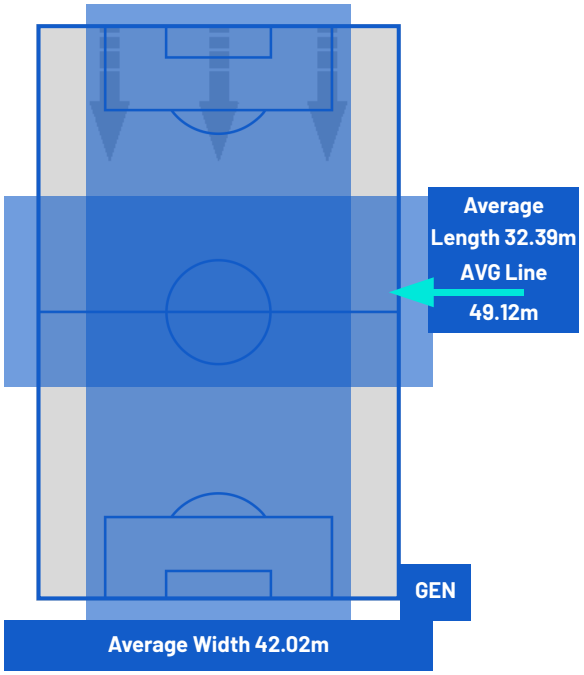

TEAM'S DEFENSE POSITION 2ND HALF

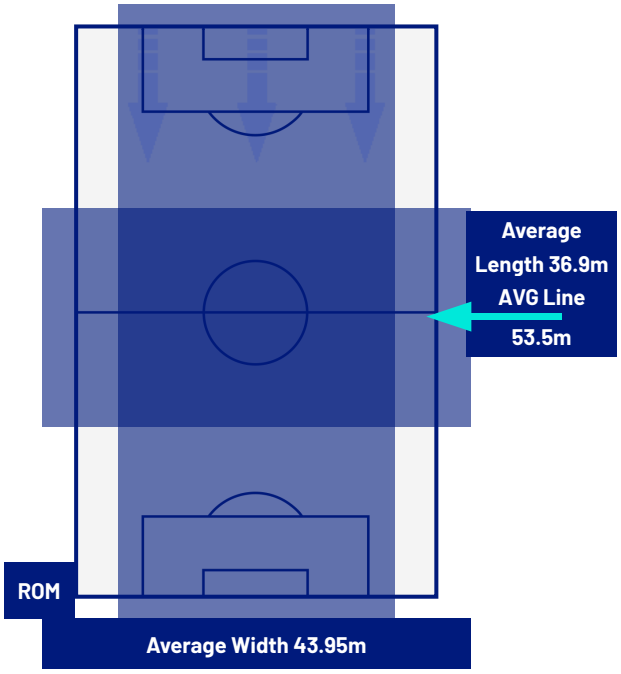

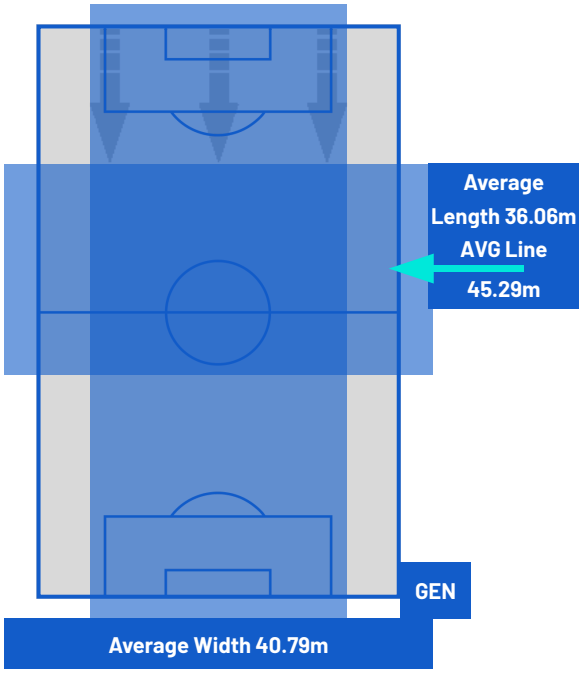

MATCH REPORT

Roma 17/10/2026 OLIMPICO 20:45

ROMA	2-0	GENOA

ATTEMPTS MAP

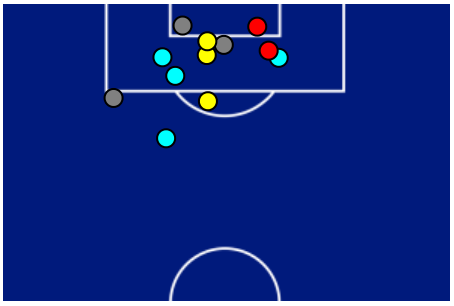

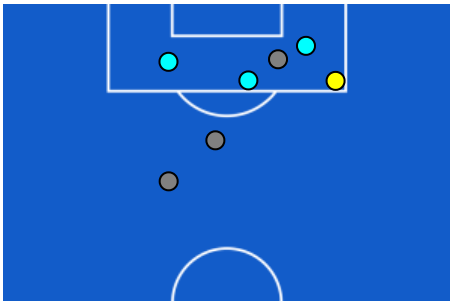

2	Goals	0
5	On target	1
2	Off target	2
4	Blocked	3

OPEN PLAY CROSSES MAP

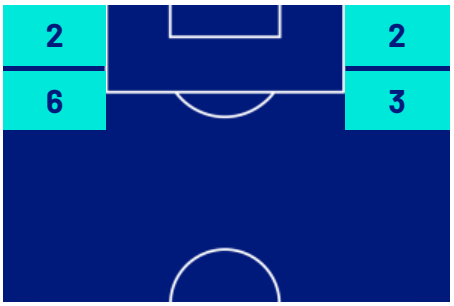



8	Crosses completed	4
18	Total crosses	18
44	Accuracy (%)	22

905	Total Balls Played	624
254	DEFENSIVE	214
424	MIDFIELD	275
227	ATTACK ZONE	135

MATCH REPORT

Roma 17/10/2026 OLIMPICO 20:45

ROMA	2-0	GENOA

KEY PLAYERS

EMANUELE LULLI	77
Position	Defender
Date of birth	17/08/2007
Nationality	ITA

STEPHAN EL SHAARAWY	92
Position	Forward
Date of birth	27/10/1992
Nationality	ITA

Jog 76% - Run 21% - Sprint 3%		Km 9.717
7.333	2.108	0.266

Mvp Stats	
Minutes Played	79
Goals	1
Scoring Chances	1
Attempts	1
Attempts on target	1 (1)
Assists	0
Balls Played	49
Passes Completed	25
Passes Completed/Attempted (%)	78
Key Passes	2
Gained Possessions	4
Fouls Suffered	1

Jog 73% - Run 26% - Sprint 1%		Km 8.318
6.046	2.163	0.087

Mvp Stats	
Minutes Played	66
Goals	0
Scoring Chances	0
Attempts	2
Attempts on target	0 (0)
Assists	0
Balls Played	36
Passes Completed	18
Passes Completed/Attempted (%)	85
Key Passes	0
Gained Possessions	4
Fouls Suffered	1

The above statistics are considered final 24 hours after the end of the match.

The disciplinary sanctions are unofficial, as they come from real-time tracking during the match. They will become official following approval by the relevant bodies.

In the case of uncertainty over the identity of a goalscorer, Lega Serie A will confirm this the day after each round of matches is completed.

The official data providers are Kama, Hawk-Eye, Math and Sport.