MATCH REPORT

Matchday 6

SERIE A CHAMPIONSHIP 2026-2027



LAZIO



MONZA

Roma 11/10/2026

OLIMPICO 15:00

MATCH REPORT

Roma 11/10/2026 OLIMPICO 15:00

LAZIO	3-1	MONZA

LINE-UPS

LAZIO		MONZA	
35	MANDAS (GK)	(GK) TÖRNQVIST	1
15	FLORIANI M.	KOUADIO	60
5	DOEKHI	LUCCHESI	3
25	PROVSTGAARD	A. CARBONI	44
17	NUNO TAVARES	BIRINDELLI	19
16	FRATTESI	FOLORUNSHO	90
21	BELAHYANE	AKINSANMIRO	14
24	TAYLOR	MANGAS	7
11	ISAKSEN	NGONGE	16
14	NOSLIN x2	VARELA	9
10	ZACCAGNI	ZEBALLOS	22



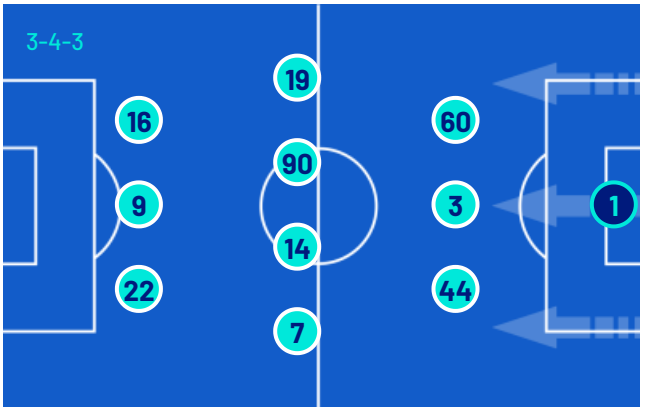

Bench		Bench	
40	MOTTA (GK)	(GK) THIAM	20
47	RENZETTI (GK)	(GK) STRAJNAR	43
2	DIOGO LEITE	GOGLICHIDZE	2
7	DELE-BASHIRU	MAYE	5
9	PINAMONTI	ANTOV	6
23	PEDRAZA	FOE-ONDOA	8
28	PRZYBOREK	CUTRONE	10
29	LAZZARI	LE. COLOMBO	21
32	CATALDI	BAKOUNE	24
37	ŠUTALO	COLPANI	28
63	SERRA	ROBINSON	46
71	FARCOMENI	DANY MOTA	47
		MOUT	80

Head Coach: GENNARO GATTUSO

Head Coach: IVAN JURIĆ

Referee: GIUSEPPE COLLU
Assistent referee: KALED BAHRI
Assistent referee: DAVIDE MORO

Fourth official: MAURIZIO MARIANI
V.A.R.: ALEANDRO DI PAOLO
A.V.A.R.: MANUEL VOLPI

MATCH REPORT

Roma 11/10/2026 OLIMPICO 15:00

LAZIO 3-1 MONZA

MATCH EVENTS



LAZIO			MONZA
3			1
NUNO TAVARES	3'		
(TIJJANI NOSLIN)	3'		
		13'	ANDREA CARBONI
GUSTAV ISAKSEN	23'		
(TIJJANI NOSLIN)	23'		
		35'	LORENZO LUCCHESI
		37'	SABA GOGLICHIDZE | CYRIL NGONGE
DANILHO DOEKHI	45+2'		
		45'	MANGA FOE ONDOA | MICHAEL FOLORUNSHO
		45'	D. MOTA | EXEQUIEL ZEBALLOS
		45'	YVAN MAYE | ANDREA CARBONI
		46'	SABA GOGLICHIDZE
		46'	(D. MOTA)
DIOGO LEITE | DANILHO DOEKHI	53'		
OLIVER PROVSTGAARD	55'		
JOSIP ŠUTALO | OLIVER PROVSTGAARD	60'		
FISAYO DELE-BASHIRU | DAVIDE FRATTESI	60'		
DIOGO LEITE	68'		
		70'	ADAM BAKOUNE | RICARDO MANGAS
ANDREA PINAMONTI | TIJJANI NOSLIN	75'		
ALFONSO PEDRAZA | NUNO TAVARES	75'		
ANDREA PINAMONTI	88'		
(ALFONSO PEDRAZA)	88'		

Yellow Card Head Coach IVAN JURIĆ

Legend:
Goals · Penalty · Yellow Card · Red Card · Double Yellow Card
Owngoal · Assist · Substitution

MATCH REPORT

Roma 11/10/2026 OLIMPICO 15:00

LAZIO	3-1	MONZA

GAME TIME

96'16''

Effective played time: 59%

56'23''

1st Half - 2nd Half
28'01'' - 28'22''

BALL POSSESSION

LAZIO MONZA

QUARTERS BALL POSSESSION

1H	0'-15'	2H	46'-60'
54.65%	45.35%	63.86%	36.14%
	16'-30'		61'-75'
77.35%	22.65%	70.48%	29.52%
	31'-47'		76'-96'
56.71%	43.29%	63.41%	36.59%

TEAM STATS

	LAZ	MON
Attempts	17	13
Attempts on target	7	7
Attempts on target from penalty box	9	10
Post	1	
Bar		
Attempts off target	6	2
Blocked Shots	4	4
Scoring Chances	1	5
Key Passes	14	9
Assists	3	1
Fouls Committed	10	9
Corners	7	6
Offsides		2
Cross Completed/Total	6/23	7/17
Dribblings	3	6
Passes Completed	539	245
Passes Completed/Attempted (%)	89	77
Passes Final Third	132	39
Balls played forward	296	81
Long Passes	52	31
Saves	6	4
Gained Possessions	40	47

MATCH REPORT

Roma 11/10/2026 OLIMPICO 15:00

LAZIO 3-1 MONZA

PLAYER STATS

LAZIO	M	GC	OG	S	AS	CL	LB	FYC	SYC	RC
35 MANDAS	97'	1		6		1	18			

	M	G	OG	A	AT	HW	SC	FS	BP	AS	KP	P	P(%)	PA	R	FYC	SYC	RC
15 FLORIANI M.	97'			1					60		2	44	91	30	5			
5 DOEKHI	55'								40			24	92	5	4	1		
25 PROVSTGAARD	62'								63			55	98	14	3	1		
17 NUNO TAVARES	77'	1		2	1				98		1	65	85	44	2			
16 FRATTESI	62'			2				2	30		1	15	75	8	3			
21 BELAHYANE	97'			1	1				76		1	61	95	26	6			
24 TAYLOR	97'			3	1			1	74			58	87	43	8			
11 ISAKSEN	97'	1		4	1	1	1		53			36	87	30	1			
14 NOSLIN	77'			1	1			2	41	2	3	29	87	23				
10 ZACCAGNI	97'			2	1			3	74		2	45	83	36	3			
2 DIOGO LEITE	42'							1	38			28	93	15		1		
7 DELE-BASHIRU	35'								16		1	12	100	9	1			
9 PINAMONTI	20'	1		1	1				9		2	4	100	4				
23 PEDRAZA	20'								14	1	1	6	75	5				
37 ŠUTALO	35'								30			23	100	4	4			

MONZA	M	GC	OG	S	AS	CL	LB	FYC	SYC	RC
1 TÖRNQVIST	97'	3		4		1	30			

	M	G	OG	A	AT	HW	SC	FS	BP	AS	KP	P	P(%)	PA	R	FYC	SYC	RC
60 KOUADIO	97'								55		1	25	78	8	8			
3 LUCCHESI	35'								23			12	92	1	2			1
44 A. CARBONI	48'								27		1	17	80	4	3	1		
19 BIRINDELLI	97'			3			1		60		1	33	73	13	4			
90 FOLORUNSHO	48'							1	30		1	20	100	13	3			
14 AKINSANMIRO	97'			1				2	34			19	76	8	5			
7 MANGAS	72'			1	1		1		37		2	20	74	11	2			
16 NGONGE	37'								13		1	8	88	5	1			
9 VARELA	97'			1				1	22			9	69	4	3			
22 ZEBALLOS	48'			1				2	15			4	57	3				
2 GOGLICHIDZE	61'	1		1	1				30			22	95		4			
5 MAYE	50'			1	1			1	14			7	100	3	1			
8 FOE-ONDOA	50'							1	19			13	92	4	4			
24 BAKOUNE	25'								5			1	50	1				
47 DANY MOTA	50'			4	4		3	2	27	1	2	5	41	3				

Legend

FYC	Yellow Card
OG	Owngoal
BP	Balls Played
SYC	Double Yellow Card
RC	Red Card
G	Goals
GC	Goal Conceded
M	Minutes Played
AS	Assists
FS	Fouls Suffered
A	Attempts
AT	Attempts on target
SC	Scoring Chances
HW	Posts
S	Saves
CL	Clearences
LB	Long Ball
P(%)	Passes Completed/Attempted (%)
KP	Key Passes
PA	Balls played forward
P	Passes Completed
R	Gained Possessions

PLAYERS RANKING

Attempts			
1	DANY MOTA	MON	4
2	ISAKSEN	LAZ	4
3	TAYLOR	LAZ	3
4	BIRINDELLI	MON	3
5	FRATTESI	LAZ	2

Attempts on target			
1	DANY MOTA	MON	4
2	PINAMONTI	LAZ	1
3	ISAKSEN	LAZ	1
4	TAYLOR	LAZ	1
5	ZACCAGNI	LAZ	1

Passes Final Third			
1	TAYLOR	LAZ	25
2	ZACCAGNI	LAZ	25
3	NUNO TAVARES	LAZ	20
4	ISAKSEN	LAZ	16
5	FLORIANI M.	LAZ	13

Scoring Chances			
1	DANY MOTA	MON	3
2	ISAKSEN	LAZ	1
3	MANGAS	MON	1
4	BIRINDELLI	MON	1

Crosses			
1	ZACCAGNI	LAZ	8
2	NUNO TAVARES	LAZ	6
3	BIRINDELLI	MON	6
4	ISAKSEN	LAZ	3
5	FLORIANI M.	LAZ	3

Passes Completed			
1	NUNO TAVARES	LAZ	65
2	BELAHYANE	LAZ	61
3	TAYLOR	LAZ	58
4	PROVSTGAARD	LAZ	55
5	ZACCAGNI	LAZ	45

Key Passes			
1	NOSLIN	LAZ	3
2	PINAMONTI	LAZ	2
3	DANY MOTA	MON	2
4	ZACCAGNI	LAZ	2
5	MANGAS	MON	2

Dribblings			
1	DANY MOTA	MON	2
2	AKINSANMIRO	MON	2
3	PEDRAZA	LAZ	1
4	ZEBALLOS	MON	1
5	VARELA	MON	1

MATCH REPORT

Roma 11/10/2026 OLIMPICO 15:00

LAZIO	3-1	MONZA

TEAM INDICATORS

57.63%	DANGEROUSITY	51.09%
DANGEROUSITY IN MANEUVER ACTIONS: 59.45%		DANGEROUSITY IN MANEUVER ACTIONS: 54.66%
DANGEROUSITY IN TRANSITION ACTIONS: 48.14%	Team dangerousity considering player's position of the own team, of the opponents and of the ball.	DANGEROUSITY IN TRANSITION ACTIONS: 42.39%
33.01km/h	BALL PACE	33.8km/h
10.73km/h	BALL CONDUCTION PACE	11.02km/h
45% / 55%	CONDUCTION VS PASSES TIME	49% / 51%

RECORDMEN

PASS GAIN

Number of players overtaken by a vertical pass (only successful passes are considered).
It shows how much a player tends to overcome the opponent's pressure lines.

1	10	MATTIA ZACCAGNI	3.56	1	24	ADAM BAKOUNE	4.5
2	35	CHRISTOS MANDAS	3	2	1	NOEL TÖRNQVIST	3.89
3	17	NUNO TAVARES	2.88	3	3	LORENZO LUCCHESI	3.75
4	23	ALFONSO PEDRAZA	2.75	4	14	EBENEZER AKINSANMIRO	3.46
5	25	OLIVER PROVSTGAARD	2.67	5	90	MICHAEL FOLORUNSHO	3.31

PASS RISK

Measures the player's propensity to risk the pass (only successful passes are considered).

1	9	ANDREA PINAMONTI	52.33%	1	26	CYRIL NGONGE	36.83%
2	10	MATTIA ZACCAGNI	32.24%	2	7	RICARDO MANGAS	35.8%
3	35	CHRISTOS MANDAS	29.43%	3	9	GUSTAVO VARELA	35.6%
4	17	NUNO TAVARES	27.92%	4	5	YVAN MAYE	30.63%
5	25	OLIVER PROVSTGAARD	26.15%	5	1	NOEL TÖRNQVIST	29.36%

RECEIVED PRESSURE

How much the player with the ball is pressed by the opposite team.
It depends on the speed, running direction and distance from the opponent who is at a shorter distance.

1	9	ANDREA PINAMONTI	76.07%	1	47	D. MOTA	76.24%
2	14	TIJJANI NOSLIN	75.74%	2	9	GUSTAVO VARELA	75.93%
3	16	DAVIDE FRATTESI	69.03%	3	22	EXEQUIEL ZEBALLOS	69.27%
4	24	KENNETH TAYLOR	65.64%	4	8	MANGA FOE ONDOA	66.62%
5	7	FISAYO DELE-BASHIRU	60.25%	5	14	EBENEZER AKINSANMIRO	62.83%

PASS AVAILABILITY

Ability of a player to get away from opponents to receive the ball.
It is computed for all the teammates of the player in possession.

1	37	JOSIP ŠUTALO	89.37%	1	3	LORENZO LUCCHESI	84.62%
2	23	ALFONSO PEDRAZA	85.87%	2	7	RICARDO MANGAS	80.17%
3	2	DIOGO LEITE	83.47%	3	5	YVAN MAYE	77.7%
4	17	NUNO TAVARES	83.04%	4	2	SABA GOGLICHIDZE	75.96%
5	25	OLIVER PROVSTGAARD	82.83%	5	19	SAMUELE BIRINDELLI	75.43%

MATCH REPORT

Roma 11/10/2026 OLIMPICO 15:00

LAZIO 3-1 MONZA

PLAYERS RANKING (ATHLETICS PERFORMANCE)

Jog - Run - Sprint (km)				
1	GUSTAV TANG ISAKSEN			Total 12.276
	9.471	2.393	0.379	
2	KENNETH INA DOROTHEA TAYLOR			Total 12.057
	9.717	2.218	0.081	
3	ROMANO FLORIANI MUSSOLINI			Total 11.688
	9.245	2.145	0.277	
4	REDA BELAHYANE			Total 11.018
	8.950	1.910	0.109	
5	MATTIA ZACCAGNI			Total 9.924
	7.766	1.848	0.220	

Jog - Run - Sprint (km)				
1	GUSTAVO MIGUEL PEREIRA DE SOUSA VARELA			Total 11.419
	8.841	2.191	0.323	
2	SAMUELE BIRINDELLI			Total 11.272
	8.624	2.363	0.208	
3	EBENEZER AJODUN AKINSANMIRO			Total 10.578
	8.442	1.805	0.249	
4	NDA KONAN BIENVENU ANGE EDDY KOUADIO			Total 10.450
	8.455	1.594	0.316	
5	RICARDO LUIS CHABY MANGAS			Total 9.049
	6.383	2.284	0.333	

AVG Speed km/h (run)			
1	PINAMONTI	LAZ	19.682
2	PEDRAZA	LAZ	19.651
3	NUNO TAVARES	LAZ	19.624
4	ISAKSEN	LAZ	19.616
5	FRATTESI	LAZ	19.614

AVG Speed km/h (run)			
1	MANGAS	MON	19.701
2	KOUADIO	MON	19.681
3	NGONGE	MON	19.645
4	LUCCHESI	MON	19.643
5	A. CARBONI	MON	19.638

AVG Speed km/h (sprint)			
1	DELE-BASHIRU	LAZ	29.821
2	PINAMONTI	LAZ	28.258
3	FLORIANI M.	LAZ	28.217
4	NUNO TAVARES	LAZ	28.114
5	DOEKHI	LAZ	27.775

AVG Speed km/h (sprint)			
1	GOGLICHIDZE	MON	29.349
2	FOLORUNSHO	MON	28.282
3	BAKOUNE	MON	27.951
4	KOUADIO	MON	27.901
5	BIRINDELLI	MON	27.761

TEAM STATS (ATHLETICS PERFORMANCE)

Distance Covered (km)	121.127

Distance Covered (km)	111.887

Jog - Run - Sprint (km)		
96.051	21.902	2.555

Jog - Run - Sprint (km)		
87.497	20.816	2.720

Fitness data displayed in the report are the ones collected in real time and could be different to the post-processed ones, delivered to the coaching staff

Walk + Jog:	0-15 km/h	Run:	15.1-24.9 km/h	Sprint:	25+ km/h	Walk + Jog + Run + Sprint:	Distance covered

TOP Sprinter:	Top five players per team

MATCH REPORT

Roma 11/10/2026 OLIMPICO 15:00

LAZIO	3-1	MONZA

PLAYERS AVERAGE POSITIONS

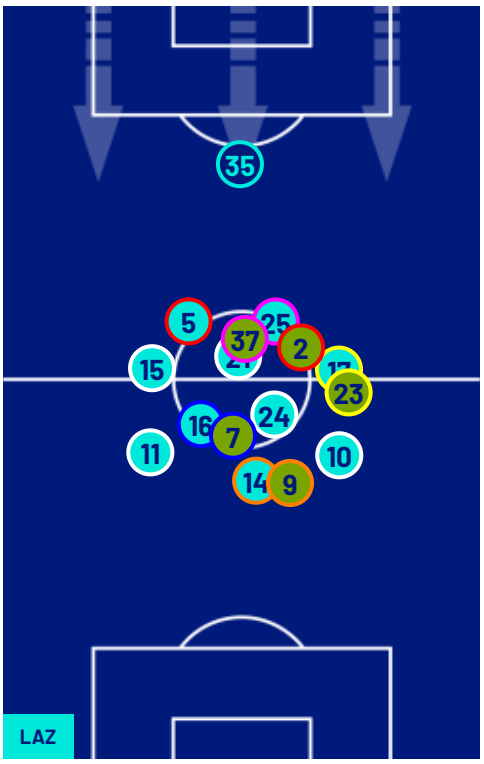

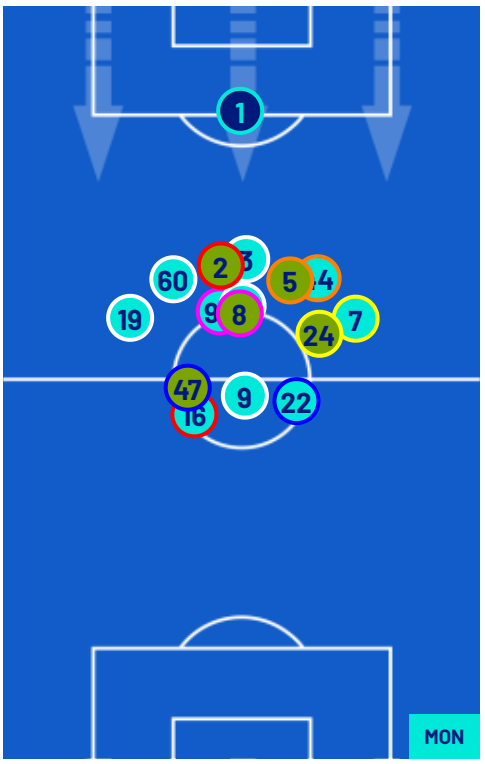

Legend:

1st Substitution	Player In	Player Out			
2nd Substitution	Player In	Player Out	Player In Substitution Of		
3rd Substitution	Player In	Player Out	Player In Substitution Of		
4th Substitution	Player In	Player Out	Player In Substitution Of		
5th Substitution	Player In	Player Out	Player In Substitution Of		

MATCH REPORT

Roma 11/10/2026 OLIMPICO 15:00

LAZIO	3-1	MONZA

TEAM'S DEFENSE POSITION 1ST HALF

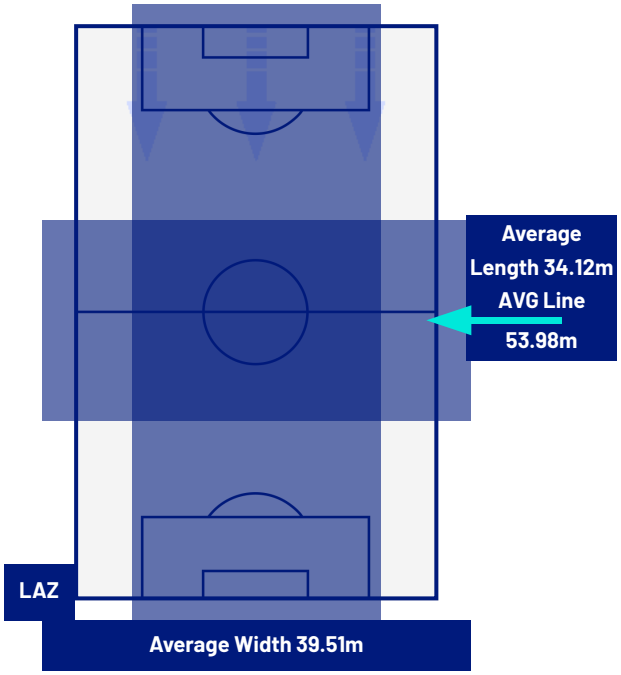

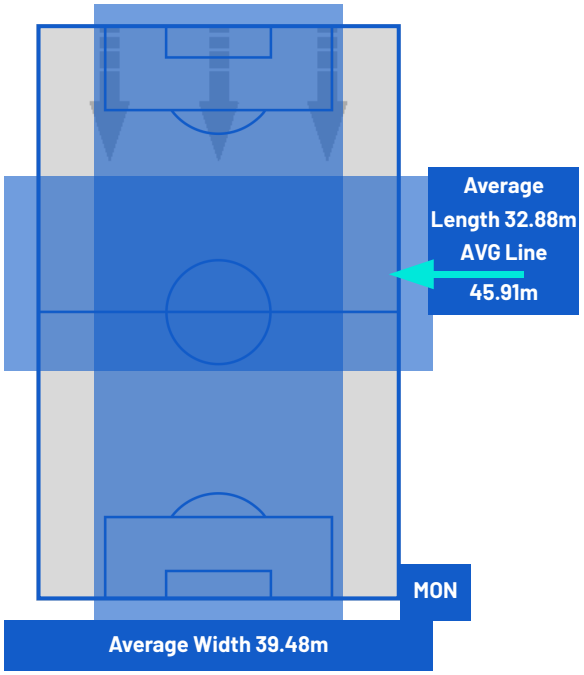

TEAM'S DEFENSE POSITION 2ND HALF

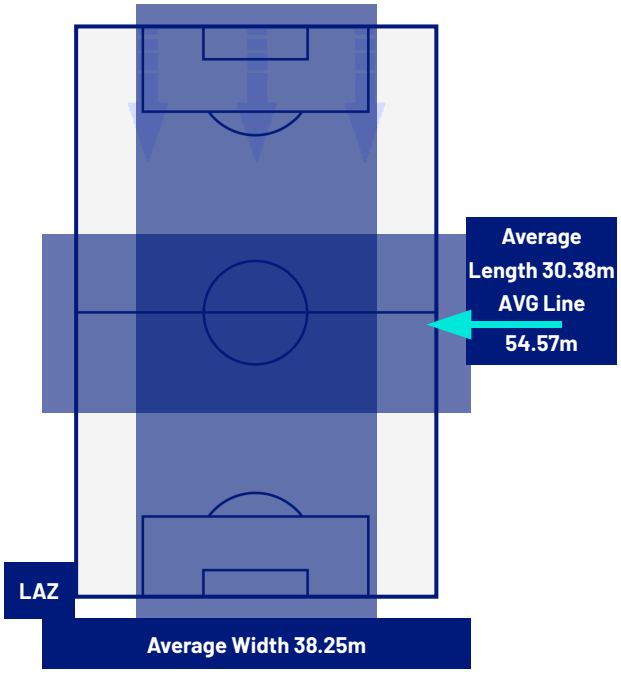

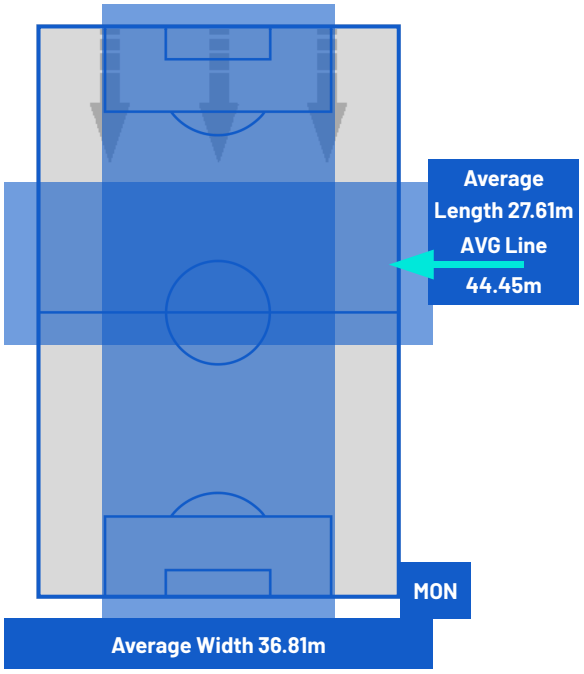

MATCH REPORT

Roma 11/10/2026 OLIMPICO 15:00

LAZIO	3-1	MONZA

ATTEMPTS MAP

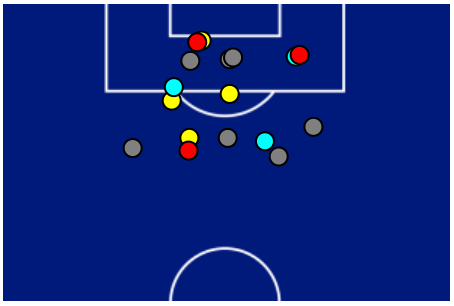

3	Goals	1
7	On target	7
6	Off target	2
4	Blocked	4

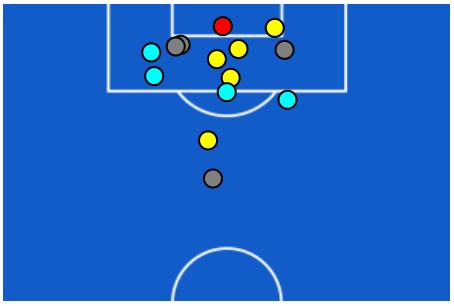

OPEN PLAY CROSSES MAP

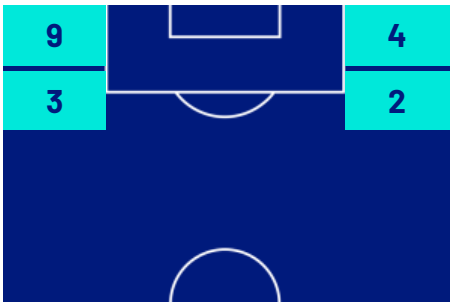

6	Crosses completed	7
23	Total crosses	17
26	Accuracy (%)	41



749	Total Balls Played	475
246	DEFENSIVE	247
320	MIDFIELD	146
183	ATTACK ZONE	82

MATCH REPORT

Roma 11/10/2026 OLIMPICO 15:00

LAZIO	3-1	MONZA

KEY PLAYERS

TIJJANI NOSLIN	14
Position	Forward
Date of birth	07/07/1999
Nationality	NED

Jog 78% - Run 20% - Sprint 2%		Km 8.478
6.528	1.743	0.141

Mvp Stats	
Minutes Played	77
Goals	0
Scoring Chances	0
Attempts	1
Attempts on target	1 (0)
Assists	2
Balls Played	41
Passes Completed	29
Passes Completed/Attempted (%)	87
Key Passes	3
Gained Possessions	0
Fouls Suffered	2

DANY MOTA	47
Position	Forward
Date of birth	02/05/1998
Nationality	POR

Jog 78% - Run 18% - Sprint 4%		Km 5.788
4.458	1.080	0.203

Mvp Stats	
Minutes Played	50
Goals	0
Scoring Chances	3
Attempts	4
Attempts on target	4 (0)
Assists	1
Balls Played	27
Passes Completed	5
Passes Completed/Attempted (%)	41
Key Passes	2
Gained Possessions	0
Fouls Suffered	2

The above statistics are considered final 24 hours after the end of the match.

The disciplinary sanctions are unofficial, as they come from real-time tracking during the match. They will become official following approval by the relevant bodies.

In the case of uncertainty over the identity of a goalscorer, Lega Serie A will confirm this the day after each round of matches is completed.

The official data providers are Kama, Hawk-Eye, Math and Sport.