

MATCH REPORT



Matchday 28
SERIE A CHAMPIONSHIP 2025-2026



GENOA



ROMA

Genova 08/03/2026
LUIGI FERRARIS 18:00

Genova 08/03/2026 LUIGI FERRARIS 18:00



GENOA

2-1

ROMA



LINE-UPS

GENOA

16	BIJLOW (GK)	
27	MARCANDALLI	
5	ØSTIGÅRD	
22	VÁSQUEZ	
20	SABELLI	
32	FRENDRUP	
73	MASINI	
77	ELLERTSSON	
10	MESSIAS	
18	EKUBAN	
21	EKHATOR	



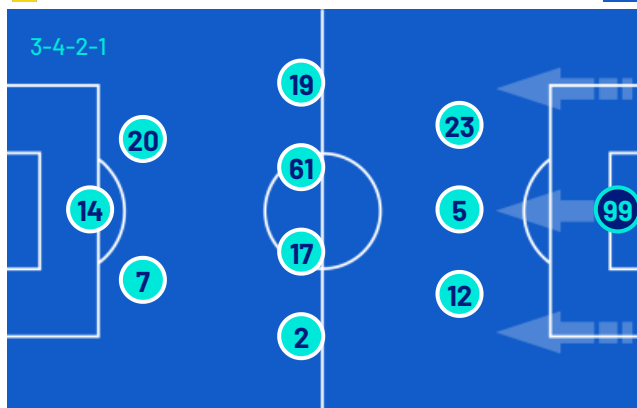
Bench

1	LEALI (GK)	
39	SOMMARIVA (GK)	
3	MARTÍN	
4	AMORIM	
9	VITINHA	
13	ZÄTTERSTRÖM	
14	ONANA	
15	NORTON-CUFFY	
17	MALINOVSKYI	
29	COLOMBO	
34	OTOA	
70	CORNET	
76	GECAJ	

Head Coach: **DANIELE DE ROSSI**

ROMA

	(GK) SVILAR	99
	MANCINI	23
	NDICKA	5
	TSIMIKAS	12
	ÇELIK	19
	PISILLI	61
	M. KONÉ	17
	RENSCH	2
	VENTURINO	20
	LO. PELLEGRINI	7
	MALEN	14



Bench

	(GK) DE MARZI	70
	(GK) GOLLINI	95
	ANGELIÑO	3
	CRISTANTE	4
	EL AYNAOUI	8
	ZIÓŁKOWSKI	24
	VAZ	78
	GHILARDI	87
	EL SHAARAWY	92
	ZARAGOZA	97

Head Coach: **GIAN PIERO GASPERINI**

Referee: **ANDREA COLOMBO**
 Assistant referee: **MARCELLO ROSSI**
 Assistant referee: **VALERIO VECCHI**

Fourth official: **KEVIN BONACINA**
 V.A.R.: **PAOLO MAZZOLENI**
 A.V.A.R.: **GIANLUCA MANGANIELLO**

Genova 08/03/2026 LUIGI FERRARIS 18:00



GENOA

2-1

ROMA



MATCH EVENTS



GENOA	ROMA
-------	------

2

1

		12'	EVAN NDICKA
PATRIZIO MASINI	16'	40'	DONYELL MALEN
		46'	BRYAN CRISTANTE LORENZO VENTURINO
JUNIOR MESSIAS	52'	55'	EVAN NDICKA
		56'	NEIL EL AYNAOUI LORENZO PELLEGRINI
RUSLAN MALINOVSKYI JUNIOR MESSIAS	64'		
LORENZO COLOMBO JEFF EKHATOR	64'	70'	DANIELE GHILARDI DEVYNE RENSCH
VITINHA CALEB EKUBAN	75'		
AARÓN MARTÍN MIKAEL ELLERTSSON	79'		
VITINHA	80'		
(PATRIZIO MASINI)	80'	84'	ROBINIO VAZ ZEKI ÇELIK
		84'	JAN ZIÓŁKOWSKI GIANLUCA MANCINI
		89'	BRYAN CRISTANTE

Legend:

- Goals
- Penalty
- Yellow Card
- Red Card
- Double Yellow Card
- Owngoal
- Assist
- Substitution



Matchday 28
SERIE A CHAMPIONSHIP 2025-2026

MATCH REPORT

Genova 08/03/2026 LUIGI FERRARIS 18:00



GENOA

2-1

ROMA



GAME TIME



Effective
played time:
47%

1st Half - 2nd Half
24'17" - 21'32"

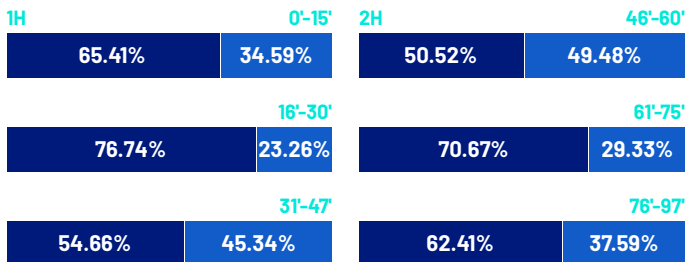


BALL POSSESSION

GENOA

ROMA

QUARTERS BALL POSSESSION



TEAM STATS

	GEN	ROM
Attempts	11	7
Attempts on target	5	1
Attempts on target from penalty box	8	6
Post		
Bar		
Attempts off target	4	2
Blocked Shots	1	4
Scoring Chances	2	
Key Passes	7	4
Assists	1	
Fouls Committed	11	17
Corners	4	6
Offsides	1	5
Cross Completed/Total	9/23	9/30
Dribbling	6	7
Passes Completed	167	388
Passes Completed/Attempted (%)	64	80
Passes Final Third	43	78
Balls played forward	81	171
Long Passes	27	35
Saves		3
Gained Possessions	63	55

Genova 08/03/2026 LUIGI FERRARIS 18:00



GENOA

2-1

ROMA



PLAYER STATS

GENOA		M	GC	OG	S	AS	CL	LB	FYC	SYC	RC																				
16	BIJLOW	98'	1				1	26				M	G	OG	A	AT	HW	SC	FS	BP	AS	KP	P	P(%)	PA	R	FYC	SYC	RC		
27	MARCANDALLI	98'							38			15	68	6	8																
5	ØSTIGÅRD	98'							1	69		23	82	5	17																
22	VÁSQUEZ	98'							1	50		1	21	65	6	7															
20	SABELLI	98'							3	48		24	77	13	7																
32	FRENDRUP	98'							36			16	80	7	4																
73	MASINI	98'			1				2	46	1	1	14	58	7	6	1														
77	ELLERTSSON	81'			1				3	26		1	10	71	5	1															
10	MESSIAS	66'	1		3	2			1	31		1	7	43	6	4															
18	EKUBAN	77'			2			1	1	18		6	75	6	2																
21	EKHATOR	66'							2	24		1	7	63	7	1															
3	MARTÍN	17'							6			1	2	50	2																
9	VITINHA	21'	1		1	1			1	7		1	1	50	1	2															
17	MALINOVSKYI	32'			1	1		1		19		5	41	5	1																
29	COLOMBO	32'			2	1			1	12		6	85	5	2																

ROMA		M	GC	OG	S	AS	CL	LB	FYC	SYC	RC																						
99	SVILAR	98'	2		3		2	24				M	G	OG	A	AT	HW	SC	FS	BP	AS	KP	P	P(%)	PA	R	FYC	SYC	RC				
23	MANCINI	86'			1				1	63		1	30	73	11	3																	
5	NDICKA	98'	1		1	1			2	77		44	89	10	6	1																	
12	TSIMIKAS	98'							75			1	51	85	28	8																	
19	ÇELIK	86'							57			42	93	18	4																		
61	PISILLI	98'							1	75		47	81	21	8																		
17	M. KONÉ	98'			1			1	71			40	80	23	9																		
2	RENSCH	72'			1				3	55		38	92	18	5																		
20	VENTURINO	48'							16			11	78	7																			
7	LO. PELLEGRINI	58'						1	27			1	7	58	4																		
14	MALEN	98'			2				1	18		8	80	7	1	1																	
4	CRISTANTE	51'			1				43			15	57	8	3	1																	
8	EL AYNAOUI	40'							27			9	60	8	4																		
24	ZIÓŁKOWSKI	12'							12			1	8	100	3	1																	
78	VAZ	12'																															
87	GHILARDI	27'							18			11	84	4	2																		

Legend

FYC	Yellow Card
OG	Owngoal
BP	Balls Played
SYC	Double Yellow Card
RC	Red Card
G	Goals
GC	Goal Conceded
M	Minutes Played
AS	Assists
FS	Fouls Suffered
A	Attempts
AT	Attempts on target
SC	Scoring Chances
HW	Hit Woodwork
S	Saves
CL	Clearences
LB	Long Ball
P(%)	Passes Completed/Attempted (%)
KP	Key Passes
PA	Balls played forward
P	Passes Completed
R	Gained Possessions

PLAYERS RANKING

Attempts		Attempts on target		Passes Final Third		Scoring Chances	
1	MESSIAS GEN 3	1	MESSIAS GEN 2	1	TSIMIKAS ROM 18	1	EKUBAN GEN 1
2	EKUBAN GEN 2	2	NDICKA ROM 1	2	RENSCH ROM 9	2	MALINOVSKYI GEN 1
3	MALEN ROM 2	3	COLOMBO GEN 1	3	M. KONÉ ROM 8		
4	COLOMBO GEN 2	4	MALINOVSKYI GEN 1	4	SABELLI GEN 8		
5	CRISTANTE ROM 1	5	VITINHA GEN 1	5	ÇELIK ROM 8		

Crosses		Passes Completed		Key Passes		Dribbling	
1	TSIMIKAS ROM 7	1	TSIMIKAS ROM 51	1	MARTÍN GEN 1	1	ELLERTSSON GEN 3
2	ØSTIGÅRD GEN 6	2	PISILLI ROM 47	2	MANCINI ROM 1	2	CRISTANTE ROM 2
3	LO. PELLEGRINI ROM 6	3	NDICKA ROM 44	3	ZIÓŁKOWSKI ROM 1	3	MALEN ROM 2
4	SABELLI GEN 5	4	ÇELIK ROM 42	4	EKHATOR GEN 1	4	EKUBAN GEN 1
5	MANCINI ROM 3	5	M. KONÉ ROM 40	5	VÁSQUEZ GEN 1	5	EKHATOR GEN 1

Genova 08/03/2026 LUIGI FERRARIS 18:00



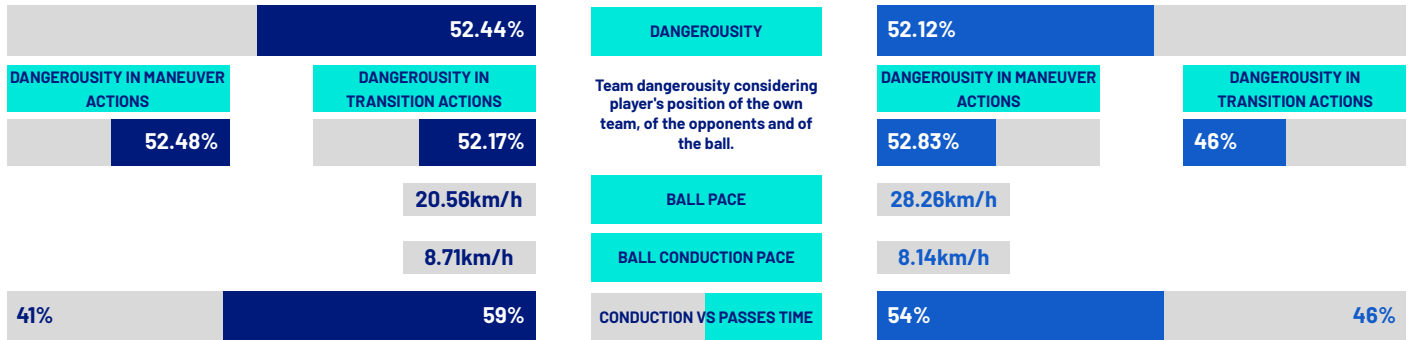
GENOA

2-1

ROMA



TEAM INDICATORS



RECORDMEN

PASS GAIN

Number of players overtaken by a vertical pass (only successful passes are considered).

It shows how much a player tends to overcome the opponent's pressure lines.

1	16	JUSTIN BIJLOW	5.5	1	99	MILE SVILAR	3.31
2	20	STEFANO SABELLI	3.93	2	23	GIANLUCA MANCINI	3.22
3	18	CALEB EKUBAN	3.71	3	7	LORENZO PELLEGRINI	3.18
4	27	ALESSANDRO MARCANDALLI	3.45	4	20	LORENZO VENTURINO	3.14
5	21	JEFF EKHATOR	3.3	5	12	KONSTANTINOS TSIMIKAS	2.96

PASS RISK

Measures the player's propensity to risk the pass (only successful passes are considered).

1	16	JUSTIN BIJLOW	71.6%	1	99	MILE SVILAR	36.14%
2	27	ALESSANDRO MARCANDALLI	52.17%	2	2	DEVYNE RENSCH	26.5%
3	5	LEO ØSTIGÅRD	51.4%	3	7	LORENZO PELLEGRINI	25%
4	20	STEFANO SABELLI	42.54%	4	14	DONYELL MALEN	20.67%
5	10	JUNIOR MESSIAS	30.77%	5	17	MANU KONÉ	19.4%

RECEIVED PRESSURE

How much the player with the ball is pressed by the opposite team.

It depends on the speed, running direction and distance from the opponent who is at a shorter distance.

1	29	LORENZO COLOMBO	73.85%	1	78	ROBINIO VAZ	78.16%
2	73	PATRIZIO MASINI	69.98%	2	14	DONYELL MALEN	72.29%
3	9	VITINHA	66.7%	3	4	BRYAN CRISTANTE	69.66%
4	18	CALEB EKUBAN	63.14%	4	20	LORENZO VENTURINO	61.39%
5	17	RUSLAN MALINOVSKYI	62.94%	5	17	MANU KONÉ	58.83%

PASS AVAILABILITY

Ability of a player to get away from opponents to receive the ball.

It is computed for all the teammates of the player in possession.

1	22	JOHAN VÁSQUEZ	77.6%	1	24	JAN ZIÓŁKOWSKI	85.63%
2	20	STEFANO SABELLI	75.18%	2	2	DEVYNE RENSCH	80.65%
3	32	MORTEN FRENDRUP	70.72%	3	87	DANIELE GHILARDI	79.44%
4	27	ALESSANDRO MARCANDALLI	70.03%	4	12	KONSTANTINOS TSIMIKAS	78.51%
5	5	LEO ØSTIGÅRD	64.53%	5	23	GIANLUCA MANCINI	77.69%

Genova 08/03/2026 LUIGI FERRARIS 18:00



GENOA

2-1

ROMA



PLAYERS RANKING (ATHLETICS PERFORMANCE)

Jog - Run - Sprint (km)			
1	PATRIZIO MASINI	Total 11.700	
		8.754	2.693 0.219
2	MORTEN WETCHE FRENDRUP	Total 11.677	
		8.545	2.992 0.104
3	JOHAN FELIPE VASQUEZ IBARRA	Total 10.614	
		8.431	2.049 0.055
4	STEFANO SABELLI	Total 9.879	
		7.788	1.865 0.144
5	ALESSANDRO MARCANDALLI	Total 9.867	
		7.556	2.038 0.183

Jog - Run - Sprint (km)			
1	NICCOLÒ PISILLI	Total 11.324	
		8.825	2.267 0.193
2	KOUADIO EMMANUEL BORIS KONE	Total 10.096	
		7.761	2.177 0.099
3	KONSTANTINOS TSIMIKAS	Total 9.658	
		7.638	1.788 0.142
4	OBITE EVAN NDICKA	Total 9.270	
		8.196	0.934 0.055
5	GIANLUCA MANCINI	Total 9.053	
		7.285	1.569 0.142

AVG Speed km/h (run)			
1	EKUBAN	GEN	19.610
2	COLOMBO	GEN	19.591
3	VITINHA	GEN	19.589
4	MARTIN	GEN	19.547
5	MASINI	GEN	19.527

AVG Speed km/h (run)			
1	TSIMIKAS	ROM	19.619
2	MANCINI	ROM	19.602
3	MALEN	ROM	19.595
4	SVILAR	ROM	19.594
5	LO. PELLEGRINI	ROM	19.593

AVG Speed km/h (sprint)			
1	EKHATOR	GEN	28.202
2	VITINHA	GEN	28.026
3	SABELLI	GEN	27.735
4	MARCANDALLI	GEN	27.598
5	ELLERTSSON	GEN	27.466

AVG Speed km/h (sprint)			
1	GHILARDI	ROM	29.340
2	EL. AYNAOUI	ROM	27.872
3	VAZ	ROM	27.860
4	M. KONÉ	ROM	27.796
5	ÇELIK	ROM	27.672

TEAM STATS (ATHLETICS PERFORMANCE)

Distance Covered (km) 110.991

Distance Covered (km) 107.273

Jog - Run - Sprint (km)		
87.446	20.844	1.869

Jog - Run - Sprint (km)		
85.626	18.989	1.742

Fitness data displayed in the report are the ones collected in real time and could be different to the post-processed ones, delivered to the coaching staff

Jog:	0-7 km/h	Run:	7.1-15 km/h	Sprint:	15.1+ km/h	Jog + Run + Sprint:	Distance covered
TOP Sprinter:	Top four players per team						

Genova 08/03/2026 LUIGI FERRARIS 18:00



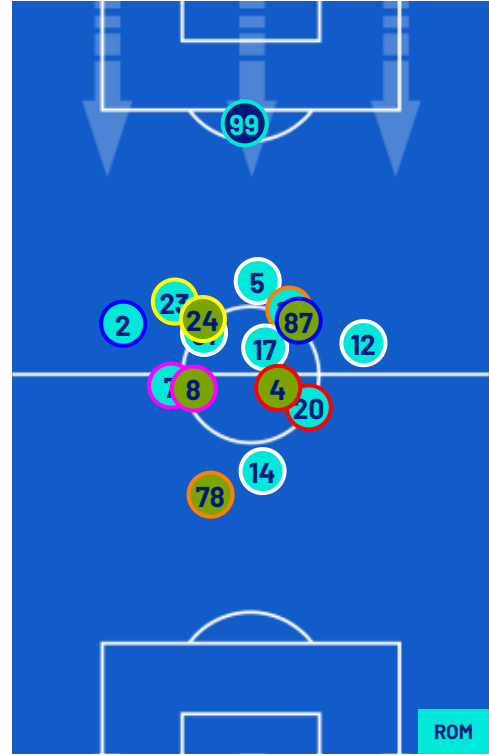
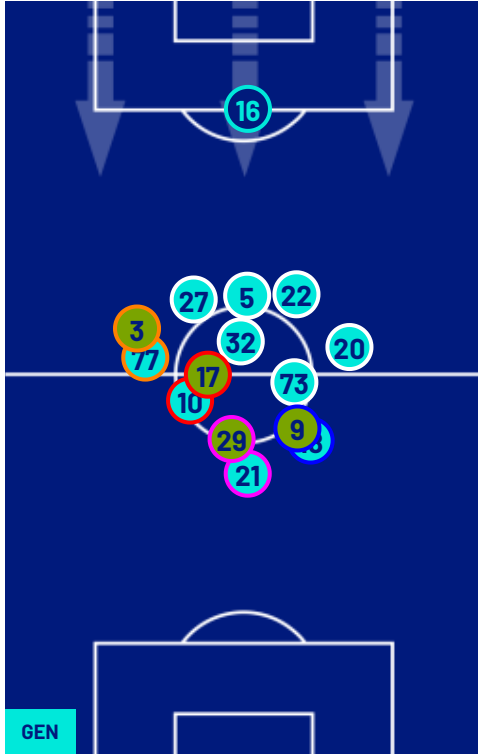
GENOA

2-1

ROMA



PLAYERS AVERAGE POSITIONS



- Legend:
- | | | | | |
|------------------|-------------|--------------|-----------------------------|---|
| 1st Substitution | ● Player In | ○ Player Out | ■ Player In Substitution Of | ● |
| 2nd Substitution | ● Player In | ○ Player Out | ■ Player In Substitution Of | ● |
| 3rd Substitution | ● Player In | ○ Player Out | ■ Player In Substitution Of | ● |
| 4th Substitution | ● Player In | ○ Player Out | ■ Player In Substitution Of | ● |
| 5th Substitution | ● Player In | ○ Player Out | ■ Player In Substitution Of | ● |

Genova 08/03/2026 LUIGI FERRARIS 18:00



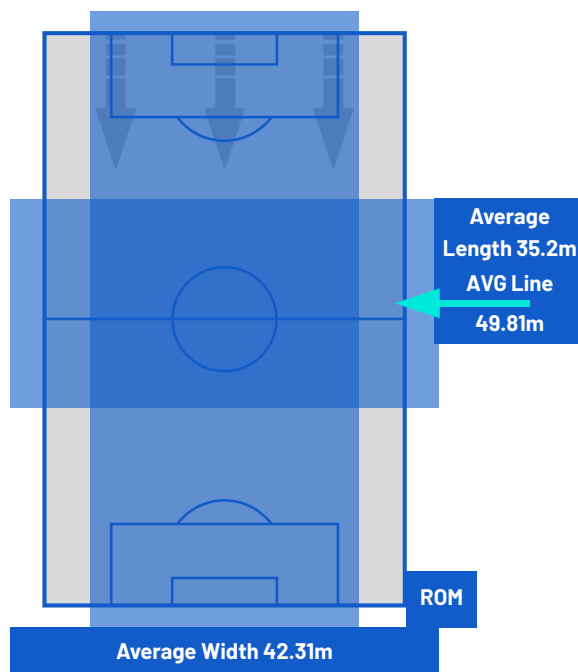
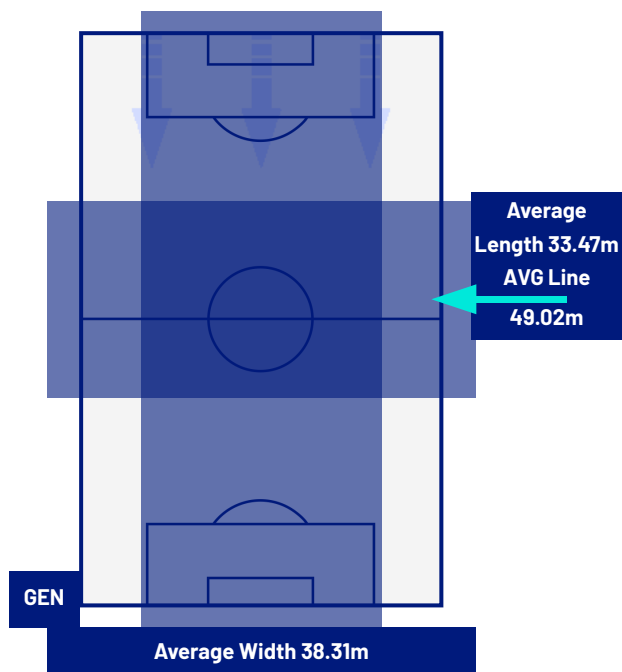
GENOA

2-1

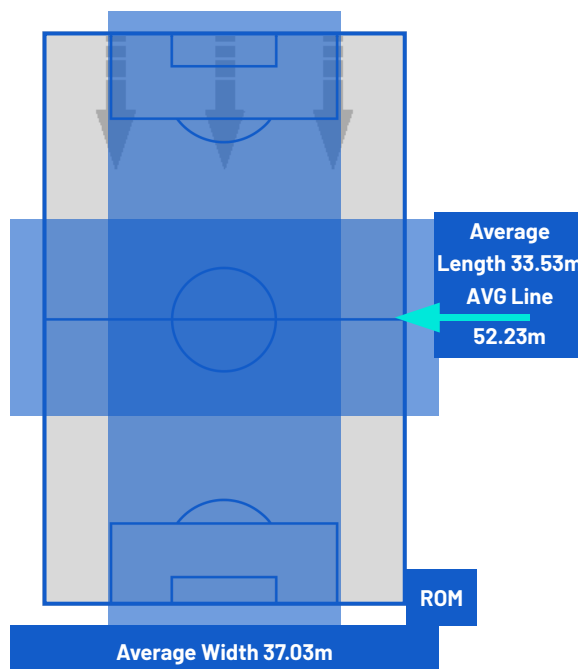
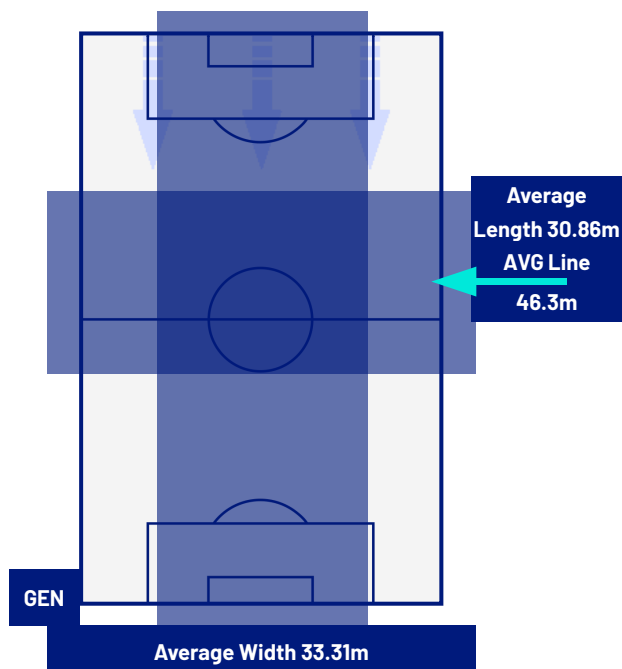
ROMA



TEAM'S DEFENSE POSITION 1ST HALF



TEAM'S DEFENSE POSITION 2ND HALF



Genova 08/03/2026 LUIGI FERRARIS 18:00



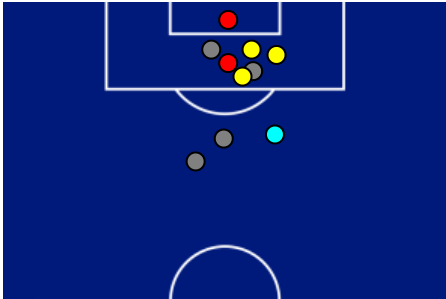
GENOA

2-1

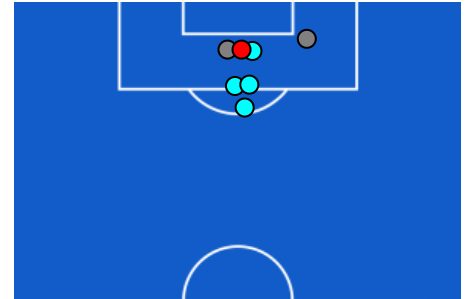
ROMA



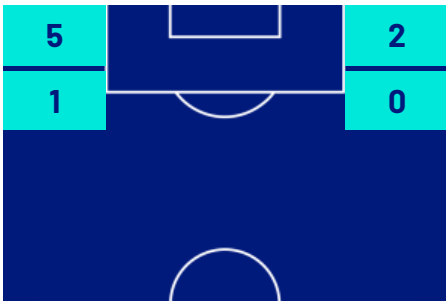
ATTEMPTS MAP



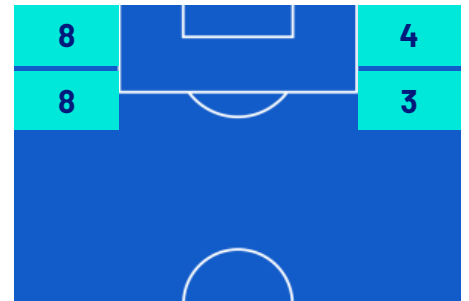
2	Goals	1
5	On target	1
4	Off target	2
1	Blocked	4



OPEN PLAY CROSSES MAP



9	Crosses completed	9
23	Total crosses	30
39	Accuracy (%)	30



558	Total Balls Played	775
171	DEFENSIVE	256
240	MIDFIELD	325
147	ATTACK ZONE	194

Genova 08/03/2026 LUIGI FERRARIS 18:00



GENOA

2-1

ROMA



KEY PLAYERS

 WALTER MESSIAS JUNIOR	10
Position	Forward
Date of birth	13/05/1991
Nationality	BRA

 OBITE EVAN NDICKA	5
Position	Defender
Date of birth	20/08/1999
Nationality	CIV

Jog 79% - Run 19% - Sprint 2%			Km 7.151
5.616	1.372	0.123	

Jog 89% - Run 10% - Sprint 1%			Km 9.270
8.196	0.934	0.055	

Mvp Stats	
Minutes Played	66
Goals	1
Scoring Chances	0
Attempts	3
Attempts on target	2 (1)
Assists	0
Balls Played	31
Passes Completed	7
Passes Completed/Attempted (%)	43
Key Passes	1
Gained Possessions	4
Fouls Suffered	1

Mvp Stats	
Minutes Played	98
Goals	1
Scoring Chances	0
Attempts	1
Attempts on target	1 (1)
Assists	0
Balls Played	77
Passes Completed	44
Passes Completed/Attempted (%)	89
Key Passes	0
Gained Possessions	6
Fouls Suffered	2

The above statistics are considered final 24 hours after the end of the match.

The disciplinary sanctions are unofficial, as they come from real-time tracking during the match. They will become official following approval by the relevant bodies.

In the case of uncertainty over the identity of a goalscorer, Lega Serie A will confirm this the day after each round of matches is completed.

The official data providers are Kama, Hawk-Eye, Math and Sport.