

MATCH REPORT



Semi-finals 1st leg
COPPA ITALIA FRECCIAROSSA 2025-2026



COMO



INTER

Como 03/03/2026
GIUSEPPE SINIGAGLIA 21:00



COMO

0-0

INTER



LINE-UPS

COMO

| | |
|----|---------------|
| 1 | BUTEZ (GK) |
| 28 | SMOLČIĆ |
| 14 | RAMÓN |
| 34 | DIEGO CARLOS |
| 3 | ÁLEX VALLE |
| 33 | DA CUNHA |
| 8 | SERGI ROBERTO |
| 23 | PERRONE |
| 31 | VOJVODA |
| 10 | NICO PAZ |
| 6 | CAQUERET |



Bench

| | |
|----|-----------------|
| 21 | TÖRNQVIST (GK) |
| 22 | VIGORITO (GK) |
| 44 | ČAVLINA (GK) |
| 5 | GOLDANIGA |
| 7 | MORATA |
| 11 | DOUVIKAS |
| 15 | LAHDO |
| 17 | JESÚS RODRÍGUEZ |
| 18 | ALBERTO MORENO |
| 19 | KÜHN |
| 20 | BATURINA |
| 38 | DIAO |
| 77 | VAN DER BREMPT |

Head Coach: FRANCESC FÀBREGAS SOLER

Referee: MARCO DI BELLO
Assistant referee: GIORGIO PERETTI
Assistant referee: VALERIO COLAROSSO

INTER

| | |
|---------|----------------|
| (GK) 13 | J. MARTÍNEZ |
| 31 | BISSECK |
| 15 | ACERBI |
| 95 | BASTONI |
| 36 | DARMIAN |
| 16 | FRATTESI |
| 20 | ÇALHANOĞLU |
| 8 | SUČIĆ |
| 30 | CARLOS AUGUSTO |
| 17 | DIOUF |
| 94 | P. ESPOSITO |



Bench

| | |
|----|-----------------|
| 1 | (GK) SOMMER |
| 12 | (GK) DI GENNARO |
| 2 | DUMFRIES |
| 6 | DE VRIJ |
| 7 | ZIELIŃSKI |
| 9 | M. THURAM |
| 11 | LUIS HENRIQUE |
| 22 | MKHITARYAN |
| 23 | BARELLA |
| 25 | AKANJI |
| 32 | DIMARCO |
| 53 | LAVELLI |

Head Coach: CRISTIAN EUGEN CHIVU

Fourth official: LUCA ZUFFERLI
V.A.R.: PAOLO MAZZOLENI
A.V.A.R.: FABIO MARESCA



Semi-finals 1st leg
COPPA ITALIA FRECCIAROSSA 2025-2026

MATCH REPORT

FRECCIAROSSA

Como 03/03/2026 GIUSEPPE SINIGAGLIA 21:00



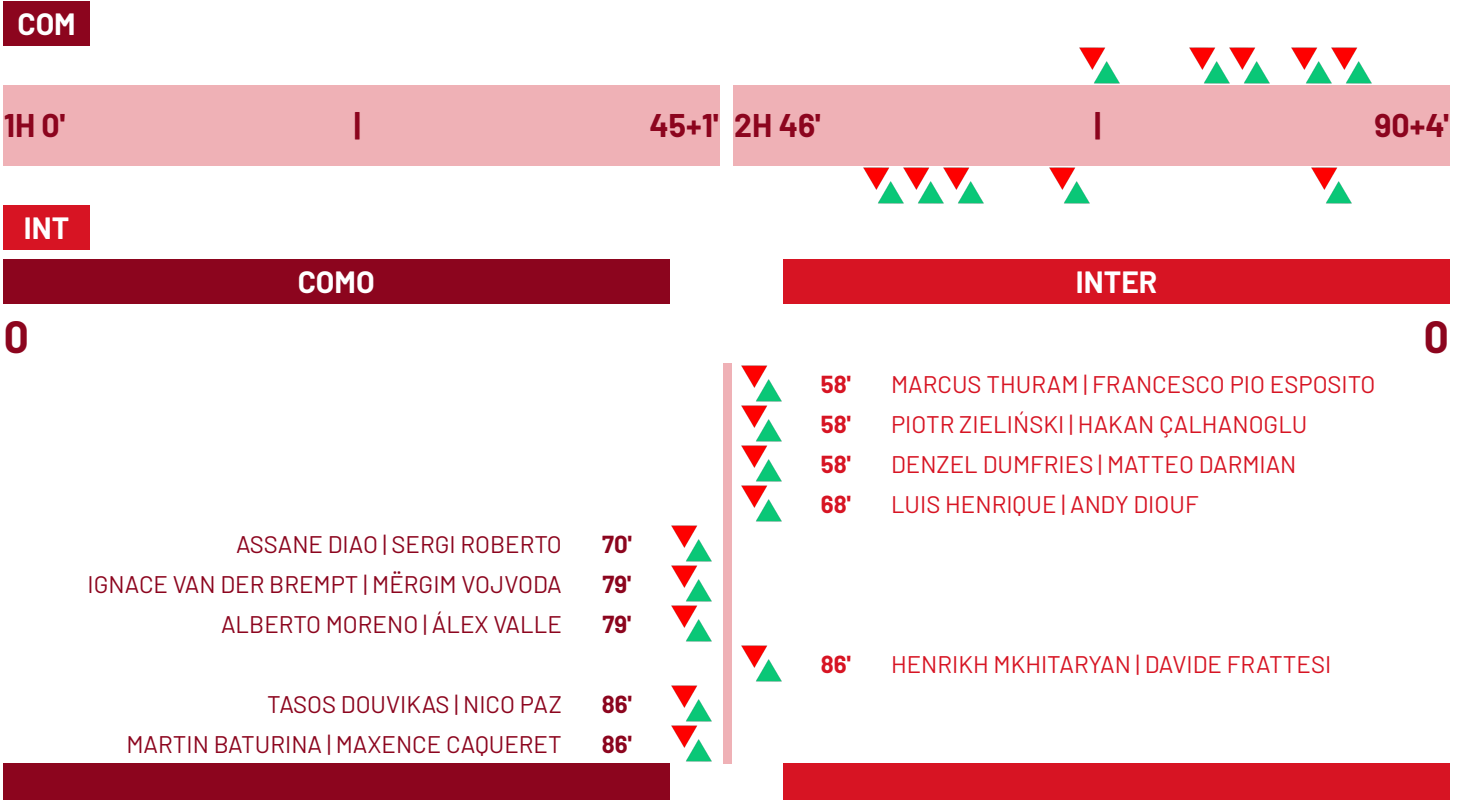
COMO

0-0

INTER



MATCH EVENTS



Legend:

- Goals
- Own goal
- Penalty
- Assist
- Yellow Card
- Substitution
- Red Card
- Double Yellow Card



Semi-finals 1st leg
COPPA ITALIA FRECCIAROSSA 2025-2026

MATCH REPORT

FRECCIAROSSA

Como 03/03/2026 GIUSEPPE SINIGAGLIA 21:00



COMO

0-0

INTER



GAME TIME

93'59"

Effective
played time:
72%

1st Half - 2nd Half
34'21" - 33'40"

68'1"

BALL POSSESSION

COMO

INTER

QUARTERS BALL POSSESSION

| 1H | 0'-15' | 2H | 46'-60' |
|--------|---------|--------|---------|
| 58.4% | 41.6% | 42.86% | 57.14% |
| | 16'-30' | | 61'-75' |
| 58.88% | 41.12% | 51.98% | 48.02% |
| | 31'-45' | | 76'-93' |
| 63.74% | 36.26% | 26.91% | 73.09% |

TEAM STATS

| | COM | INT |
|-------------------------------------|------|-----|
| Attempts | 5 | 3 |
| Attempts on target | 1 | |
| Attempts on target from penalty box | 4 | 2 |
| Post | | 1 |
| Bar | | |
| Attempts off target | 3 | |
| Blocked Shots | 1 | 2 |
| Scoring Chances | 1 | |
| Key Passes | 4 | |
| Assists | | |
| Fouls Committed | 9 | 12 |
| Corners | 6 | 1 |
| Offsides | 4 | 6 |
| Cross Completed/Total | 3/16 | 1/5 |
| Dribbling | 2 | 8 |
| Passes Completed | 540 | 531 |
| Passes Completed/Attempted (%) | 90 | 89 |
| Passes Final Third | 48 | 19 |
| Balls played forward | 200 | 104 |
| Long Passes | 24 | 38 |
| Saves | | 1 |
| Gained Possessions | 35 | 33 |



COMO

0-0

INTER



PLAYER STATS

| COMO | M | GC | OG | S | AS | CL | LB | FYC | SYC | RC | | | | | | | | | | |
|-------------------|-----|----|----|---|----|----|----|-----|-----|----|----|-----|------|----|---|-----|-----|----|--|--|
| 1 BUTEZ | 94' | | | | | | 11 | | | | | | | | | | | | | |
| | M | G | OG | A | AT | PT | SC | FS | BP | AS | KP | P | P(%) | PA | R | FYC | SYC | RC | | |
| 28 SMOLČIĆ | 94' | | | | | | | 62 | | 1 | 52 | 92 | 24 | 6 | | | | | | |
| 14 RAMÓN | 94' | | | | | | | 90 | | | 72 | 91 | 11 | 3 | | | | | | |
| 34 DIEGO CARLOS | 94' | | | | | | | 1 | 80 | | 58 | 87 | 6 | 7 | | | | | | |
| 3 ÁLEX VALLE | 80' | | | 1 | | | 1 | 44 | | 1 | 30 | 96 | 15 | 3 | | | | | | |
| 33 DA CUNHA | 94' | | | | | | | 3 | 62 | | 49 | 94 | 25 | 1 | | | | | | |
| 8 SERGI ROBERTO | 71' | | | | | | | 2 | 66 | | 54 | 91 | 18 | 1 | | | | | | |
| 23 PERRONE | 94' | | | | | | | 2 | 83 | 1 | 73 | 93 | 24 | 3 | | | | | | |
| 31 VOJVODA | 80' | | | 2 | | | | 43 | | | 30 | 88 | 26 | 2 | | | | | | |
| 10 NICO PAZ | 87' | | | 2 | 1 | | | 44 | | 1 | 32 | 86 | 14 | 2 | | | | | | |
| 6 CAQUERET | 87' | | | | | | | 3 | 73 | | 52 | 86 | 34 | 4 | | | | | | |
| 11 DOUVIKAS | 8' | | | | | | | | | | | | | | | | | | | |
| 18 ALBERTO MORENO | 15' | | | | | | | | 1 | | 1 | 100 | 1 | | | | | | | |
| 20 BATURINA | 8' | | | | | | | | | | | | | | | | | | | |
| 38 DIAO | 24' | | | | | | | 1 | 1 | | 1 | 100 | 1 | | | | | | | |
| 77 VAN DER BREMPT | 15' | | | | | | | | 1 | | 1 | 100 | 1 | | | | | | | |

| INTER | M | GC | OG | S | AS | CL | LB | FYC | SYC | RC | | | | | | | | | | |
|-------------------|-----|----|----|---|----|----|----|-----|-----|----|-----|-----|------|----|---|-----|-----|----|--|--|
| 13 J. MARTÍNEZ | 94' | | | 1 | | | 12 | | | | | | | | | | | | | |
| | M | G | OG | A | AT | PT | SC | FS | BP | AS | KP | P | P(%) | PA | R | FYC | SYC | RC | | |
| 31 BISSECK | 94' | | | | | | | 71 | | | 53 | 84 | 11 | 3 | | | | | | |
| 15 ACERBI | 94' | | | | | | | 119 | | | 104 | 96 | 4 | 4 | | | | | | |
| 95 BASTONI | 94' | | | | | | 1 | 125 | | | 102 | 93 | 18 | 3 | | | | | | |
| 36 DARMIAN | 59' | | | 1 | | 1 | | 12 | | | 8 | 88 | 3 | | | | | | | |
| 16 FRATTESI | 87' | | | | | | | 19 | | | 11 | 78 | 4 | 2 | | | | | | |
| 20 ÇALHANOĞLU | 59' | | | 1 | | | | 50 | | | 35 | 81 | 7 | 1 | | | | | | |
| 8 SUČIĆ | 94' | | | | | | | 99 | | | 79 | 90 | 18 | 2 | | | | | | |
| 30 CARLOS AUGUSTO | 94' | | | | | | 1 | 42 | | | 24 | 88 | 5 | 7 | | | | | | |
| 17 DIOUF | 69' | | | | | | 2 | 23 | | | 16 | 88 | 5 | 1 | | | | | | |
| 94 P. ESPOSITO | 59' | | | | | | 1 | 8 | | | 2 | 40 | 1 | 2 | | | | | | |
| 2 DUMFRIES | 36' | | | | | | | 8 | | | 6 | 85 | 5 | | | | | | | |
| 7 ZIELIŃSKI | 36' | | | | | | | 39 | | | 37 | 97 | 12 | 2 | | | | | | |
| 9 M. THURAM | 36' | | | 1 | | | 2 | 11 | | | 5 | 83 | 3 | | | | | | | |
| 11 LUIS HENRIQUE | 26' | | | | | | | 16 | | | 13 | 92 | 5 | 2 | | | | | | |
| 22 MKHITARYAN | 8' | | | | | | | 8 | | | 8 | 100 | 3 | | | | | | | |

Legend

- FYC Yellow Card
- OG Owngoal
- BP Balls Played
- SYC Double Yellow Card
- RC Red Card
- G Goals
- GC Goal Conceded
- M Minutes Played
- AS Assists
- FS Fouls Suffered
- A Attempts
- AT Attempts on target
- SC Scoring Chances
- PT Posts
- S Saves
- CL Clearances
- LB Long Ball
- P(%) Passes Completed/Attempted (%)
- KP Key Passes
- PA Balls played forward
- P Passes Completed
- R Gained Possessions

PLAYERS RANKING

| Attempts | | Attempts on target | | Passes Final Third | | Scoring Chances | |
|----------|------------------|--------------------|----------------|--------------------|-----------------|-----------------|------------------|
| 1 | VOJVODA COM 2 | 1 | NICO PAZ COM 1 | 1 | CAQUERET COM 11 | 1 | ÁLEX VALLE COM 1 |
| 2 | NICO PAZ COM 2 | | | 2 | VOJVODA COM 8 | | |
| 3 | ÇALHANOĞLU INT 1 | | | 3 | DA CUNHA COM 5 | | |
| 4 | M. THURAM INT 1 | | | 4 | PERRONE COM 5 | | |
| 5 | DARMIAN INT 1 | | | 5 | NICO PAZ COM 5 | | |

| Crosses | | Passes Completed | | Key Passes | | Dribbling | |
|---------|----------------|------------------|-----------------|------------|------------------|-----------|-----------------|
| 1 | DA CUNHA COM 6 | 1 | ACERBI INT 104 | 1 | SMOLČIĆ COM 1 | 1 | BASTONI INT 3 |
| 2 | CAQUERET COM 3 | 2 | BASTONI INT 102 | 2 | PERRONE COM 1 | 2 | SUČIĆ INT 2 |
| 3 | BASTONI INT 2 | 3 | SUČIĆ INT 79 | 3 | NICO PAZ COM 1 | 3 | DIOUF INT 1 |
| 4 | VOJVODA COM 2 | 4 | PERRONE COM 73 | 4 | ÁLEX VALLE COM 1 | 4 | FRATTESI INT 1 |
| 5 | NICO PAZ COM 2 | 5 | RAMÓN COM 72 | 5 | M. THURAM INT 1 | 5 | M. THURAM INT 1 |



COMO

0-0

INTER



PLAYERS RANKING (ATHLETICS PERFORMANCE)

| Jog - Run - Sprint (km) | | | |
|-------------------------|--------------------------|-------|-----------------|
| 1 | MAXIMO PERRONE RODRIGUEZ | | Total 15.015 |
| | 12.421 | 2.383 | 0.167 |
| 2 | IVAN SMOLČIĆ | | Total 14.434 |
| | 11.441 | 2.483 | 0.459 |
| 3 | MAXENCE CAQUERET | | Total 14.140 |
| | 10.486 | 3.368 | 0.230 |
| 4 | LUCAS DA CUNHA | | Total 13.835 |
| | 10.912 | 2.668 | 0.182 |
| 5 | JACOBO RAMON NAVEROS | | Total 12.535 |
| | 10.311 | 2.008 | 0.137 |

| Jog - Run - Sprint (km) | | | |
|-------------------------|--------------------|-------|-----------------|
| 1 | PETAR SUČIĆ | | Total 15.988 |
| | 12.348 | 3.469 | 0.116 |
| 2 | YANN AUREL BISSECK | | Total 13.079 |
| | 10.467 | 2.312 | 0.178 |
| 3 | DAVIDE FRATTESI | | Total 12.936 |
| | 9.896 | 2.711 | 0.274 |
| 4 | ALESSANDRO BASTONI | | Total 12.785 |
| | 10.612 | 1.975 | 0.119 |
| 5 | FRANCESCO ACERBI | | Total 12.774 |
| | 10.449 | 2.114 | 0.133 |

| AVG Speed km/h (run) | | | |
|----------------------|-----------------|-----|--------|
| 1 | VAN DER BREMPST | COM | 19.975 |
| 2 | ALBERTO MORENO | COM | 19.673 |
| 3 | ÁLEX VALLE | COM | 19.658 |
| 4 | DIAO | COM | 19.587 |
| 5 | BUTEZ | COM | 19.560 |

| AVG Speed km/h (run) | | | |
|----------------------|----------------|-----|--------|
| 1 | CARLOS AUGUSTO | INT | 19.702 |
| 2 | DUMFRIES | INT | 19.661 |
| 3 | ACERBI | INT | 19.637 |
| 4 | DARMIAN | INT | 19.632 |
| 5 | DIOUF | INT | 19.521 |

| AVG Speed km/h (sprint) | | | |
|-------------------------|--------------|-----|--------|
| 1 | RAMÓN | COM | 28.344 |
| 2 | DIAO | COM | 27.863 |
| 3 | SMOLČIĆ | COM | 27.660 |
| 4 | ÁLEX VALLE | COM | 27.593 |
| 5 | DIEGO CARLOS | COM | 27.485 |

| AVG Speed km/h (sprint) | | | |
|-------------------------|------------|-----|--------|
| 1 | DIOUF | INT | 28.011 |
| 2 | SUČIĆ | INT | 27.891 |
| 3 | FRATTESI | INT | 27.600 |
| 4 | DUMFRIES | INT | 27.506 |
| 5 | ÇALHANOĞLU | INT | 27.288 |

TEAM STATS (ATHLETICS PERFORMANCE)

Distance Covered (km) 149.414

Distance Covered (km) 146.698

| Jog - Run - Sprint (km) | | |
|-------------------------|--------|-------|
| 118.606 | 27.394 | 2.697 |

| Jog - Run - Sprint (km) | | |
|-------------------------|--------|-------|
| 115.989 | 27.619 | 2.131 |

Fitness data displayed in the report are the ones collected in real time and could be different to the post-processed ones, delivered to the coaching staff

| | | | | | | | |
|------|----------|------|-------------|---------|------------|---------------------|------------------|
| Jog: | 0-7 km/h | Run: | 7.1-15 km/h | Sprint: | 15.1+ km/h | Jog + Run + Sprint: | Distance covered |
|------|----------|------|-------------|---------|------------|---------------------|------------------|

TOP Sprinter: Top four players per team



Semi-finals 1st leg
COPPA ITALIA FRECCIAROSSA 2025-2026

MATCH REPORT

FRECCIAROSSA

Como 03/03/2026 GIUSEPPE SINIGAGLIA 21:00

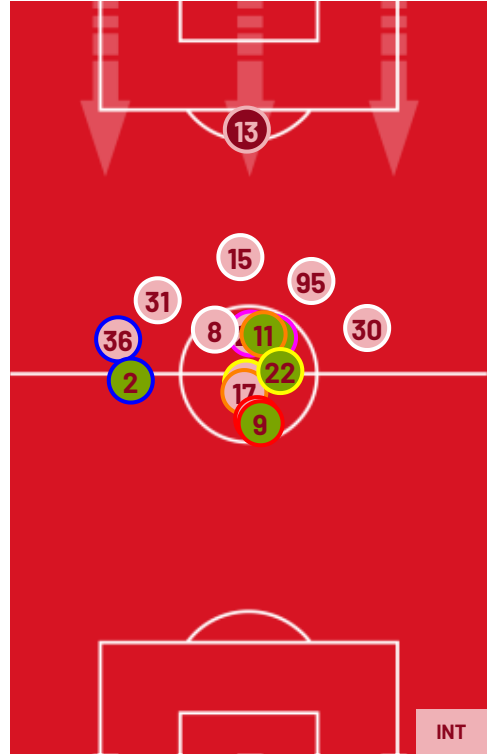
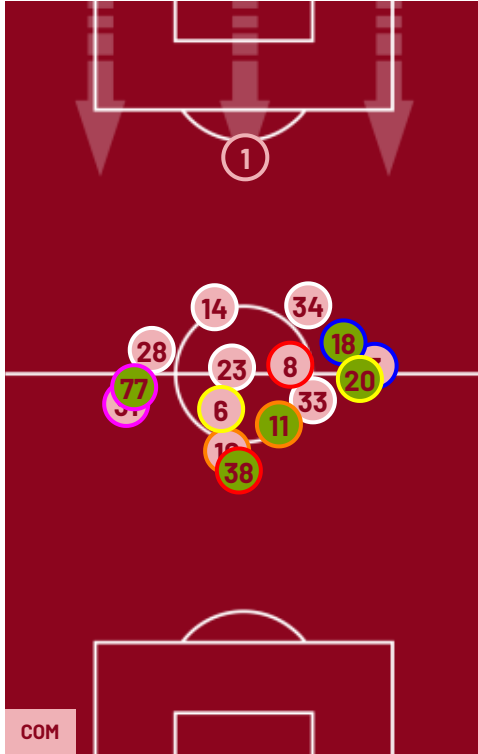
COMO

0-0

INTER



PLAYERS AVERAGE POSITIONS



- Legend:
- | | | | | |
|------------------|-----------|------------|---------------------------|-----------|
| 1st Substitution | Player In | Player Out | Player In Substitution Of | Player In |
| 2nd Substitution | Player In | Player Out | Player In Substitution Of | Player In |
| 3rd Substitution | Player In | Player Out | Player In Substitution Of | Player In |
| 4th Substitution | Player In | Player Out | Player In Substitution Of | Player In |
| 5th Substitution | Player In | Player Out | Player In Substitution Of | Player In |



Semi-finals 1st leg
COPPA ITALIA FRECCIAROSSA 2025-2026

MATCH REPORT

FRECCIAROSSA

Como 03/03/2026 GIUSEPPE SINIGAGLIA 21:00



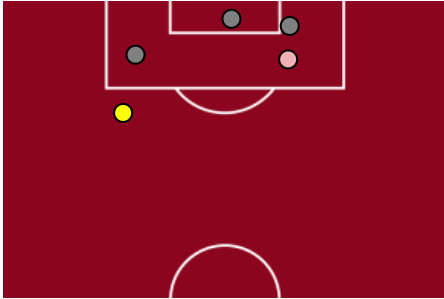
COMO

0-0

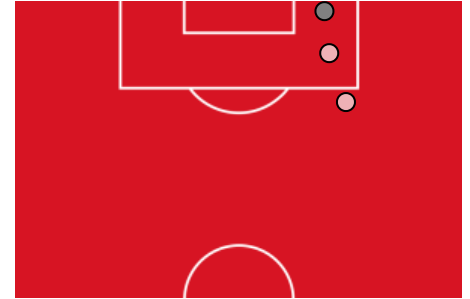
INTER



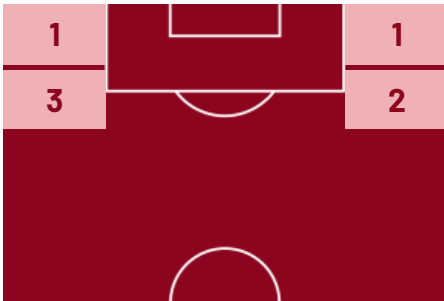
ATTEMPTS MAP



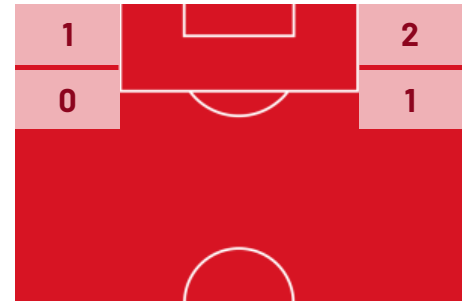
| | | |
|---|------------|---|
| 0 | Goals | 0 |
| 1 | On target | 0 |
| 3 | Off target | 0 |
| 1 | Blocked | 2 |



OPEN PLAY CROSSES MAP



| | | |
|----|-------------------|----|
| 3 | Crosses completed | 1 |
| 16 | Total crosses | 5 |
| 19 | Accuracy (%) | 20 |



| | | |
|-----|--------------------|-----|
| 769 | Total Balls Played | 783 |
| 247 | DEFENSIVE | 352 |
| 410 | MIDFIELD | 359 |
| 112 | ATTACK ZONE | 72 |



FRECCIAROSSA

Como 03/03/2026 GIUSEPPE SINIGAGLIA 21:00



COMO

0-0

INTER



KEY PLAYERS

| | | |
|--|-----------------------|----|
|  | MERGIM VOJVODA | 31 |
| Position | Midfielder | |
| Date of birth | 01/02/1995 | |
| Nationality | KOS | |

Jog 79% - Run 19% - Sprint 2% Km 11.560

| | | |
|-------|-------|-------|
| 9.114 | 2.133 | 0.264 |
|-------|-------|-------|

Mvp Stats

| | |
|--------------------------------|-------|
| Minutes Played | 80 |
| Goals | 0 |
| Scoring Chances | 0 |
| Attempts | 2 |
| Attempts on target | 0 (0) |
| Assists | 0 |
| Balls Played | 43 |
| Passes Completed | 30 |
| Passes Completed/Attempted (%) | 88 |
| Key Passes | 0 |
| Gained Possessions | 2 |
| Fouls Suffered | 0 |

| | | |
|---|--------------------------------------|----|
|  | CARLOS AUGUSTO ZOPOLATO NEVES | 30 |
| Position | Defender | |
| Date of birth | 07/01/1999 | |
| Nationality | BRA | |

Jog 81% - Run 18% - Sprint 1% Km 12.618

| | | |
|--------|-------|-------|
| 10.120 | 2.255 | 0.164 |
|--------|-------|-------|

Mvp Stats

| | |
|--------------------------------|-------|
| Minutes Played | 94 |
| Goals | 0 |
| Scoring Chances | 0 |
| Attempts | 0 |
| Attempts on target | 0 (0) |
| Assists | 0 |
| Balls Played | 42 |
| Passes Completed | 24 |
| Passes Completed/Attempted (%) | 88 |
| Key Passes | 0 |
| Gained Possessions | 7 |
| Fouls Suffered | 1 |

The above statistics are considered final 24 hours after the end of the match.

The disciplinary sanctions are unofficial, as they come from real-time tracking during the match. They will become official following approval by the relevant bodies.

In the case of uncertainty over the identity of a goalscorer, Lega Serie A will confirm this the day after each round of matches is completed.

The official data providers are Kama, Hawk-Eye, Math and Sport.