

MATCH REPORT



Matchday 38
SERIE A CHAMPIONSHIP 2025-2026



MILAN



CAGLIARI

Milano 24/05/2026
GIUSEPPE MEAZZA 20:45

Milano 24/05/2026 GIUSEPPE MEAZZA 20:45



MILAN

1-2

CAGLIARI



LINE-UPS

MILAN

| | | |
|----|--------------|--|
| 16 | MAIGNAN (GK) | |
| 23 | TOMORI | |
| 46 | GABBIA | |
| 31 | PAVLOVIĆ | |
| 56 | SAELEMAEKERS | |
| 19 | Y. FOFANA | |
| 30 | JASHARI | |
| 12 | RABIOT | |
| 33 | BARTESAGHI | |
| 7 | GIMÉNEZ | |
| 18 | NKUNKU | |



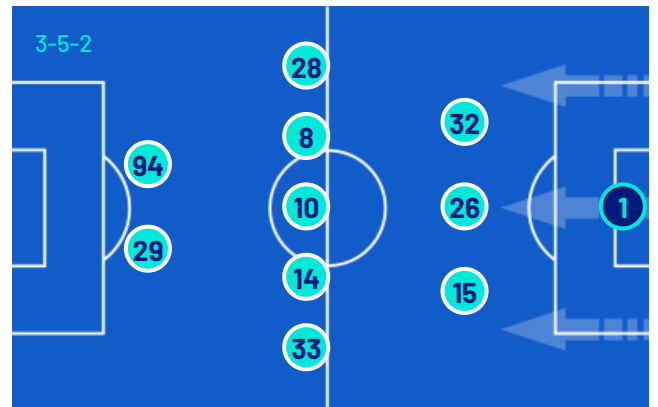
Bench

| | |
|----|-----------------|
| 37 | PITTARELLA (GK) |
| 96 | TORRIANI (GK) |
| 2 | ESTUPIÑÁN |
| 4 | RICCI |
| 5 | DE WINTER |
| 8 | LOFTUS-CHEEK |
| 9 | FÜLLKRUG |
| 10 | RAFAEL LEÃO |
| 11 | PULISIC |
| 14 | MODRIĆ |
| 24 | ATHEKAME |
| 25 | BALENTIEN |
| 27 | ODOGU |
| 34 | VLADIMIROV |
| 45 | SARDO |

Head Coach: **MASSIMILIANO ALLEGRI**

CAGLIARI

| | | |
|------|-------------|----|
| (GK) | CAPRILE | 1 |
| | ZÉ PEDRO | 32 |
| | MINA | 26 |
| | RODRÍGUEZ | 15 |
| | ZAPPA | 28 |
| | ADOPO | 8 |
| | GAETANO | 10 |
| | DEIOLA | 14 |
| | OBERT | 33 |
| | S. ESPOSITO | 94 |
| | BORRELLI | 29 |



Bench

| | | |
|------|-------------|----|
| (GK) | SHERRI | 12 |
| (GK) | CIOCCI | 24 |
| | PALESTRA | 2 |
| | MAZZITELLI | 4 |
| | FELICI | 17 |
| | RATERINK | 18 |
| | BELOTTI | 19 |
| | ALBARRACÍN | 20 |
| | DOSSENA | 22 |
| | I. SULEMANA | 25 |
| | MENDY | 31 |
| | GRANDU | 36 |
| | TREPY | 37 |
| | SULEV | 38 |
| | RUSSO | 41 |

Head Coach: **FABIO PISACANE**

Referee: **MARCO GUIDA**
Assistant referee: **FABIANO PRETI**
Assistant referee: **FILIPPO BERCIGLI**

Fourth official: **GIOVANNI AYROLDI**
V.A.R.: **ROSARIO ABISSO**
A.V.A.R.: **DANIELE CHIFFI**

Milano 24/05/2026 GIUSEPPE MEAZZA 20:45



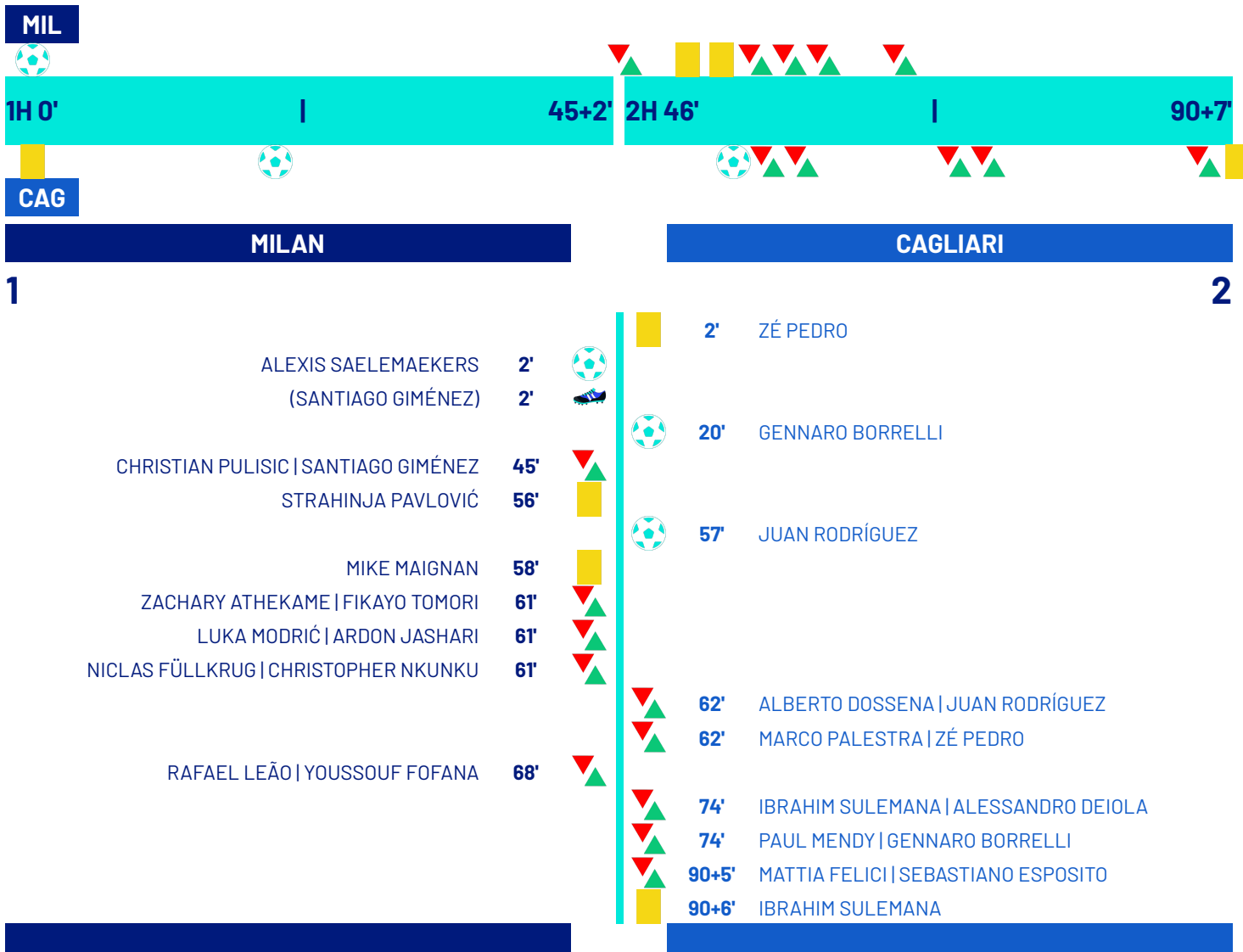
MILAN

1-2

CAGLIARI



MATCH EVENTS



Legend:

- Goals
- Own goal
- Penalty
- Assist
- Yellow Card
- Substitution
- Red Card
- Double Yellow Card

Milano 24/05/2026 GIUSEPPE MEAZZA 20:45



MILAN

1-2

CAGLIARI



GAME TIME



Effective
played time:
61%



1st Half - 2nd Half
30'49" - 28'49"

BALL POSSESSION

MILAN

CAGLIARI

QUARTERS BALL POSSESSION

| 1H | 0'-15' | 2H | 46'-60' |
|--------|---------|--------|---------|
| 44.5% | 55.5% | 56.44% | 43.56% |
| | 16'-30' | | 61'-75' |
| 44.02% | 55.98% | 60.58% | 39.42% |
| | 31'-46' | | 76'-97' |
| 35.68% | 64.32% | 55.56% | 44.44% |

TEAM STATS

| | MIL | CAG |
|-------------------------------------|-------|------|
| Attempts | 16 | 25 |
| Attempts on target | 3 | 10 |
| Attempts on target from penalty box | 13 | 16 |
| Post | | |
| Bar | | |
| Attempts off target | 9 | 7 |
| Blocked Shots | 4 | 7 |
| Scoring Chances | 3 | 4 |
| Key Passes | 14 | 14 |
| Assists | 1 | |
| Fouls Committed | 8 | 9 |
| Corners | 5 | 5 |
| Offsides | 3 | |
| Cross Completed/Total | 12/29 | 5/20 |
| Dribbling | 15 | 8 |
| Passes Completed | 415 | 450 |
| Passes Completed/Attempted (%) | 88 | 88 |
| Passes Final Third | 123 | 80 |
| Balls played forward | 219 | 181 |
| Long Passes | 70 | 37 |
| Saves | 8 | 2 |
| Gained Possessions | 39 | 38 |

Milano 24/05/2026 GIUSEPPE MEAZZA 20:45



MILAN

1-2

CAGLIARI



PLAYER STATS

| MILAN | | M | GC | OG | S | AS | CL | LB | FYC | SYC | RC |
|-------|--------------|-----|----|----|---|----|----|----|-----|-----|----|
| 16 | MAIGNAN | 98' | 2 | | 8 | | | 13 | 1 | | |
| 23 | TOMORI | 62' | | | | | | | 55 | | |
| 46 | GABBIA | 98' | | | | | | | 70 | | |
| 31 | PAVLOVIĆ | 98' | | | 1 | | | | 75 | | |
| 56 | SAELEMAEKERS | 98' | 1 | | 1 | 1 | 1 | 3 | 52 | 3 | |
| 19 | Y. FOFANA | 69' | | | 1 | 1 | | | 26 | | |
| 30 | JASHARI | 62' | | | | | | 1 | 35 | | |
| 12 | RABIOT | 98' | | | 4 | | 1 | 1 | 75 | 3 | |
| 33 | BARTESAGHI | 98' | | | 1 | | | | 64 | 2 | |
| 7 | GIMÉNEZ | 47' | | | 2 | | | 1 | 7 | 1 | |
| 18 | NKUNKU | 62' | | | 1 | 1 | 1 | 1 | 19 | 1 | |
| 9 | FÜLLKRUG | 36' | | | | | | | 15 | | |
| 10 | RAFAEL LEÃO | 29' | | | | | | | 17 | 3 | |
| 11 | PULISIC | 52' | | | 3 | | | | 39 | | |
| 14 | MODRIĆ | 36' | | | 1 | | | 1 | 29 | 1 | |
| 24 | ATHEKAME | 36' | | | 1 | | | | 28 | | |

| CAGLIARI | | M | GC | OG | S | AS | CL | LB | FYC | SYC | RC |
|----------|-------------|-----|----|----|---|----|----|----|-----|-----|----|
| 1 | CAPRILE | 98' | 1 | | 2 | | 1 | 16 | | | |
| 32 | ZÉ PEDRO | 64' | | | 2 | | | | 72 | | |
| 26 | MINA | 98' | | | 1 | | | | 72 | | |
| 15 | RODRÍGUEZ | 64' | 1 | | 1 | 1 | 1 | 1 | 58 | | |
| 28 | ZAPPA | 98' | | | 1 | 1 | 1 | | 47 | 1 | |
| 8 | ADOPO | 98' | | | 1 | | | | 38 | 1 | |
| 10 | GAETANO | 98' | | | 4 | 2 | | | 92 | 1 | |
| 14 | DEIOLA | 75' | | | 2 | 1 | | | 38 | | |
| 33 | OBERT | 98' | | | | | | 1 | 46 | 4 | |
| 94 | S. ESPOSITO | 96' | | | 3 | | | 4 | 80 | 4 | |
| 29 | BORRELLI | 75' | 1 | | 5 | 4 | 1 | 2 | 20 | | |
| 2 | PALESTRA | 35' | | | 2 | | | | 17 | 2 | |
| 17 | FELICI | 3' | | | | | | | | | |
| 22 | DOSSENA | 35' | | | | | | | 20 | | |
| 25 | I. SULEMANA | 24' | | | 2 | | | | 12 | | |
| 31 | MENDY | 24' | | | 1 | 1 | 1 | | 12 | 1 | |

Legend

| | |
|------|--------------------------------|
| FYC | Yellow Card |
| OG | Owngoal |
| BP | Balls Played |
| SYC | Double Yellow Card |
| RC | Red Card |
| G | Goals |
| GC | Goal Conceded |
| M | Minutes Played |
| AS | Assists |
| FS | Fouls Suffered |
| A | Attempts |
| AT | Attempts on target |
| SC | Scoring Chances |
| HW | Hit Woodwork |
| S | Saves |
| CL | Clearences |
| LB | Long Ball |
| P(%) | Passes Completed/Attempted (%) |
| KP | Key Passes |
| PA | Balls played forward |
| P | Passes Completed |
| R | Gained Possessions |

PLAYERS RANKING

| Attempts | | Attempts on target | | Passes Final Third | | Scoring Chances | |
|----------|-------------------|--------------------|--------------------|--------------------|---------------------|-----------------|--------------------|
| 1 | BORRELLI CAG 5 | 1 | BORRELLI CAG 4 | 1 | RABIOT MIL 20 | 1 | RABIOT MIL 1 |
| 2 | RABIOT MIL 4 | 2 | GAETANO CAG 2 | 2 | SAELEMAEKERS MIL 18 | 2 | SAELEMAEKERS MIL 1 |
| 3 | GAETANO CAG 4 | 3 | DEIOLA CAG 1 | 3 | S. ESPOSITO CAG 18 | 3 | NKUNKU MIL 1 |
| 4 | PULISIC MIL 3 | 4 | SAELEMAEKERS MIL 1 | 4 | BARTESAGHI MIL 17 | 4 | ZAPPA CAG 1 |
| 5 | S. ESPOSITO CAG 3 | 5 | NKUNKU MIL 1 | 5 | ZAPPA CAG 13 | 5 | BORRELLI CAG 1 |

| Crosses | | Passes Completed | | Key Passes | | Dribbling | |
|---------|-------------------|------------------|-----------------|------------|--------------------|-----------|--------------------|
| 1 | S. ESPOSITO CAG 8 | 1 | GAETANO CAG 72 | 1 | OBERT CAG 4 | 1 | PULISIC MIL 5 |
| 2 | RABIOT MIL 5 | 2 | PAVLOVIĆ MIL 56 | 2 | S. ESPOSITO CAG 4 | 2 | SAELEMAEKERS MIL 2 |
| 3 | RAFAEL LEÃO MIL 5 | 3 | ZÉ PEDRO CAG 55 | 3 | RABIOT MIL 3 | 3 | PALESTRA CAG 2 |
| 4 | BARTESAGHI MIL 4 | 4 | GABBIA MIL 54 | 4 | SAELEMAEKERS MIL 3 | 4 | RAFAEL LEÃO MIL 2 |
| 5 | MODRIĆ MIL 4 | 5 | MINA CAG 53 | 5 | RAFAEL LEÃO MIL 3 | 5 | S. ESPOSITO CAG 2 |

Milano 24/05/2026 GIUSEPPE MEAZZA 20:45



MILAN

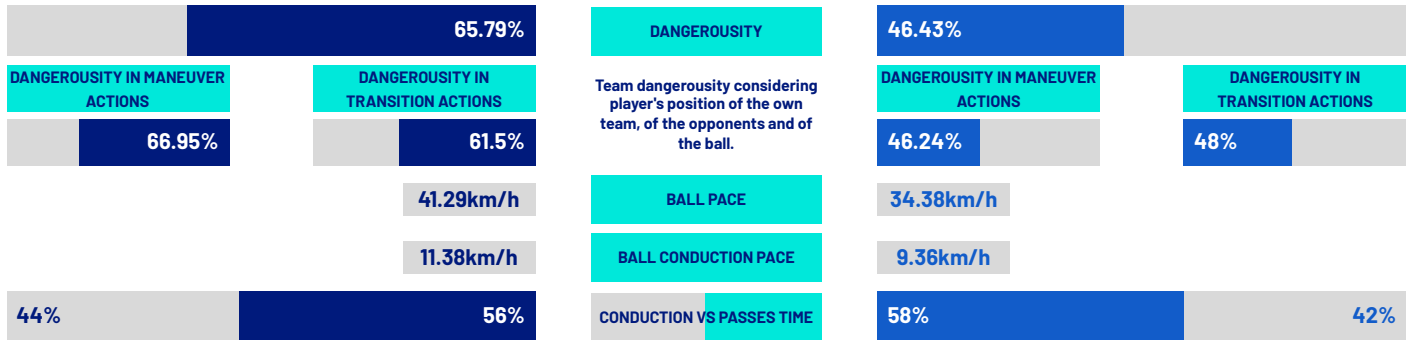
1-2

CAGLIARI



COACH

TEAM INDICATORS



RECORDMEN

PASS GAIN

Number of players overtaken by a vertical pass (only successful passes are considered).

It shows how much a player tends to overcome the opponent's pressure lines.

| | | | | | | | |
|---|----|---------------------|------|---|----|------------------|------|
| 1 | 31 | STRAHINJA PAVLOVIĆ | 3.25 | 1 | 15 | JUAN RODRÍGUEZ | 3.67 |
| 2 | 12 | ADRIEN RABIOT | 2.5 | 2 | 29 | GENNARO BORRELLI | 3.33 |
| 3 | 23 | FIKAYO TOMORI | 2.4 | 3 | 26 | YERRY MINA | 3.33 |
| 4 | 19 | YOUSOUF FOFANA | 2.25 | 4 | 28 | GABRIELE ZAPPA | 3.33 |
| 5 | 56 | ALEXIS SAELEMAEKERS | 2.17 | 5 | 32 | ZÉ PEDRO | 2.83 |

PASS RISK

Measures the player's propensity to risk the pass (only successful passes are considered).

| | | | | | | | |
|---|----|--------------------|--------|---|----|-------------------|--------|
| 1 | 16 | MIKE MAIGNAN | 26.2% | 1 | 26 | YERRY MINA | 25.82% |
| 2 | 31 | STRAHINJA PAVLOVIĆ | 23.35% | 2 | 1 | ELIA CAPRILE | 23.78% |
| 3 | 33 | DAVIDE BARTESAGHI | 19.14% | 3 | 14 | ALESSANDRO DEIOLA | 21.43% |
| 4 | 19 | YOUSOUF FOFANA | 15.67% | 4 | 15 | JUAN RODRÍGUEZ | 19.33% |
| 5 | 18 | CHRISTOPHER NKUNKU | 12.33% | 5 | 32 | ZÉ PEDRO | 14.44% |

RECEIVED PRESSURE

How much the player with the ball is pressed by the opposite team.

It depends on the speed, running direction and distance from the opponent who is at a shorter distance.

| | | | | | | | |
|---|----|--------------------|--------|---|----|------------------|--------|
| 1 | 9 | NICLAS FÜLLKRUG | 79.25% | 1 | 29 | GENNARO BORRELLI | 71.38% |
| 2 | 7 | SANTIAGO GIMÉNEZ | 77.55% | 2 | 22 | ALBERTO DOSSENA | 67.5% |
| 3 | 18 | CHRISTOPHER NKUNKU | 65.63% | 3 | 25 | IBRAHIM SULEMANA | 66.34% |
| 4 | 19 | YOUSOUF FOFANA | 62.04% | 4 | 31 | PAUL MENDY | 65.56% |
| 5 | 30 | ARDON JASHARI | 55.82% | 5 | 10 | GIANLUCA GAETANO | 59.4% |

PASS AVAILABILITY

Ability of a player to get away from opponents to receive the ball.

It is computed for all the teammates of the player in possession.

| | | | | | | | |
|---|----|--------------------|--------|---|----|------------------|--------|
| 1 | 31 | STRAHINJA PAVLOVIĆ | 84.42% | 1 | 15 | JUAN RODRÍGUEZ | 86.67% |
| 2 | 33 | DAVIDE BARTESAGHI | 82.96% | 2 | 32 | ZÉ PEDRO | 86.15% |
| 3 | 46 | MATTEO GABBIA | 82.79% | 3 | 26 | YERRY MINA | 81.26% |
| 4 | 10 | RAFAEL LEÃO | 78.46% | 4 | 33 | ADAM OBERT | 75.13% |
| 5 | 23 | FIKAYO TOMORI | 78.22% | 5 | 10 | GIANLUCA GAETANO | 73.5% |

Milano 24/05/2026 GIUSEPPE MEAZZA 20:45



MILAN

1-2

CAGLIARI



PLAYERS RANKING (ATHLETICS PERFORMANCE)

| Jog - Run - Sprint (km) | | | |
|-------------------------|---------------------------|-----------------|-------|
| 1 | DAVIDE BARTESAGHI | Total 10.807 | |
| | 8.465 | 1.995 | 0.257 |
| 2 | ALEXIS JESSE SAELEMAEKERS | Total 10.780 | |
| | 8.345 | 2.038 | 0.332 |
| 3 | ADRIEN RABIOT | Total 10.769 | |
| | 8.362 | 2.149 | 0.209 |
| 4 | STRAHINJA PAVLOVIĆ | Total 10.370 | |
| | 8.467 | 1.625 | 0.219 |
| 5 | MATTEO GABBIA | Total 10.269 | |
| | 8.992 | 1.136 | 0.078 |

| Jog - Run - Sprint (km) | | | |
|-------------------------|---------------------|-----------------|-------|
| 1 | GIANLUCA GAETANO | Total 11.614 | |
| | 9.005 | 2.351 | 0.193 |
| 2 | SEBASTIANO ESPOSITO | Total 11.519 | |
| | 8.853 | 2.466 | 0.143 |
| 3 | ADAM OBERT | Total 11.301 | |
| | 8.834 | 2.137 | 0.279 |
| 4 | NDARY MICHEL ADOPO | Total 11.297 | |
| | 8.581 | 2.372 | 0.248 |
| 5 | GABRIELE ZAPPA | Total 10.322 | |
| | 8.298 | 1.755 | 0.206 |

| AVG Speed km/h (run) | | | |
|----------------------|--------------|-----|--------|
| 1 | PAVLOVIĆ | MIL | 19.747 |
| 2 | ATHEKAME | MIL | 19.693 |
| 3 | FÜLLKRUG | MIL | 19.692 |
| 4 | SAELEMAEKERS | MIL | 19.668 |
| 5 | RAFAEL LEÃO | MIL | 19.610 |

| AVG Speed km/h (run) | | | |
|----------------------|-------------|-----|--------|
| 1 | FELICI | CAG | 19.971 |
| 2 | PALESTRA | CAG | 19.890 |
| 3 | MENDY | CAG | 19.622 |
| 4 | OBERT | CAG | 19.609 |
| 5 | S. ESPOSITO | CAG | 19.585 |

| AVG Speed km/h (sprint) | | | |
|-------------------------|--------------|-----|--------|
| 1 | BARTESAGHI | MIL | 28.529 |
| 2 | PAVLOVIĆ | MIL | 28.382 |
| 3 | NKUNKU | MIL | 28.056 |
| 4 | SAELEMAEKERS | MIL | 27.986 |
| 5 | RAFAEL LEÃO | MIL | 27.304 |

| AVG Speed km/h (sprint) | | | |
|-------------------------|----------|-----|--------|
| 1 | ZÉ PEDRO | CAG | 28.249 |
| 2 | PALESTRA | CAG | 27.430 |
| 3 | MENDY | CAG | 27.291 |
| 4 | OBERT | CAG | 27.278 |
| 5 | GAETANO | CAG | 27.217 |

TEAM STATS (ATHLETICS PERFORMANCE)

Distance Covered (km) 112.600

Distance Covered (km) 115.046

| Jog - Run - Sprint (km) | | |
|-------------------------|--------|-------|
| 89.566 | 20.185 | 1.999 |

| Jog - Run - Sprint (km) | | |
|-------------------------|--------|-------|
| 92.017 | 20.490 | 1.791 |

Fitness data displayed in the report are the ones collected in real time and could be different to the post-processed ones, delivered to the coaching staff

| | | | | | | | |
|---------------|---------------------------|------|-------------|---------|------------|---------------------|------------------|
| Jog: | 0-7 km/h | Run: | 7.1-15 km/h | Sprint: | 15.1+ km/h | Jog + Run + Sprint: | Distance covered |
| TOP Sprinter: | Top five players per team | | | | | | |

Milano 24/05/2026 GIUSEPPE MEAZZA 20:45



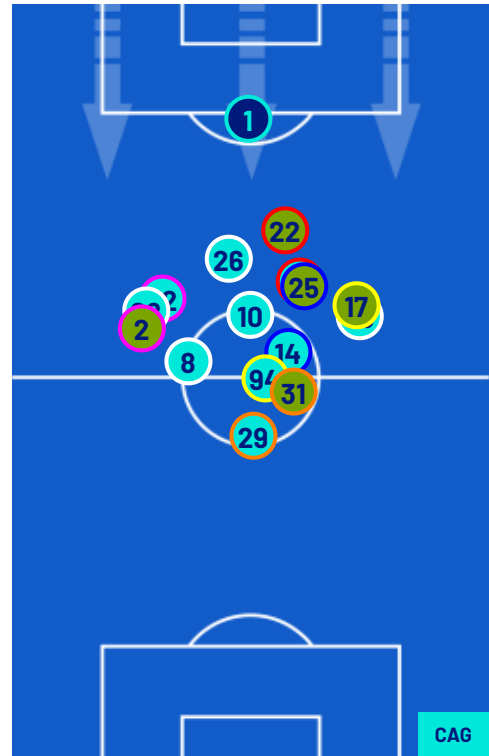
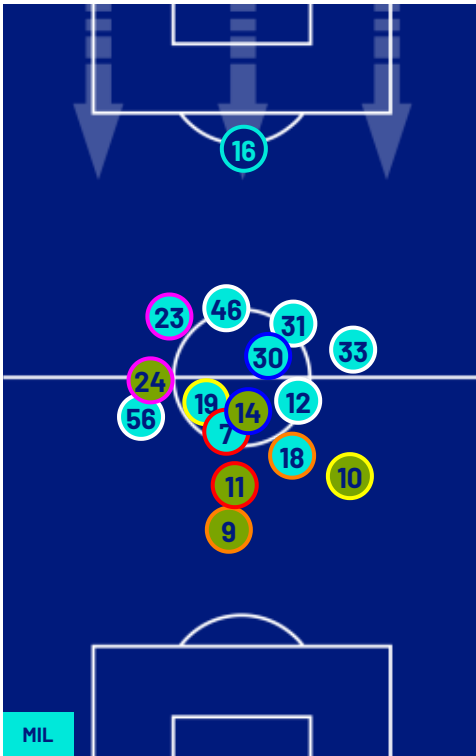
MILAN

1-2

CAGLIARI



PLAYERS AVERAGE POSITIONS



- Legend:
- | | | | | |
|------------------|-------------|--------------|-----------------------------|---|
| 1st Substitution | ● Player In | ○ Player Out | ■ Player In Substitution Of | ● |
| 2nd Substitution | ● Player In | ○ Player Out | ■ Player In Substitution Of | ● |
| 3rd Substitution | ● Player In | ○ Player Out | ■ Player In Substitution Of | ● |
| 4th Substitution | ● Player In | ○ Player Out | ■ Player In Substitution Of | ● |
| 5th Substitution | ● Player In | ○ Player Out | ■ Player In Substitution Of | ● |

Milano 24/05/2026 GIUSEPPE MEAZZA 20:45



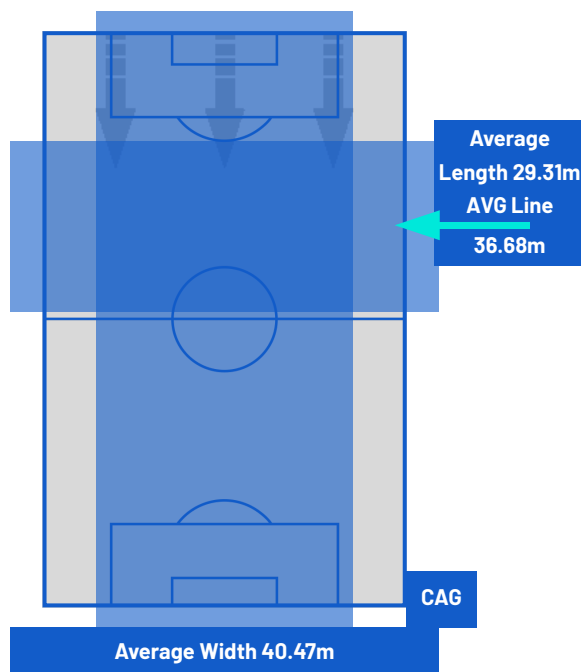
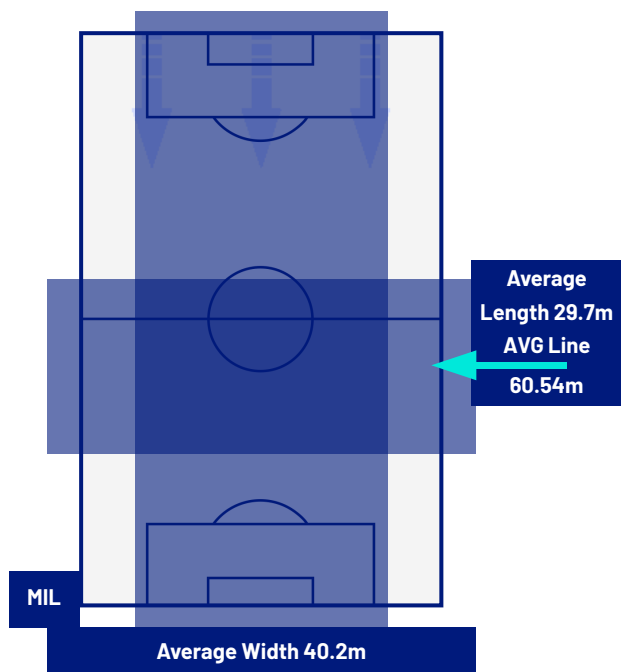
MILAN

1-2

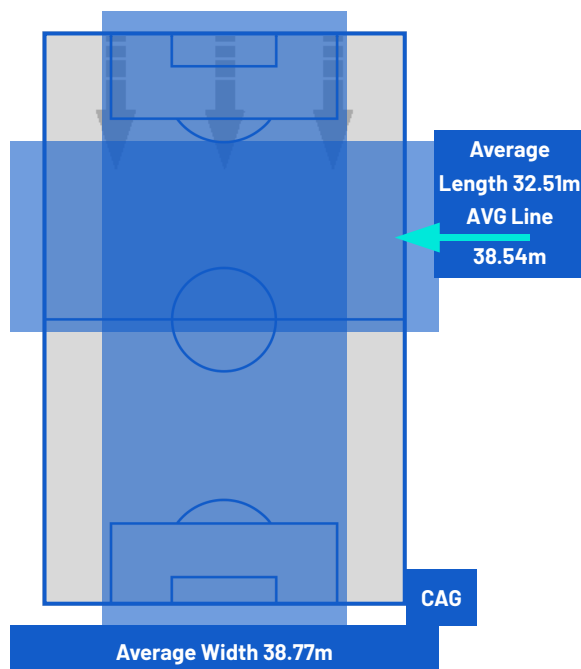
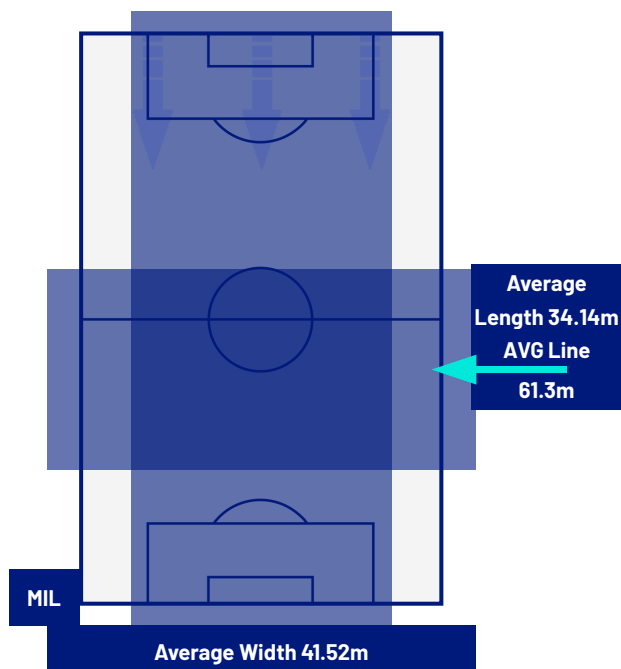
CAGLIARI



TEAM'S DEFENSE POSITION 1ST HALF



TEAM'S DEFENSE POSITION 2ND HALF



Milano 24/05/2026 GIUSEPPE MEAZZA 20:45



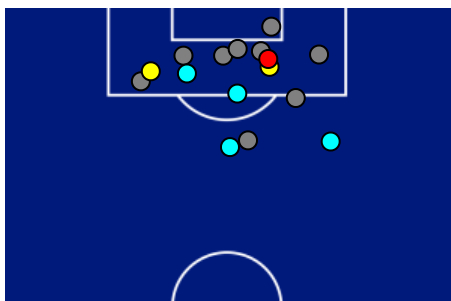
MILAN

1-2

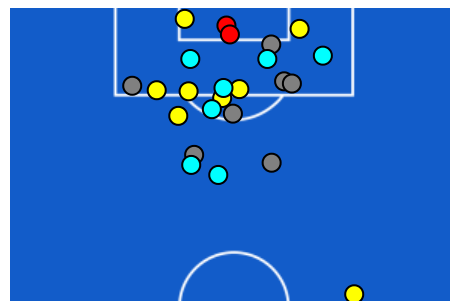
CAGLIARI



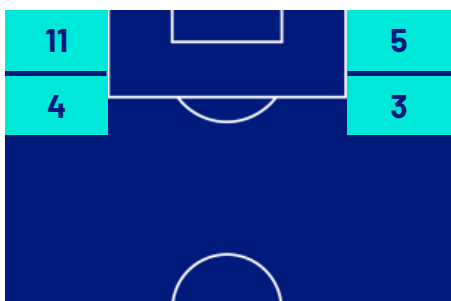
ATTEMPTS MAP



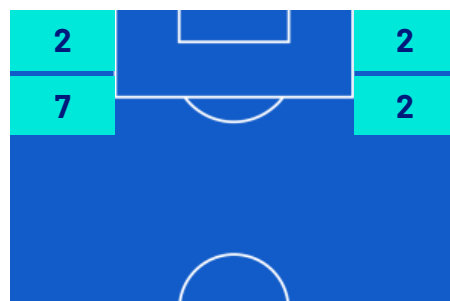
| | | |
|---|------------|----|
| 1 | Goals | 2 |
| 3 | On target | 10 |
| 9 | Off target | 7 |
| 4 | Blocked | 7 |



OPEN PLAY CROSSES MAP



| | | |
|----|-------------------|----|
| 12 | Crosses completed | 5 |
| 29 | Total crosses | 20 |
| 41 | Accuracy (%) | 25 |



| | | |
|-----|--------------------|-----|
| 719 | Total Balls Played | 746 |
| 164 | DEFENSIVE | 288 |
| 310 | MIDFIELD | 301 |
| 245 | ATTACK ZONE | 157 |

Milano 24/05/2026 GIUSEPPE MEAZZA 20:45



MILAN

1-2

CAGLIARI



KEY PLAYERS



ALEXIS JESSE SAELEMAEKERS

56



GENNARO BORRELLI

29

| | |
|---------------|------------|
| Position | Forward |
| Date of birth | 27/06/1999 |
| Nationality | BEL |

| | |
|---------------|------------|
| Position | Forward |
| Date of birth | 10/03/2000 |
| Nationality | ITA |

Jog 78% - Run 19% - Sprint 3% Km 10.780

8.345 2.038 0.332

Mvp Stats

| | |
|--------------------------------|------|
| Minutes Played | 98 |
| Goals | 1 |
| Scoring Chances | 1 |
| Attempts | 1 |
| Attempts on target | 1(1) |
| Assists | 0 |
| Balls Played | 52 |
| Passes Completed | 30 |
| Passes Completed/Attempted (%) | 76 |
| Key Passes | 3 |
| Gained Possessions | 3 |
| Fouls Suffered | 3 |

Jog 83% - Run 17% - Sprint 0% Km 8.205

6.763 1.380 0.029

Mvp Stats

| | |
|--------------------------------|------|
| Minutes Played | 75 |
| Goals | 1 |
| Scoring Chances | 1 |
| Attempts | 5 |
| Attempts on target | 4(1) |
| Assists | 0 |
| Balls Played | 20 |
| Passes Completed | 8 |
| Passes Completed/Attempted (%) | 72 |
| Key Passes | 0 |
| Gained Possessions | 2 |
| Fouls Suffered | 2 |

The above statistics are considered final 24 hours after the end of the match.

The disciplinary sanctions are unofficial, as they come from real-time tracking during the match. They will become official following approval by the relevant bodies.

In the case of uncertainty over the identity of a goalscorer, Lega Serie A will confirm this the day after each round of matches is completed.

The official data providers are Kama, Hawk-Eye, Math and Sport.