

MATCH REPORT



Matchday 35
SERIE A CHAMPIONSHIP 2025-2026



ROMA



FIorentINA

Roma 04/05/2026
OLIMPICO 20:45

Roma 04/05/2026 OLIMPICO 20:45

ROMA

4-0

FIorentina



LINE-UPS

ROMA

99	SVILAR (GK)	
23	MANCINI	
5	NDICKA	
22	HERMOSO	
19	ÇELIK	
4	CRISTANTE	
17	M. KONÉ	
43	WESLEY	
18	SOULÉ	
61	PISILLI	
14	MALEN	



Bench

70	DE MARZI (GK)	
95	GOLLINI (GK)	
2	RENSCH	
3	ANGELIÑO	
12	TSIMIKAS	
20	VENTURINO	
21	DYBALA	
24	ZIÓŁKOWSKI	
78	VAZ	
87	GHILARDI	
92	EL SHAARAWY	

Head Coach: **GIAN PIERO GASPERINI**

Referee: **LUCA ZUFFERLI**
Assistent referee: **LUIGI ROSSI**
Assistent referee: **MARCO CECCON**

FIorentina

(GK) DE GEA	43
DODÔ	2
PONGRAČIĆ	5
RANIERI	6
GOSENS	21
BRESCIANINI	4
FAGIOLI	44
NDOUR	27
HARRISON	17
GUÐMUNDSSON	10
SOLOMON	19



Bench

(GK) LEZZERINI	1
(GK) CHRISTENSEN	53
RUGANI	3
MANDRAGORA	8
COMUZZO	15
FAZZINI	22
KOUADIO	60
BRASCHI	61
PARISI	65
PIRRO'	72
FABBIANI	80

Head Coach: **PAOLO VANOLI**

Fourth official: **ANTONIO RAPUANO**
V.A.R.: **ALEANDRO DI PAOLO**
A.V.A.R.: **MARCO DI BELLO**

Roma 04/05/2026 OLIMPICO 20:45



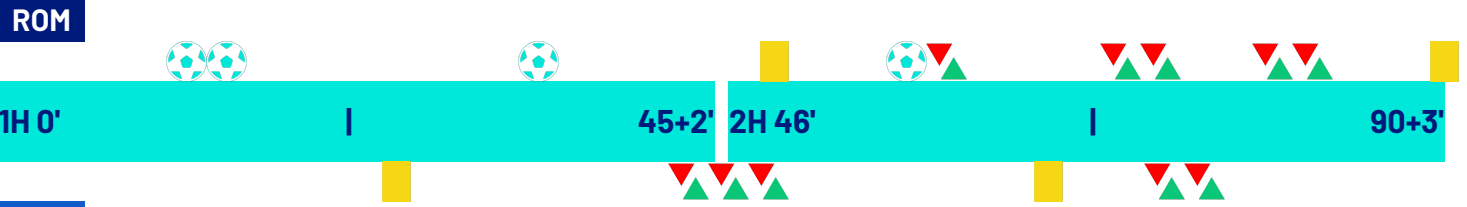
ROMA

4-0

FIorentina



MATCH EVENTS



ROMA **FIorentina**

4 **0**

GIANLUCA MANCINI	13'				
(NICCOLÒ PISILLI)	13'				
WESLEY FRANÇA	17'				
(MARIO HERMOSO)	17'				
				25'	MARIN PONGRAČIĆ
MARIO HERMOSO	34'				
(MANU KONÉ)	34'				
				45'	FABIANO PARISI JACK HARRISON
				45'	PIETRO COMUZZO MARIN PONGRAČIĆ
				45'	RICCARDO BRASCHI ALBERT GUÐMUNDSSON
MARIO HERMOSO	48'				
NICCOLÒ PISILLI	58'				
(DONYELL MALEN)	58'				
STEPHAN EL SHAARAWY MANU KONÉ	63'				
				66'	FABIANO PARISI
PAULO DYBALA MATÍAS SOULÉ	72'				
DANIELE GHILARDI GIANLUCA MANCINI	72'				
				75'	JACOPO FAZZINI NICOLÒ FAGIOLI
				75'	GIOVANNI FABBIAN MARCO BRESCIANINI
ROBINIO VAZ DONYELL MALEN	82'				
JAN ZIÓŁKOWSKI MARIO HERMOSO	83'				
STEPHAN EL SHAARAWY	90+2'				

Legend:

Goals
 Own goal

Penalty
 Assist

Yellow Card
 Substitution

Red Card

Double Yellow Card

Roma 04/05/2026 OLIMPICO 20:45



ROMA

4-0

FIORENTINA



GAME TIME

93'35"

Effective
played time:
64%

1st Half - 2nd Half
30'51" - 28'36"

59'27"

BALL POSSESSION

ROMA

FIORENTINA

QUARTERS BALL POSSESSION

1H	0'-15'	2H	46'-60'
55.03%	44.97%	41.67%	58.33%
	16'-30'		61'-75'
79.25%	20.75%	66.67%	33.33%
	31'-46'		76'-93'
52%	48%	64.29%	35.71%

TEAM STATS

	ROM	FIO
Attempts	14	4
Attempts on target	7	1
Attempts on target from penalty box	11	3
Post		1
Bar	2	
Attempts off target	3	1
Blocked Shots	4	1
Scoring Chances	2	
Key Passes	10	3
Assists	4	
Fouls Committed	12	10
Corners	4	5
Offsides	1	
Cross Completed/Total	6/10	1/17
Dribbling	4	6
Passes Completed	554	330
Passes Completed/Attempted (%)	89	83
Passes Final Third	117	65
Balls played forward	221	139
Long Passes	32	27
Saves	1	3
Gained Possessions	46	41

Roma 04/05/2026 OLIMPICO 20:45

ROMA

4-0

FIorentina



PLAYER STATS

ROMA		M	GC	OG	S	AS	CL	LB	FYC	SYC	RC								
99	SVILAR	94'			1		3	14											
ROMA		M	G	OG	A	AT	HW	SC	FS	BP	AS	KP	P	P(%)	PA	R	FYC	SYC	RC
23	MANCINI	73'	1		1	1		1	1	51			38	88	12	2			
5	NDICKA	94'			1					80			58	96	3	12			
22	HERMOSO	84'	1		2	1		1		71	1	1	51	89	18	4	1		
19	ÇELIK	94'			1				1	68			50	94	30	6			
4	CRISTANTE	94'								69			46	80	20	6			
17	M. KONÉ	65'							3	54	1	1	40	86	17	1			
43	WESLEY	94'	1		1	1			2	66		2	44	88	28	3			
18	SOULÉ	73'							1	48		2	38	90	23	2			
61	PISILLI	94'	1		2	1				97	1	1	75	93	22	5			
14	MALEN	84'			4	2	2		2	22	1	1	12	92	11				
21	DYBALA	22'			1	1				19			14	82	10				
24	ZIÓŁKOWSKI	10'								9			8	100	3	1			
78	VAZ	10'								7			5	83	4				
87	GHILARDI	22'								20			14	82	3	2			
92	EL SHAARAWY	30'			1					23		2	21	100	17	1	1		
FIorentina		M	GC	OG	S	AS	CL	LB	FYC	SYC	RC								
43	DE GEA	94'	4		3			18											
FIorentina		M	G	OG	A	AT	HW	SC	FS	BP	AS	KP	P	P(%)	PA	R	FYC	SYC	RC
2	DODÓ	94'						1	63				40	85	18	4			
5	PONGRAČIĆ	47'							24				14	87	1	1	1		
6	RANIERI	94'							53				40	88	8	4			
21	GOSENS	94'						1	53				28	75	13	9			
4	BRESCIANINI	76'							33				22	81	13	1			
44	FAGIOLI	76'			1			2	51		1		41	91	19	3			
27	NDOUR	94'						1	47				30	85	14	9			
17	HARRISON	47'							26				13	65	9	1			
10	GUBMUNDSSON	47'						1	13				12	100	6				
19	SOLOMON	94'			1	1		1	25		1		16	84	10	1			
15	COMUZZO	48'							23				16	100	3	5			
22	FAZZINI	19'						1	9				4	100	3	1			
61	BRASCHI	48'			1		1		16				5	55	3				
65	PARISI	48'			1				4	21			17	100	14	1	1		
80	FABBIAN	19'							11			1	8	88	5				

Legend

FYC	Yellow Card
OG	Owngoal
BP	Balls Played
SYC	Double Yellow Card
RC	Red Card
G	Goals
GC	Goal Conceded
M	Minutes Played
AS	Assists
FS	Fouls Suffered
A	Attempts
AT	Attempts on target
SC	Scoring Chances
HW	Hit Woodwork
S	Saves
CL	Clearences
LB	Long Ball
P(%)	Passes Completed/Attempted (%)
KP	Key Passes
PA	Balls played forward
P	Passes Completed
R	Gained Possessions

PLAYERS RANKING

Attempts		Attempts on target		Passes Final Third		Scoring Chances	
1	MALEN ROM 4	1	MALEN ROM 2	1	ÇELIK ROM 21	1	MANCINI ROM 1
2	HERMOSO ROM 2	2	MANCINI ROM 1	2	SOULÉ ROM 19	2	HERMOSO ROM 1
3	PISILLI ROM 2	3	SOLOMON FIO 1	3	WESLEY ROM 17		
4	NDICKA ROM 1	4	HERMOSO ROM 1	4	PARISI FIO 12		
5	PARISI FIO 1	5	PISILLI ROM 1	5	EL SHAARAWY ROM 11		
Crosses		Passes Completed		Key Passes		Dribbling	
1	DODÓ FIO 6	1	PISILLI ROM 75	1	SOULÉ ROM 2	1	DODÓ FIO 2
2	HARRISON FIO 4	2	NDICKA ROM 58	2	EL SHAARAWY ROM 2	2	M. KONÉ ROM 2
3	PISILLI ROM 4	3	HERMOSO ROM 51	3	WESLEY ROM 2	3	SOULÉ ROM 2
4	MALEN ROM 2	4	ÇELIK ROM 50	4	MALEN ROM 1	4	PARISI FIO 1
5	WESLEY ROM 2	5	CRISTANTE ROM 46	5	FABBIAN FIO 1	5	SOLOMON FIO 1

Roma 04/05/2026 OLIMPICO 20:45

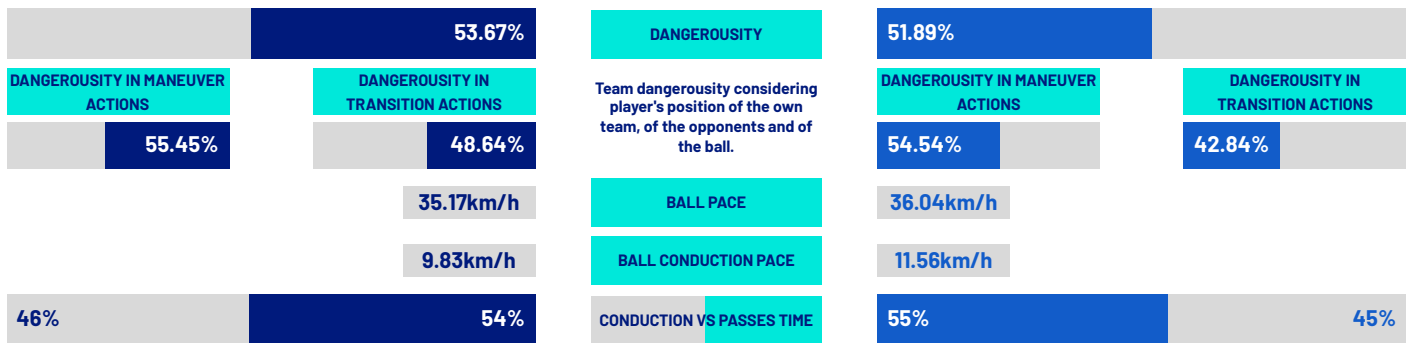
ROMA

4-0

FIORENTINA

COACH

TEAM INDICATORS



RECORDMEN

PASS GAIN

Number of players overtaken by a vertical pass (only successful passes are considered).

It shows how much a player tends to overcome the opponent's pressure lines.

1	87	DANIELE GHILARDI	3.11	1	10	ALBERT GUÐMUNDSSON	5.4
2	43	WESLEY FRANÇA	2.92	2	22	JACOPO FAZZINI	4
3	99	MILE SVILAR	2.6	3	43	DAVID DE GEA	3.67
4	21	PAULO DYBALA	2.58	4	5	MARIN PONGRAČIĆ	3.5
5	17	MANU KONÉ	2.57	5	17	JACK HARRISON	3.33

PASS RISK

Measures the player's propensity to risk the pass (only successful passes are considered).

1	21	PAULO DYBALA	24.73%	1	17	JACK HARRISON	37.5%
2	43	WESLEY FRANÇA	23.33%	2	22	JACOPO FAZZINI	26.75%
3	87	DANIELE GHILARDI	22.17%	3	5	MARIN PONGRAČIĆ	26.64%
4	18	MATÍAS SOULÉ	21.75%	4	6	LUCA RANIERI	25.55%
5	22	MARIO HERMOSO	21.15%	5	2	DODÔ	24.41%

RECEIVED PRESSURE

How much the player with the ball is pressed by the opposite team.

It depends on the speed, running direction and distance from the opponent who is at a shorter distance.

1	78	ROBINIO VAZ	76.82%	1	80	GIOVANNI FABBIAN	70.7%
2	92	STEPHAN EL SHAARAWY	69.36%	2	10	ALBERT GUÐMUNDSSON	69.97%
3	14	DONYELL MALEN	67.08%	3	61	RICCARDO BRASCHI	67.87%
4	4	BRYAN CRISTANTE	61.84%	4	27	CHER NDOUR	64.53%
5	21	PAULO DYBALA	59.99%	5	4	MARCO BRESCIANINI	61.73%

PASS AVAILABILITY

Ability of a player to get away from opponents to receive the ball.

It is computed for all the teammates of the player in possession.

1	87	DANIELE GHILARDI	82.22%	1	6	LUCA RANIERI	78.66%
2	43	WESLEY FRANÇA	79.06%	2	17	JACK HARRISON	77.74%
3	5	EVAN NDICKA	78.3%	3	65	FABIANO PARISI	74.72%
4	19	ZEKI ÇELIK	78.06%	4	5	MARIN PONGRAČIĆ	71.77%
5	24	JAN ZIÓŁKOWSKI	76.11%	5	15	PIETRO COMUZZO	71.69%

Roma 04/05/2026 OLIMPICO 20:45



ROMA

4-0

FIORENTINA



PLAYERS RANKING (ATHLETICS PERFORMANCE)

Jog - Run - Sprint (km)			
1	BRYAN CRISTANTE	Total 12.038	
	9.325	2.566	0.108
2	NICCOLÒ PISILLI	Total 11.445	
	8.422	2.705	0.279
3	MEHMET ZEKI ÇELIK	Total 10.387	
	7.834	2.274	0.224
4	OBITE EVAN NDICKA	Total 10.239	
	8.562	1.464	0.173
5	WESLEY VINÍCIUS FRANÇA LIMA	Total 9.952	
	7.282	2.179	0.430

Jog - Run - Sprint (km)			
1	CHER NDOUR	Total 11.055	
	8.221	2.607	0.173
2	ROBIN EVERARDUS GOSENS	Total 10.936	
	8.244	2.511	0.152
3	MANOR SOLOMON	Total 10.713	
	7.966	2.505	0.180
4	DOMILSON CORDEIRO DOS SANTO	Total 10.249	
	7.752	2.050	0.394
5	NICOLÒ FAGIOLI	Total 9.539	
	7.223	2.154	0.111

AVG Speed km/h (run)			
1	ZIÓŁKOWSKI	ROM	20.011
2	WESLEY	ROM	19.765
3	GHILARDI	ROM	19.686
4	HERMOSO	ROM	19.642
5	PISILLI	ROM	19.636

AVG Speed km/h (run)			
1	FABBIAN	FIO	19.677
2	FAZZINI	FIO	19.585
3	DODÔ	FIO	19.583
4	BRASCHI	FIO	19.576
5	NDOUR	FIO	19.552

AVG Speed km/h (sprint)			
1	WESLEY	ROM	27.533
2	PISILLI	ROM	27.268
3	VAZ	ROM	27.263
4	NDICKA	ROM	27.184
5	CRISTANTE	ROM	26.996

AVG Speed km/h (sprint)			
1	PONGRAČIĆ	FIO	28.123
2	FAZZINI	FIO	27.706
3	RANIERI	FIO	27.675
4	DODÔ	FIO	27.630
5	COMUZZO	FIO	27.376

TEAM STATS (ATHLETICS PERFORMANCE)

Distance Covered (km) 108.667

Distance Covered (km) 109.575

Jog - Run - Sprint (km)		
85.209	20.833	1.954

Jog - Run - Sprint (km)		
84.834	22.290	1.754

Fitness data displayed in the report are the ones collected in real time and could be different to the post-processed ones, delivered to the coaching staff

Jog:	0-7 km/h	Run:	7.1-15 km/h	Sprint:	15.1+ km/h	Jog + Run + Sprint:	Distance covered
TOP Sprinter:	Top five players per team						

Roma 04/05/2026 OLIMPICO 20:45



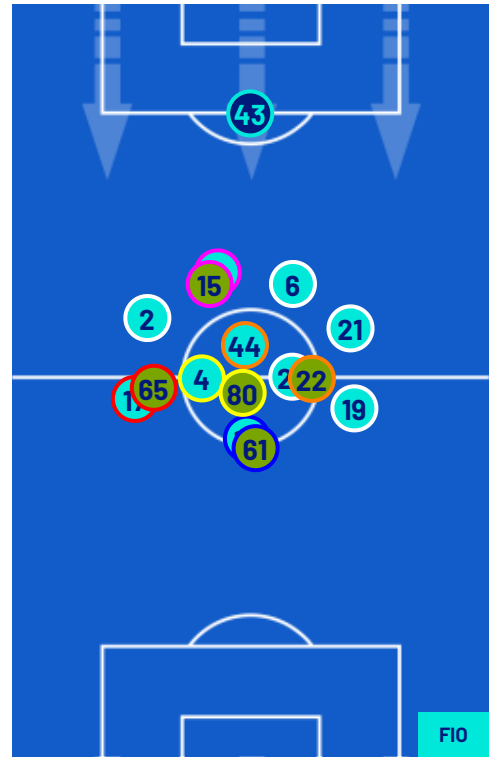
ROMA

4-0

FIORENTINA



PLAYERS AVERAGE POSITIONS



- Legend:
- | | | | | |
|------------------|-------------|--------------|-----------------------------|---|
| 1st Substitution | ● Player In | ○ Player Out | ■ Player In Substitution Of | ● |
| 2nd Substitution | ● Player In | ○ Player Out | ■ Player In Substitution Of | ● |
| 3rd Substitution | ● Player In | ○ Player Out | ■ Player In Substitution Of | ● |
| 4th Substitution | ● Player In | ○ Player Out | ■ Player In Substitution Of | ● |
| 5th Substitution | ● Player In | ○ Player Out | ■ Player In Substitution Of | ● |

Roma 04/05/2026 OLIMPICO 20:45



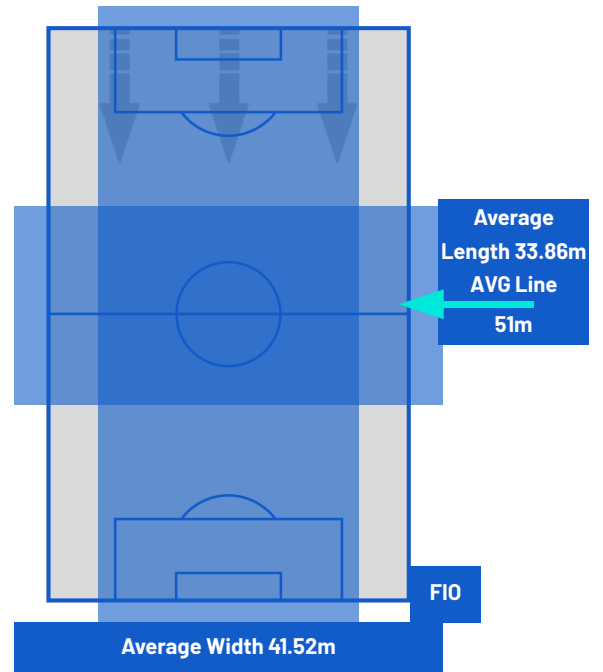
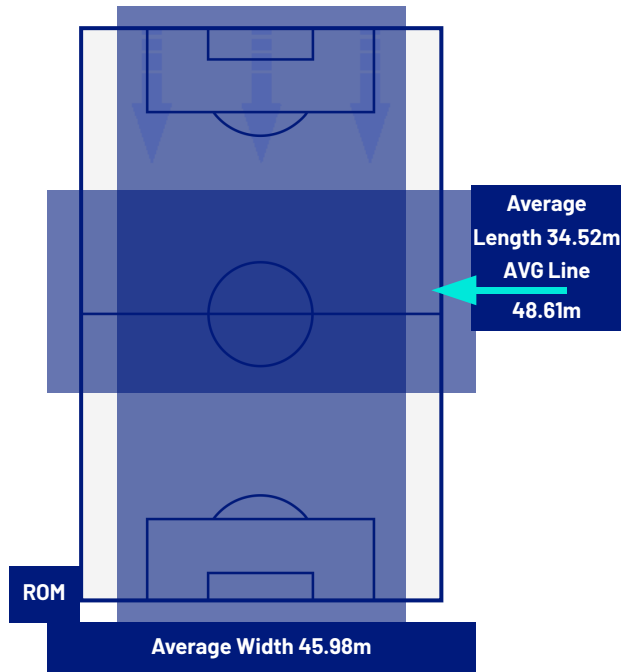
ROMA

4-0

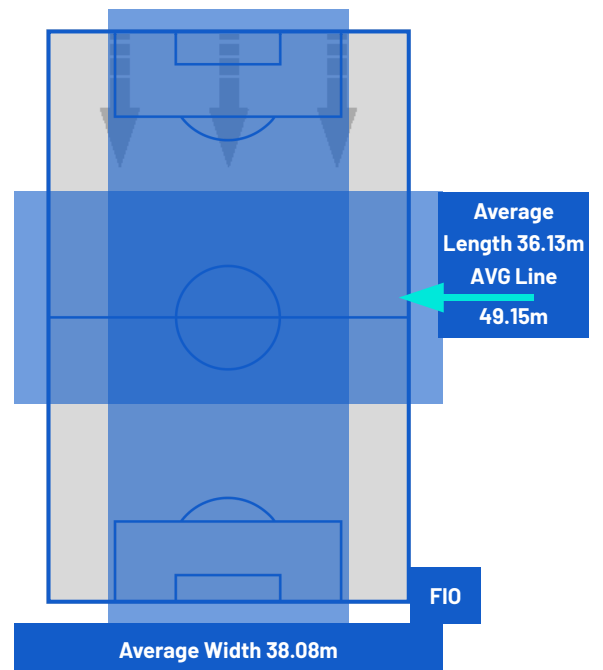
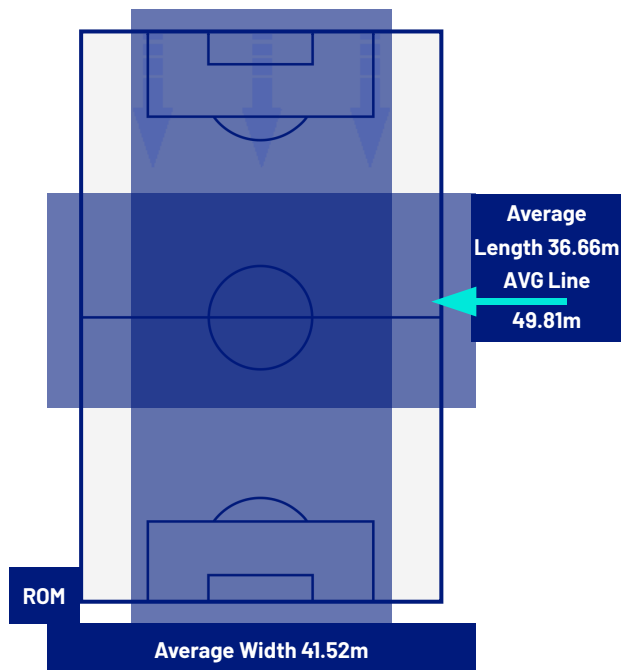
FIORENTINA



TEAM'S DEFENSE POSITION 1ST HALF



TEAM'S DEFENSE POSITION 2ND HALF



Roma 04/05/2026 OLIMPICO 20:45



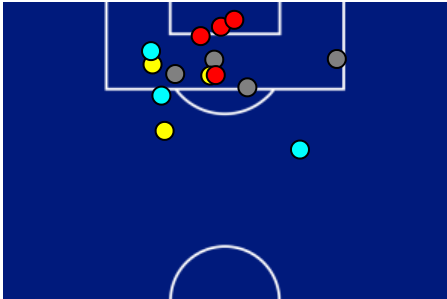
ROMA

4-0

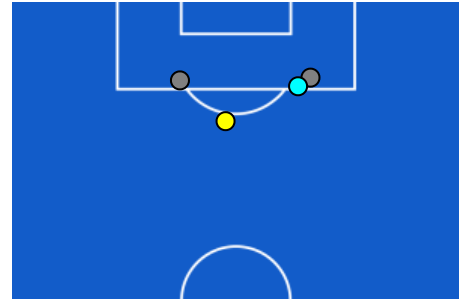
FIORENTINA



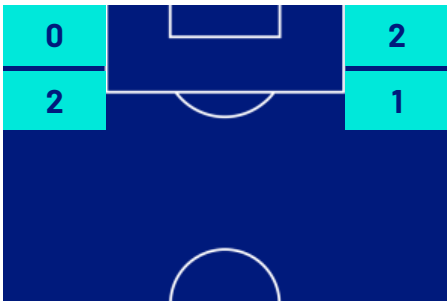
ATTEMPTS MAP



4	Goals	0
7	On target	1
3	Off target	1
4	Blocked	1



OPEN PLAY CROSSES MAP



6	Crosses completed	1
10	Total crosses	17
60	Accuracy (%)	6



842	Total Balls Played	600
333	DEFENSIVE	221
325	MIDFIELD	235
184	ATTACK ZONE	144

Roma 04/05/2026 OLIMPICO 20:45



ROMA

4-0

FIORENTINA



KEY PLAYERS



NICCOLÒ PISILLI

61

Position	Midfielder
Date of birth	23/09/2004
Nationality	ITA



NICCOLÒ FAGIOLI

44

Position	Midfielder
Date of birth	12/02/2001
Nationality	ITA

Jog 74% - Run 24% - Sprint 2% Km 11.445

8.422 2.705 0.279

Mvp Stats

Minutes Played	94
Goals	1
Scoring Chances	0
Attempts	2
Attempts on target	1(1)
Assists	1
Balls Played	97
Passes Completed	75
Passes Completed/Attempted (%)	93
Key Passes	1
Gained Possessions	5
Fouls Suffered	0

Jog 76% - Run 23% - Sprint 1% Km 9.539

7.223 2.154 0.111

Mvp Stats

Minutes Played	76
Goals	0
Scoring Chances	0
Attempts	1
Attempts on target	0(0)
Assists	0
Balls Played	51
Passes Completed	41
Passes Completed/Attempted (%)	91
Key Passes	1
Gained Possessions	3
Fouls Suffered	2

The above statistics are considered final 24 hours after the end of the match.

The disciplinary sanctions are unofficial, as they come from real-time tracking during the match. They will become official following approval by the relevant bodies.

In the case of uncertainty over the identity of a goalscorer, Lega Serie A will confirm this the day after each round of matches is completed.

The official data providers are Kama, Hawk-Eye, Math and Sport.