MATCH REPORT

Matchday 9

SERIE A CHAMPIONSHIP 2026-2027

ROMA

CAGLIARI

Roma 27/10/2026

OLIMPICO 20:45

MATCH REPORT

Roma 27/10/2026 OLIMPICO 20:45

ROMA	4-2	CAGLIARI

LINE-UPS

ROMA

95	GOLLINI (GK)	
23	MANCINI	
5	NDICKA	
3	KOULIERAKIS	
77	LULLI	⚽
4	CRISTANTE	
15	DE ROON	
61	PISILLI	⚽
20	MOLINA	👟
18	SOULÉ	
9	CASTRO	

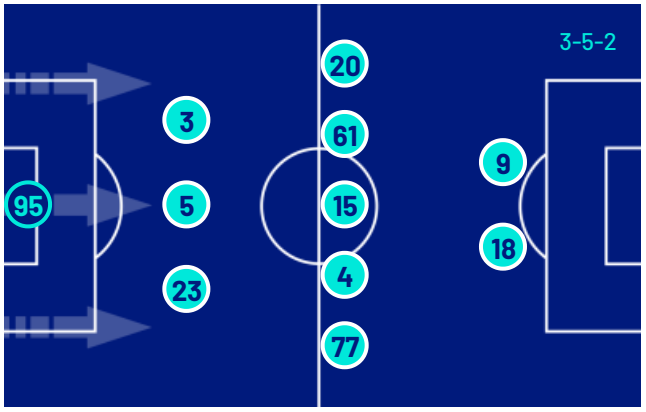

Bench

32	D. VÁSQUEZ (GK)
70	DE MARZI (GK)
2	RENSCH
14	MALEN ⚽
22	HERMOSO
26	BALERDI
43	WESLEY
63	DI NUNZIO
78	CAMARA
86	RODRIGO MORA ⚽
87	GHILARDI 👟

CAGLIARI

	(GK) CAPRILE	1
	ZÉ PEDRO	2
	MINA	26
🟨	J. RODRÍGUEZ	15
	SUGAWARA	28
	A. ROMANO	4
	DEIOLA	14
	ADOPO	8
👟	OBERT	33
	FADERA	39
R	NZOLA	18

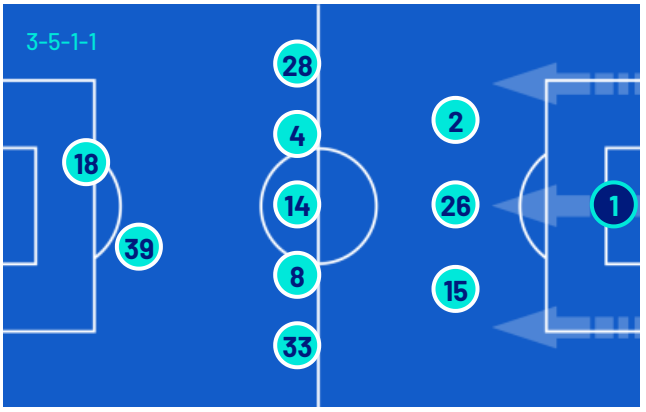

Bench

	(GK) SHERRI 12
	(GK) RADUNOVIĆ 23
	KEVIN CARLOS 9
	FAZZINI 10
	TREPY 19
	CIERVO 20
	GAGLIARDINI 21
	KOFLER 22
	AURELIO 24
	LITETA 27
	MENDY 31
	SULEV 32
⚽	MALDINI 70
	MASSOLIN 79

Head Coach: **GIAN PIERO GASPERINI**

Assistant Coach: **GIACOMO MURELLI**

Referee:	ERMANNO FELICIANI	Fourth official:	MAURIZIO MARIANI
Assistent referee:	ANDREA ZINGARELLI	V.A.R.:	DAVIDE GHERSINI
Assistent referee:	FEDERICO FONTANI	A.V.A.R.:	GIACOMO CAMPLONE

MATCH REPORT

Roma 27/10/2026 OLIMPICO 20:45

ROMA	4-2	CAGLIARI

MATCH EVENTS

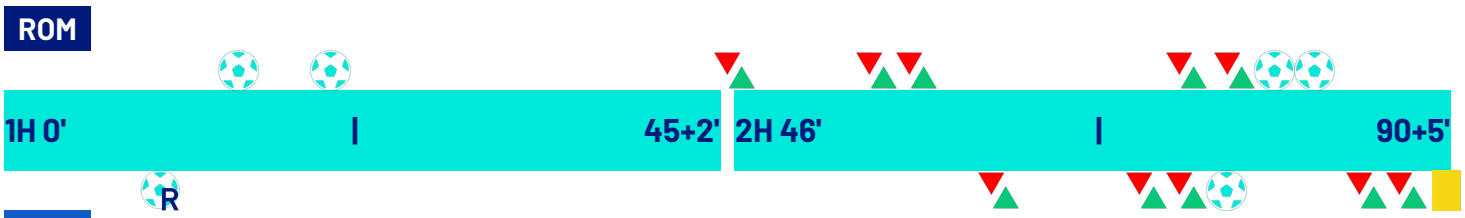

ROMA			CAGLIARI
4			2
		10' (R)	M'BALA NZOLA
EMANUELE LULLI	15'		
(NAHUEL MOLINA)	15'		
NICCOLÒ PISILLI	21'		
(EMANUELE LULLI)	21'		
WESLEY | NAHUEL MOLINA	45'		
RODRIGO MORA | MARTEN DE ROON	56'		
DONYELL MALEN | SANTIAGO CASTRO	56'		
		63'	PAUL MENDY | M'BALA NZOLA
		76'	DANIEL MALDINI | ALIEU FADERA
		76'	JOSEPH LITETA | ALESSANDRO DEIOLA
DEVYNE RENSCH | EMANUELE LULLI	76'		
		81'	DANIEL MALDINI
		81'	(ADAM OBERT)
DANIELE GHILARDI | GIANLUCA MANCINI	82'		
RODRIGO MORA	85'		
(DANIELE GHILARDI)	85'		
DONYELL MALEN	87'		
		90+1'	YAEL TREPY | YUKINARI SUGAWARA
		90+1'	YANIS MASSOLIN | MICHEL ADOPO
		90+4'	JUAN RODRÍGUEZ

Legend:
Goals · Penalty · Yellow Card · Red Card · Double Yellow Card
Owngoal · Assist · Substitution

MATCH REPORT

Roma 27/10/2026 OLIMPICO 20:45

ROMA	4-2	CAGLIARI

GAME TIME

95'49''

Effective played time: 62%

59'52''

1st Half - 2nd Half
29'16" - 30'36"

BALL POSSESSION

ROMA CAGLIARI

QUARTERS BALL POSSESSION

1H	0'-15'	2H	46'-60'
59.17%	40.83%	60.87%	39.13%
	16'-30'		61'-75'
61.8%	38.2%	55.75%	44.25%
	31'-46'		76'-95'
59.46%	40.54%	57%	43%

TEAM STATS

	ROM	CAG
Attempts	20	18
Attempts on target	8	9
Attempts on target from penalty box	13	11
Post		
Bar		
Attempts off target	5	4
Blocked Shots	7	4
Scoring Chances	4	3
Key Passes	13	14
Assists	3	1
Fouls Committed	8	8
Corners	7	8
Offsides	2	3
Cross Completed/Total	6/23	5/19
Dribblings	10	6
Passes Completed	542	340
Passes Completed/Attempted (%)	88	81
Passes Final Third	116	41
Balls played forward	250	97
Long Passes	36	24
Saves	7	4
Gained Possessions	35	36

MATCH REPORT

Roma 27/10/2026 OLIMPICO 20:45

ROMA 4-2 CAGLIARI

PLAYER STATS

ROMA		M	GC	OG	S	AS	CL	LB	FYC	SYC	RC
95	GOLLINI	96'	2		7		1	7			

		M	G	OG	A	AT	HW	SC	FS	BP	AS	KP	P	P(%)	PA	R	FYC	SYC	RC
23	MANCINI	83'			1	1			1	57			38	86	17	4			
5	NDICKA	96'							2	75			55	98	5	16			
3	KOULIERAKIS	96'			2					96			71	92	26	4			
77	LULLI	77'	1		2	1			1	53	1	2	22	66	12	2			
4	CRISTANTE	96'			2					107			78	88	39	2			
15	DE ROON	57'							1	55			41	82	15				
61	PISILLI	96'	1		2	1				70		1	48	85	28				
20	MOLINA	47'			1					37	1	3	22	78	13	1			
18	SOULÉ	96'			3	2				67		2	50	92	36	1			
9	CASTRO	57'			2	1		1		18			13	86	10				
2	RENSCH	19'								12			10	100	8				
14	MALEN	40'	1		4	1		3	1	16		1	10	90	8				
43	WESLEY	50'								37			27	93	15	3			
86	RODRIGO MORA	40'	1		1	1				25		3	18	90	16				
87	GHILARDI	13'								10	1	1	4	100	2				

CAGLIARI		M	GC	OG	S	AS	CL	LB	FYC	SYC	RC
1	CAPRILE	96'	4		5		1	21			

		M	G	OG	A	AT	HW	SC	FS	BP	AS	KP	P	P(%)	PA	R	FYC	SYC	RC
2	ZÉ PEDRO	96'								51			32	86	2	7			
26	MINA	96'							1	50			28	87	4	7			
15	J. RODRÍGUEZ	96'			1	1				69			45	91	3	4	1		
28	SUGAWARA	92'			1				1	37			21	77	8	3			
4	A. ROMANO	96'			1				1	66		1	41	87	14	4			
14	DEIOLA	77'			1	1				38		2	29	93	8	1			
8	ADOPO	92'			4	2		1		45		2	25	73	11	3			
33	OBERT	96'							1	67	1	5	34	68	16	2			
39	FADERA	77'			2	1			3	37		2	18	81	10	3			
18	NZOLA	64'	1		5	1		1		29		1	14	73	7				
19	TREPY	5'			1	1				2									
27	LITETA	20'								11			8	100	4				
31	MENDY	32'			1	1				11			8	88	5				
70	MALDINI	20'	1		1	1		1		16		1	5	71	4	1			
79	MASSOLIN	5'								1			1	100	1				

Legend

FYC	Yellow Card
OG	Owngoal
BP	Balls Played
SYC	Double Yellow Card
RC	Red Card
G	Goals
GC	Goal Conceded
M	Minutes Played
AS	Assists
FS	Fouls Suffered
A	Attempts
AT	Attempts on target
SC	Scoring Chances
HW	Posts
S	Saves
CL	Clearences
LB	Long Ball
P(%)	Passes Completed/Attempted (%)
KP	Key Passes
PA	Balls played forward
P	Passes Completed
R	Gained Possessions

PLAYERS RANKING

Attempts				Attempts on target			
1	NZOLA	CAG	5	1	SOULÉ	ROM	2
2	MALEN	ROM	4	2	ADOPO	CAG	2
3	ADOPO	CAG	4	3	DEIOLA	CAG	1
4	SOULÉ	ROM	3	4	FADERA	CAG	1
5	FADERA	CAG	2	5	MALDINI	CAG	1

Passes Final Third				Scoring Chances			
1	SOULÉ	ROM	24	1	MALEN	ROM	3
2	CRISTANTE	ROM	13	2	MALDINI	CAG	1
3	RODRIGO MORA	ROM	11	3	NZOLA	CAG	1
4	MANCINI	ROM	10	4	ADOPO	CAG	1
5	MOLINA	ROM	10	5	CASTRO	ROM	1

Crosses				Passes Completed			
1	OBERT	CAG	8	1	CRISTANTE	ROM	78
2	SOULÉ	ROM	5	2	KOULIERAKIS	ROM	71
3	LULLI	ROM	4	3	NDICKA	ROM	55
4	MOLINA	ROM	4	4	SOULÉ	ROM	50
5	MALDINI	CAG	3	5	PISILLI	ROM	48

Key Passes				Dribblings			
1	OBERT	CAG	5	1	LULLI	ROM	3
2	MOLINA	ROM	3	2	FADERA	CAG	2
3	RODRIGO MORA	ROM	3	3	MALDINI	CAG	2
4	DEIOLA	CAG	2	4	SOULÉ	ROM	2
5	FADERA	CAG	2	5	GHILARDI	ROM	1

MATCH REPORT

Roma 27/10/2026 OLIMPICO 20:45

ROMA	4-2	CAGLIARI

TEAM INDICATORS

ROMA		CAGLIARI
58.2%	DANGEROUSITY	50.83%
DANGEROUSITY IN MANEUVER ACTIONS: 60.07%	Team dangerousity considering player's position of the own team, of the opponents and of the ball.	DANGEROUSITY IN MANEUVER ACTIONS: 49.93%
DANGEROUSITY IN TRANSITION ACTIONS: 50.06%		DANGEROUSITY IN TRANSITION ACTIONS: 53.07%
29.38km/h	BALL PACE	34.38km/h
11.45km/h	BALL CONDUCTION PACE	10.04km/h
48% / 52%	CONDUCTION VS PASSES TIME	51% / 49%

RECORDMEN

PASS GAIN

Number of players overtaken by a vertical pass (only successful passes are considered).
It shows how much a player tends to overcome the opponent's pressure lines.

		ROMA				CAGLIARI	
1	77	EMANUELE LULLI	3.31	1	1	ELIA CAPRILE	3.88
2	4	BRYAN CRISTANTE	2.95	2	28	YUKINARI SUGAWARA	3.32
3	20	NAHUEL MOLINA	2.85	3	33	ADAM OBERT	3.11
4	87	DANIELE GHILARDI	2.75	4	18	M'BALA NZOLA	2.89
5	18	MATÍAS SOULÉ	2.68	5	2	ZÉ PEDRO	2.83

PASS RISK

Measures the player's propensity to risk the pass (only successful passes are considered).

		ROMA				CAGLIARI	
1	77	EMANUELE LULLI	23.95%	1	79	YANIS MASSOLIN	55%
2	4	BRYAN CRISTANTE	22.35%	2	18	M'BALA NZOLA	39.22%
3	61	NICCOLÒ PISILLI	18.13%	3	28	YUKINARI SUGAWARA	36.39%
4	2	DEVYNE RENSCH	16.67%	4	39	ALIEU FADERA	36.38%
5	15	MARTEN DE ROON	16.27%	5	33	ADAM OBERT	33.4%

RECEIVED PRESSURE

How much the player with the ball is pressed by the opposite team.
It depends on the speed, running direction and distance from the opponent who is at a shorter distance.

		ROMA				CAGLIARI	
1	14	DONYELL MALEN	71.78%	1	19	YAEL TREPY	83.95%
2	9	SANTIAGO CASTRO	70.69%	2	31	PAUL MENDY	70.65%
3	86	RODRIGO MORA	62.26%	3	18	M'BALA NZOLA	66.93%
4	18	MATÍAS SOULÉ	56.72%	4	14	ALESSANDRO DEIOLA	58.1%
5	61	NICCOLÒ PISILLI	49.88%	5	8	MICHEL ADOPO	57.23%

PASS AVAILABILITY

Ability of a player to get away from opponents to receive the ball.
It is computed for all the teammates of the player in possession.

		ROMA				CAGLIARI	
1	5	EVAN NDICKA	84.64%	1	15	JUAN RODRÍGUEZ	81.89%
2	3	KONSTANTINOS KOULIERAKIS	82.47%	2	2	ZÉ PEDRO	80.19%
3	77	EMANUELE LULLI	80.98%	3	33	ADAM OBERT	75.39%
4	20	NAHUEL MOLINA	80.8%	4	26	YERRY MINA	74.87%
5	23	GIANLUCA MANCINI	80.72%	5	79	YANIS MASSOLIN	72.74%

MATCH REPORT

Roma 27/10/2026 OLIMPICO 20:45

ROMA	4-2	CAGLIARI

PLAYERS RANKING (ATHLETICS PERFORMANCE)

Jog - Run - Sprint (km)				
1	NICCOLÒ PISILLI			Total 12.480
	9.107	3.070	0.261	
2	BRYAN CRISTANTE			Total 12.008
	9.500	2.347	0.116	
3	MATÌAS SOULE MALVANO			Total 11.272
	8.534	2.463	0.220	
4	KONSTANTINOS KOULIERAKIS			Total 11.038
	8.538	2.091	0.343	
5	OBITE EVAN NDICKA			Total 10.105
	8.568	1.373	0.107	

Jog - Run - Sprint (km)				
1	ALESSANDRO GIANNI ROMANO			Total 12.250
	9.697	2.441	0.061	
2	ADAM OBERT			Total 11.827
	8.734	2.691	0.341	
3	YUKINARI SUGAWARA			Total 11.764
	8.715	2.763	0.242	
4	NDARY MICHEL ADOPO			Total 11.565
	8.523	2.787	0.206	
5	JOSÉ PEDRO DA SILVA FIGUEIREDO FREITAS			Total 10.472
	8.267	1.928	0.204	

AVG Speed km/h (run)			
1	GHILARDI	ROM	19.959
2	RENSCH	ROM	19.734
3	WESLEY	ROM	19.726
4	KOULIERAKIS	ROM	19.726
5	LULLI	ROM	19.703

AVG Speed km/h (run)			
1	MENDY	CAG	19.679
2	FADERA	CAG	19.653
3	MALDINI	CAG	19.643
4	SUGAWARA	CAG	19.618
5	OBERT	CAG	19.600

AVG Speed km/h (sprint)			
1	GHILARDI	ROM	28.490
2	WESLEY	ROM	28.292
3	RODRIGO MORA	ROM	27.919
4	MOLINA	ROM	27.897
5	DE ROON	ROM	27.807

AVG Speed km/h (sprint)			
1	MASSOLIN	CAG	29.725
2	TREPY	CAG	28.836
3	FADERA	CAG	28.366
4	LITETA	CAG	27.796
5	OBERT	CAG	27.419

TEAM STATS (ATHLETICS PERFORMANCE)

Distance Covered (km)	120.415

Jog - Run - Sprint (km)		
92.198	24.491	3.064

Distance Covered (km)	120.280

Jog - Run - Sprint (km)		
92.878	24.234	2.436

Fitness data displayed in the report are the ones collected in real time and could be different to the post-processed ones, delivered to the coaching staff

Walk + Jog:	0-15 km/h	Run:	15.1-24.9 km/h	Sprint:	25+ km/h	Walk + Jog + Run + Sprint:	Distance covered

TOP Sprinter:	Top five players per team

Roma 27/10/2026 OLIMPICO 20:45

ROMA 4-2 CAGLIARI

PLAYERS AVERAGE POSITIONS

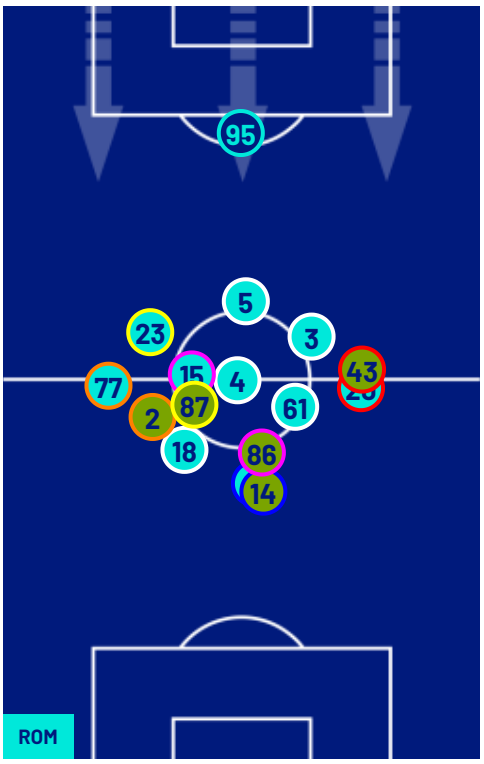

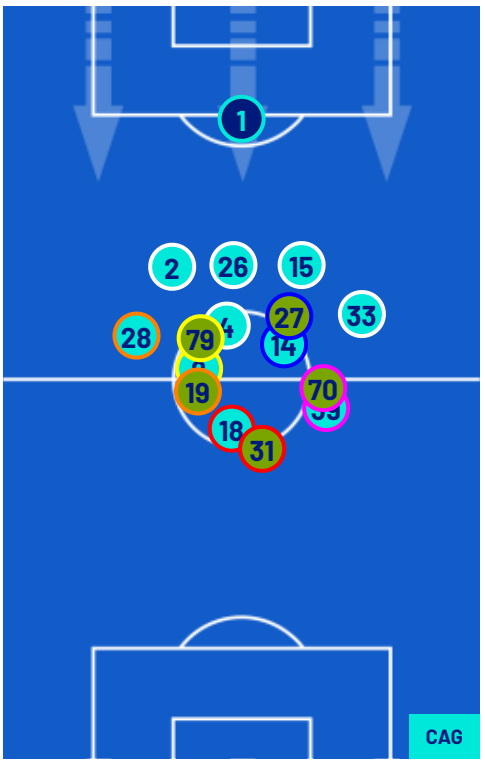

Legend:

1st Substitution	Player In	Player Out			
2nd Substitution	Player In	Player Out	Player In Substitution Of		
3rd Substitution	Player In	Player Out	Player In Substitution Of		
4th Substitution	Player In	Player Out	Player In Substitution Of		
5th Substitution	Player In	Player Out	Player In Substitution Of		

MATCH REPORT

Roma 27/10/2026 OLIMPICO 20:45

ROMA	4-2	CAGLIARI

TEAM'S DEFENSE POSITION 1ST HALF

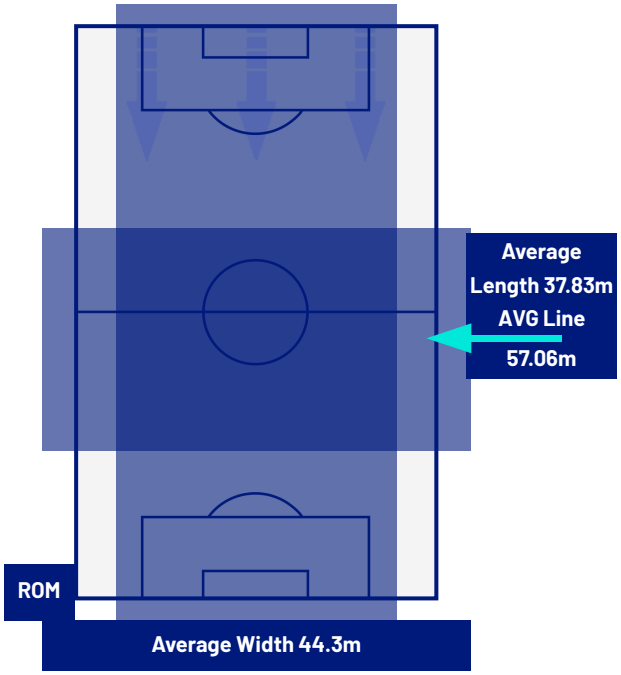

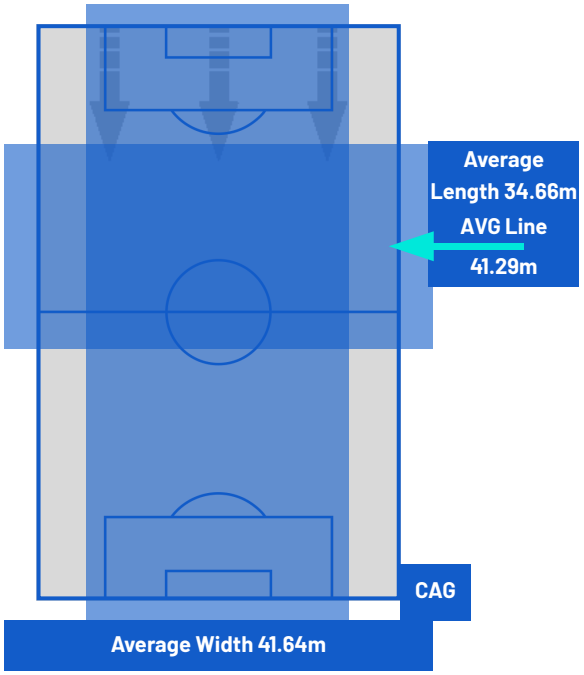

TEAM'S DEFENSE POSITION 2ND HALF

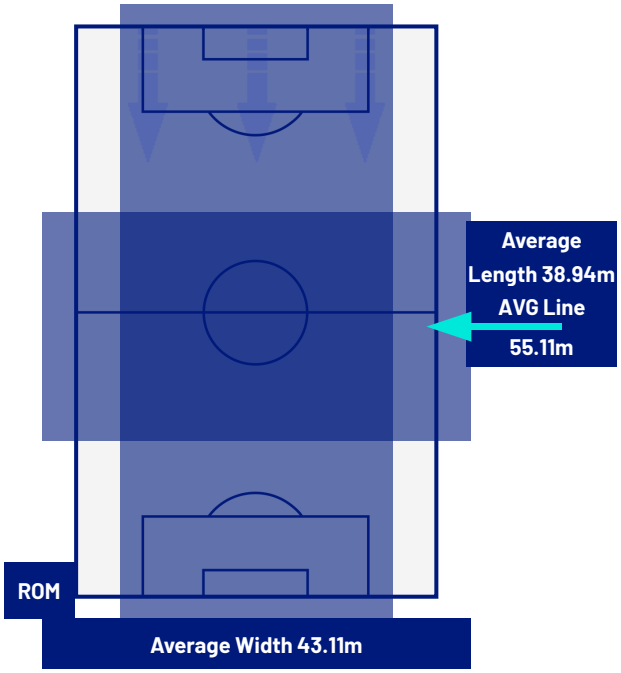

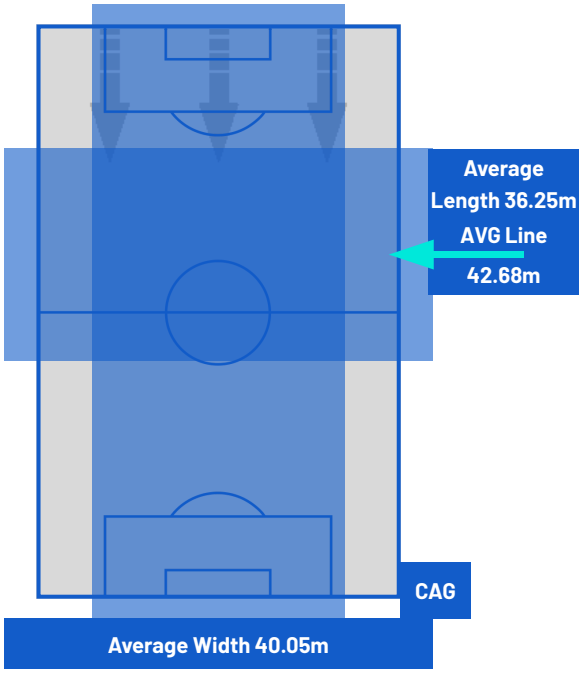

MATCH REPORT

Roma 27/10/2026 OLIMPICO 20:45

ROMA	4-2	CAGLIARI

ATTEMPTS MAP

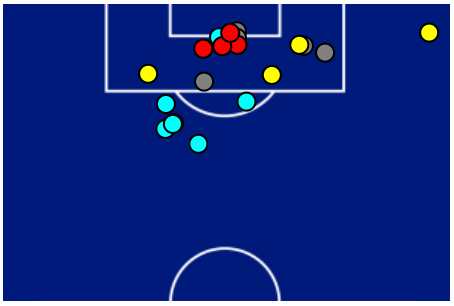

ROMA		CAGLIARI
4	Goals	2
8	On target	9
5	Off target	4
7	Blocked	4

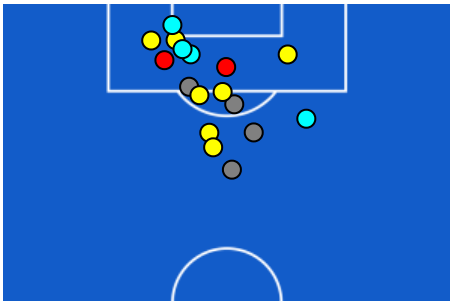

OPEN PLAY CROSSES MAP

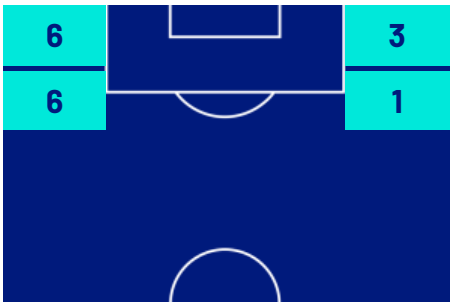

ROMA		CAGLIARI
6	Crosses completed	5
23	Total crosses	19
26	Accuracy (%)	26



866	Total Balls Played	678
205	DEFENSIVE	291
419	MIDFIELD	267
242	ATTACK ZONE	120

MATCH REPORT

Roma 27/10/2026 OLIMPICO 20:45

ROMA	4-2	CAGLIARI

KEY PLAYERS

EMANUELE LULLI	77
Position	Defender
Date of birth	17/08/2007
Nationality	ITA

Jog 72% - Run 25% - Sprint 3% | Km 9.899

7.137	2.424	0.306

Mvp Stats	
Minutes Played	77
Goals	1
Scoring Chances	0
Attempts	2
Attempts on target	1(1)
Assists	1
Balls Played	53
Passes Completed	22
Passes Completed/Attempted (%)	66
Key Passes	2
Gained Possessions	2
Fouls Suffered	1

DANIEL MALDINI	70
Position	Forward
Date of birth	11/10/2001
Nationality	ITA

Jog 75% - Run 23% - Sprint 2% | Km 2.134

1.590	0.476	0.048

Mvp Stats	
Minutes Played	20
Goals	1
Scoring Chances	1
Attempts	1
Attempts on target	1(1)
Assists	0
Balls Played	16
Passes Completed	5
Passes Completed/Attempted (%)	71
Key Passes	1
Gained Possessions	1
Fouls Suffered	0

The above statistics are considered final 24 hours after the end of the match.

The disciplinary sanctions are unofficial, as they come from real-time tracking during the match. They will become official following approval by the relevant bodies.

In the case of uncertainty over the identity of a goalscorer, Lega Serie A will confirm this the day after each round of matches is completed.

The official data providers are Kama, Hawk-Eye, Math and Sport.