

MATCH REPORT



Matchday 30
SERIE A CHAMPIONSHIP 2025-2026



ROMA



LECCE

Roma 22/03/2026
OLIMPICO 18:00

Roma 22/03/2026 OLIMPICO 18:00

ROMA

1-0

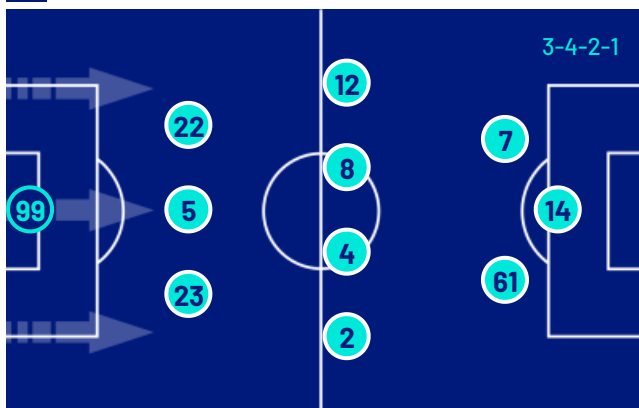
LECCE



LINE-UPS

ROMA

99	SVILAR (GK)
23	MANCINI
5	NDICKA
22	HERMOSO
2	RENSCH
4	CRISTANTE
8	EL AYNAOUI
12	TSIMIKAS
61	PISILLI
7	LO. PELLEGRINI
14	MALEN



Bench

70	DE MARZI (GK)
95	GOLLINI (GK)
3	ANGELIÑO
20	VENTURINO
24	ZIÓŁKOWSKI
68	ARENA
78	VAZ
87	GHILARDI
92	EL SHAARAWY
97	ZARAGOZA

Head Coach: **GIAN PIERO GASPERINI**

Referee: **JUAN LUCA SACCHI**
 Assistant referee: **GIOVANNI BACCINI**
 Assistant referee: **ANDREA ZINGARELLI**

LECCE

(GK) FALCONE	30
DANILO VEIGA	17
SIEBERT	5
TIAGO GABRIEL	44
GALLO	25
RAMADANI	20
NGOM	79
PIEROTTI	50
GANDELMAN	16
BANDA	19
ŠTULIĆ	9



Bench

(GK) FRÜCHTL	1
(GK) SAMOOJA	32
NDABA	3
ÁLEX SALA	6
S. FOFANA	8
N'DRI	11
MATÍAS PÉREZ	13
HELGASON	14
JEAN	18
MARCHWIŃSKI	36
CHEDDIRA	99

Head Coach: **EUSEBIO LUCA DI FRANCESCO**

Fourth official: **LUCA MASSIMI**
 V.A.R.: **DAVIDE GHERSINI**
 A.V.A.R.: **ROSARIO ABISSO**

Roma 22/03/2026 OLIMPICO 18:00



ROMA

1-0

LECCE



MATCH EVENTS

ROM

1H 0' | 45+2' 2H 46' | 90+5'

LEC

ROMA

LECCE

1

0

DANIELE GHILARDI | GIANLUCA MANCINI 46'

ROBINIO VAZ | NEIL EL AYNAOUI 51'

ROBINIO VAZ 57'

(MARIO HERMOSO) 57'

ANTONIO ARENA | DONYELL MALEN 75'

ANGELIÑO | KONSTANTINOS TSIMIKAS 75'

ANGELIÑO 77'

LORENZO VENTURINO | LORENZO PELLEGRINI 80'

NICCOLÒ PISILLI 89'

61' WALID CHEDDIRA | NIKOLA ŠTULIĆ

61' SADIK FOFANA | OMRI GANDELMAN

67' KONAN N'DRI | LAMECK BANDA

81' SANTIAGO PIEROTTI

85' ÞÓRIR HELGASON | SANTIAGO PIEROTTI

85' ÁLEX SALA | YLBER RAMADANI

90' DANILO VEIGA

Legend:





Matchday 30
SERIE A CHAMPIONSHIP 2025-2026

MATCH REPORT

Roma 22/03/2026 OLIMPICO 18:00



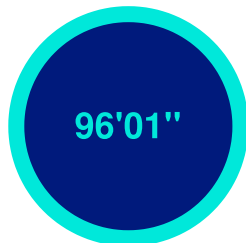
ROMA

1-0

LECCE



GAME TIME



Effective
played time:
57%

1st Half - 2nd Half
28'21" - 26'50"

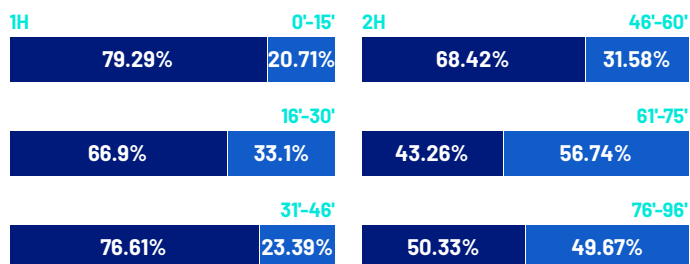


BALL POSSESSION

ROMA

LECCE

QUARTERS BALL POSSESSION



TEAM STATS

	ROM	LEC
Attempts	13	8
Attempts on target	2	3
Attempts on target from penalty box	12	6
Post		
Bar		
Attempts off target	6	4
Blocked Shots	6	1
Scoring Chances		3
Key Passes	12	5
Assists	1	
Fouls Committed	14	17
Corners	10	3
Offsides	5	
Cross Completed/Total	9/27	2/16
Dribbling	6	7
Passes Completed	514	212
Passes Completed/Attempted (%)	85	69
Passes Final Third	119	20
Balls played forward	212	92
Long Passes	44	28
Saves	2	1
Gained Possessions	64	63

Roma 22/03/2026 OLIMPICO 18:00

ROMA

1-0

LECCE



PLAYER STATS

ROMA		M	GC	OG	S	AS	CL	LB	FYC	SYC	RC								
99	SVILAR	97'			2		1	15											
ROMA		M	G	OG	A	AT	HW	SC	FS	BP	AS	KP	P	P(%)	PA	R	FYC	SYC	RC
23	MANCINI	47'							1	40		2	32	94	19	1			
5	NDICKA	97'			1				2	81		1	64	98	9	7			
22	HERMOSO	97'			1				2	111	1	1	77	96	26	9			
2	RENSCH	97'								75		1	58	84	44	4			
4	CRISTANTE	97'			2				1	100		1	64	87	22	9			
8	EL AYNAOUI	53'							3	51			40	90	9	7			
12	TSIMIKAS	76'			1				1	52			26	89	12	8			
61	PISILLI	97'								62			40	74	27	3	1		
7	LO. PELLEGRINI	81'			1	1			1	67		3	33	75	20	3			
14	MALEN	76'			3					19			8	61	7				
3	ANGELIÑO	21'								11		2	8	100	4	2	1		
20	VENTURINO	16'						1	14				4	44	2	2			
68	ARENA	21'			2					5			1	33					
78	VAZ	44'	1		2	1			2	13			4	100	3	1			
87	GHILARDI	50'							1	41		1	21	77	8	5			
LECCE		M	GC	OG	S	AS	CL	LB	FYC	SYC	RC								
30	FALCONE	97'	1		1		2	36											
LECCE		M	G	OG	A	AT	HW	SC	FS	BP	AS	KP	P	P(%)	PA	R	FYC	SYC	RC
17	DANILO VEIGA	97'							3	48		1	21	63	8	6	1		
5	SIEBERT	97'								47			23	79	3	8			
44	TIAGO GABRIEL	97'			1			1		58			23	85	2	6			
25	GALLO	97'								59		1	22	62	15	7			
20	RAMADANI	87'			1				1	50			34	87	18	9			
79	NGOM	97'			1	1			2	56			28	87	14	8			
50	PIEROTTI	87'			1	1		1	2	28			8	66	3	6	1		
16	GANDELMAN	62'								19			4	40	3	1			
19	BANDA	68'							4	22			8	61	7	2			
9	ŠTULIĆ	62'			1					13		1	5	55	5				
6	ÁLEX SALA	10'							1	6			2	100	1				
8	S. FOFANA	35'			1					15		1	9	90	4	1			
11	N'DRI	29'			1	1		1	1	9			4	80	4				
14	HELGASON	10'								6			2	50	1	1			
99	CHEDIRA	35'			1					8		1	5	83	4				

Legend

FYC	Yellow Card
OG	Owngoal
BP	Balls Played
SYC	Double Yellow Card
RC	Red Card
G	Goals
GC	Goal Conceded
M	Minutes Played
AS	Assists
FS	Fouls Suffered
A	Attempts
AT	Attempts on target
SC	Scoring Chances
HW	Hit Woodwork
S	Saves
CL	Clearences
LB	Long Ball
P(%)	Passes Completed/Attempted (%)
KP	Key Passes
PA	Balls played forward
P	Passes Completed
R	Gained Possessions

PLAYERS RANKING

Attempts		Attempts on target		Passes Final Third		Scoring Chances	
1	MALEN ROM 3	1	N'DRI LEC 1	1	RENSCH ROM 31	1	N'DRI LEC 1
2	ARENA ROM 2	2	LO. PELLEGRINI ROM 1	2	PISILLI ROM 16	2	PIEROTTI LEC 1
3	CRISTANTE ROM 2	3	NGOM LEC 1	3	HERMOSO ROM 12	3	TIAGO GABRIEL LEC 1
4	VAZ ROM 2	4	VAZ ROM 1	4	MANCINI ROM 11		
5	NDICKA ROM 1	5	PIEROTTI LEC 1	5	LO. PELLEGRINI ROM 11		
Crosses		Passes Completed		Key Passes		Dribbling	
1	LO. PELLEGRINI ROM 10	1	HERMOSO ROM 77	1	LO. PELLEGRINI ROM 3	1	N'DRI LEC 2
2	GALLO LEC 5	2	CRISTANTE ROM 64	2	ANGELIÑO ROM 2	2	TSIMIKAS ROM 2
3	ANGELIÑO ROM 3	3	NDICKA ROM 64	3	MANCINI ROM 2	3	MALEN ROM 1
4	DANILO VEIGA LEC 3	4	RENSCH ROM 58	4	GALLO LEC 1	4	BANDA LEC 1
5	MANCINI ROM 3	5	EL AYNAOUI ROM 40	5	CRISTANTE ROM 1	5	VENTURINO ROM 1

Roma 22/03/2026 OLIMPICO 18:00



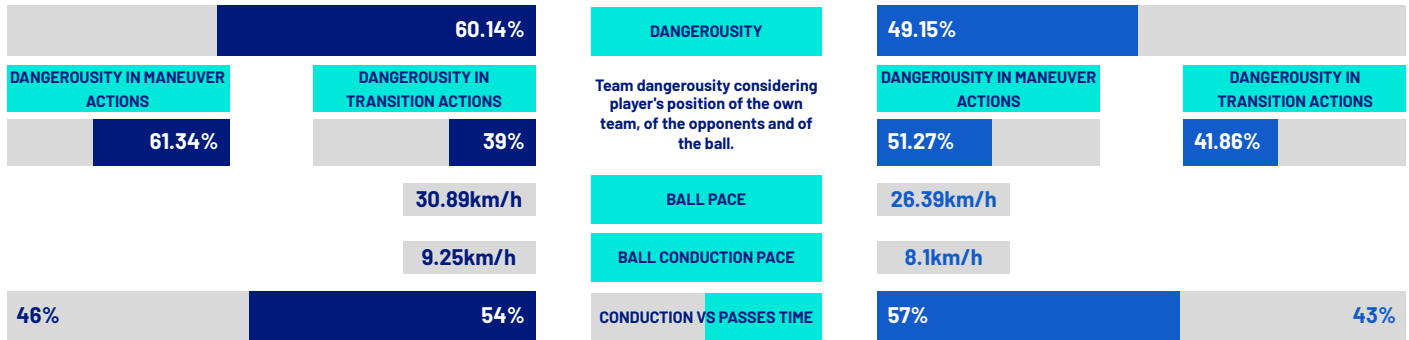
ROMA

1-0

LECCE



TEAM INDICATORS



RECORDMEN

PASS GAIN

Number of players overtaken by a vertical pass (only successful passes are considered).

It shows how much a player tends to overcome the opponent's pressure lines.

1	14	DONYELL MALEN	3.43	1	30	WLADIMIRO FALCONE	4.69
2	4	BRYAN CRISTANTE	3.02	2	25	ANTONINO GALLO	4
3	7	LORENZO PELLEGRINI	2.88	3	17	DANILO VEIGA	3.6
4	2	DEVYNE RENSCH	2.75	4	9	NIKOLA ŠTULIĆ	3
5	23	GIANLUCA MANCINI	2.62	5	5	JAMIL SIEBERT	2.8

PASS RISK

Measures the player's propensity to risk the pass (only successful passes are considered).

1	78	ROBINIO VAZ	100%	1	30	WLADIMIRO FALCONE	78.06%
2	14	DONYELL MALEN	40.67%	2	5	JAMIL SIEBERT	48.88%
3	12	KONSTANTINOS TSIMIKAS	30.29%	3	25	ANTONINO GALLO	39.74%
4	7	LORENZO PELLEGRINI	25.13%	4	16	OMRI GANDELMAN	29.77%
5	22	MARIO HERMOSO	22.41%	5	79	OUMAR JACKY NGOM	28.8%

RECEIVED PRESSURE

How much the player with the ball is pressed by the opposite team.

It depends on the speed, running direction and distance from the opponent who is at a shorter distance.

1	14	DONYELL MALEN	73.56%	1	16	OMRI GANDELMAN	70.38%
2	7	LORENZO PELLEGRINI	66.79%	2	9	NIKOLA ŠTULIĆ	68.62%
3	78	ROBINIO VAZ	66.53%	3	50	SANTIAGO PIEROTTI	57.53%
4	61	NICCOLÒ PISILLI	59.05%	4	20	YLBER RAMADANI	53.71%
5	8	NEIL EL AYNAOUI	53.06%	5	79	OUMAR JACKY NGOM	53.37%

PASS AVAILABILITY

Ability of a player to get away from opponents to receive the ball.

It is computed for all the teammates of the player in possession.

1	12	KONSTANTINOS TSIMIKAS	85.03%	1	44	TIAGO GABRIEL	80.06%
2	87	DANIELE GHILARDI	83.91%	2	17	DANILO VEIGA	75.47%
3	2	DEVYNE RENSCH	83.63%	3	25	ANTONINO GALLO	73.26%
4	5	EVAN NDICKA	81.82%	4	5	JAMIL SIEBERT	72.21%
5	22	MARIO HERMOSO	80.54%	5	20	YLBER RAMADANI	66.91%

Roma 22/03/2026 OLIMPICO 18:00



ROMA

1-0

LECCE



PLAYERS RANKING (ATHLETICS PERFORMANCE)

Jog - Run - Sprint (km)			
1	NICCOLÒ PISILLI		Total 12.131
	8.965	2.875	0.253
2	BRYAN CRISTANTE		Total 11.988
	9.644	2.257	0.048
3	DEVYNE FABIAN JAIRO RENSCH		Total 11.063
	8.344	2.377	0.279
4	OBITE EVAN NDICKA		Total 10.509
	8.971	1.398	0.084
5	MARIO HERMOSO CANSECO		Total 10.354
	8.426	1.675	0.191

Jog - Run - Sprint (km)			
1	OUMAR JACKY NGOM		Total 12.166
	9.193	2.867	0.041
2	YLBER RAMADANI		Total 11.567
	8.735	2.768	0.027
3	DANILO FILIPE DE MELO VEIGA		Total 10.476
	8.103	1.991	0.279
4	ANTONINO GALLO		Total 10.205
	7.902	1.886	0.331
5	JAMIL SIEBERT		Total 10.122
	7.997	1.759	0.271

AVG Speed km/h (run)			
1	VAZ	ROM	19.747
2	MANCINI	ROM	19.670
3	ANGELIÑO	ROM	19.664
4	ARENA	ROM	19.659
5	VENTURINO	ROM	19.602

AVG Speed km/h (run)			
1	GALLO	LEC	19.711
2	S. FOFANA	LEC	19.685
3	CHEDDIRA	LEC	19.643
4	SIEBERT	LEC	19.629
5	PIEROTTI	LEC	19.623

AVG Speed km/h (sprint)			
1	VAZ	ROM	28.160
2	MALEN	ROM	27.937
3	VENTURINO	ROM	27.513
4	ARENA	ROM	27.287
5	GHILARDI	ROM	27.200

AVG Speed km/h (sprint)			
1	HELGASON	LEC	28.562
2	CHEDDIRA	LEC	27.900
3	DANILO VEIGA	LEC	27.621
4	S. FOFANA	LEC	27.390
5	N'DRI	LEC	27.379

TEAM STATS (ATHLETICS PERFORMANCE)

Distance Covered (km) 115.978

Distance Covered (km) 116.149

Jog - Run - Sprint (km)		
90.768	22.024	2.518

Jog - Run - Sprint (km)		
90.314	22.697	2.308

Fitness data displayed in the report are the ones collected in real time and could be different to the post-processed ones, delivered to the coaching staff

Jog:	0-7 km/h	Run:	7.1-15 km/h	Sprint:	15.1+ km/h	Jog + Run + Sprint:	Distance covered
TOP Sprinter:	Top four players per team						

Roma 22/03/2026 OLIMPICO 18:00



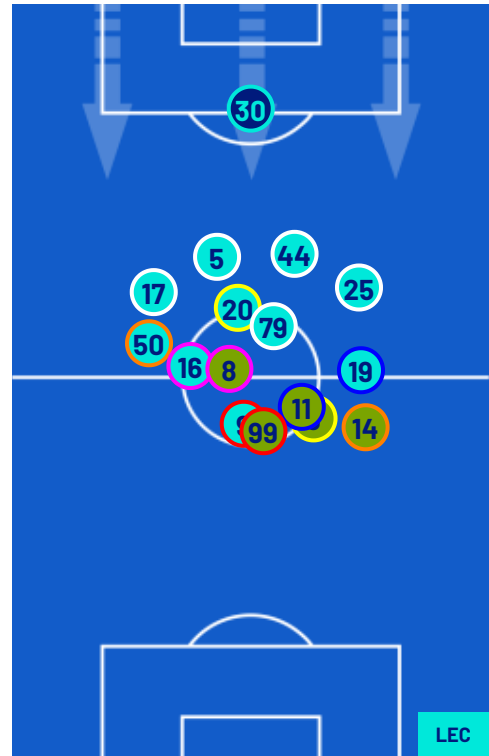
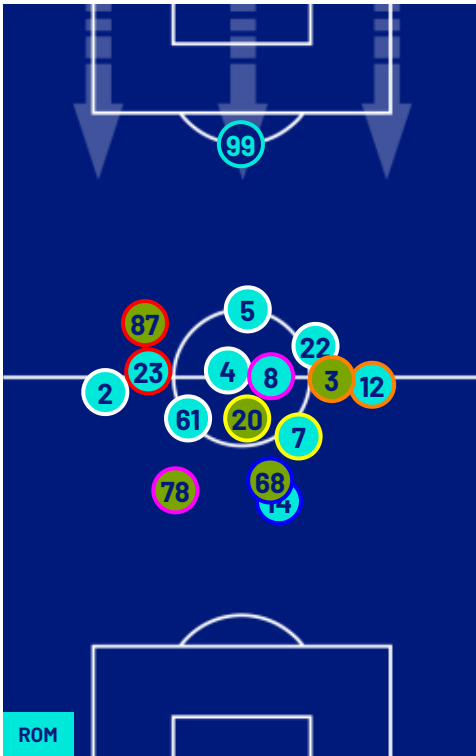
ROMA

1-0

LECCE



PLAYERS AVERAGE POSITIONS



- Legend:
- | | | | | |
|------------------|-----------|------------|---------------------------|-----------|
| 1st Substitution | Player In | Player Out | Player In Substitution Of | Player In |
| 2nd Substitution | Player In | Player Out | Player In Substitution Of | Player In |
| 3rd Substitution | Player In | Player Out | Player In Substitution Of | Player In |
| 4th Substitution | Player In | Player Out | Player In Substitution Of | Player In |
| 5th Substitution | Player In | Player Out | Player In Substitution Of | Player In |

Roma 22/03/2026 OLIMPICO 18:00



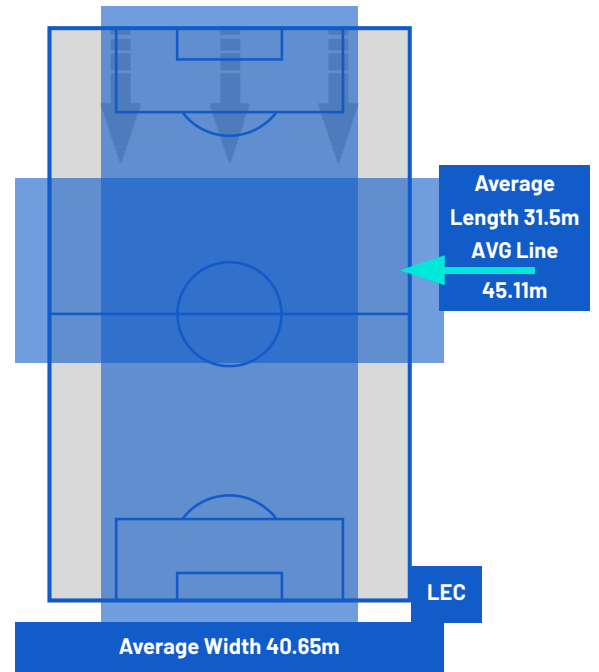
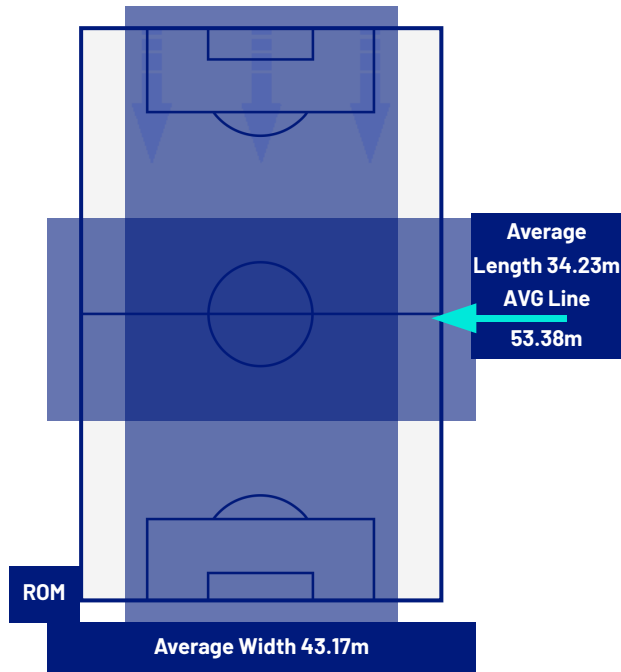
ROMA

1-0

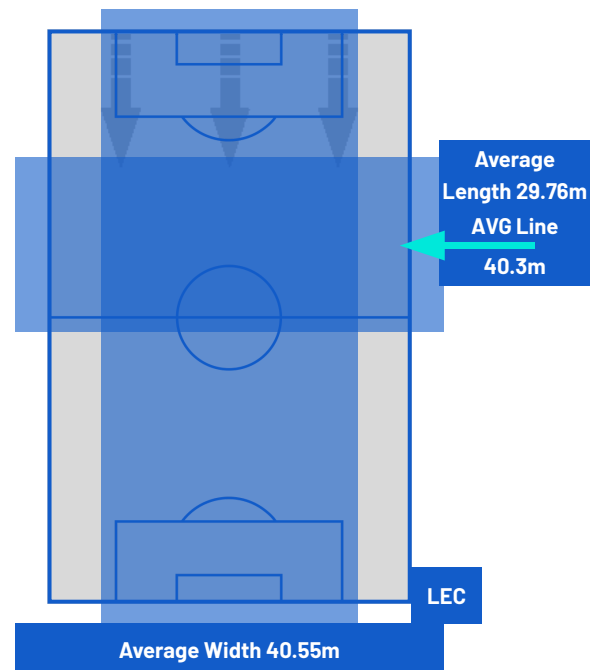
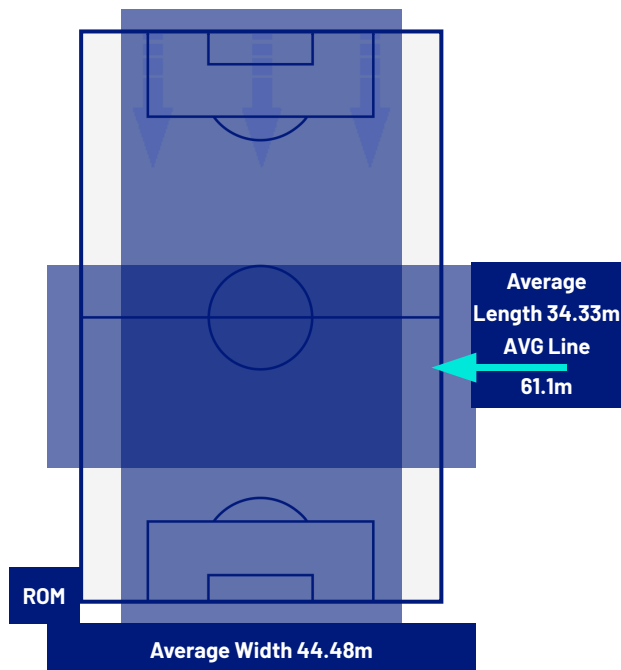
LECCE



TEAM'S DEFENSE POSITION 1ST HALF



TEAM'S DEFENSE POSITION 2ND HALF



Roma 22/03/2026 OLIMPICO 18:00



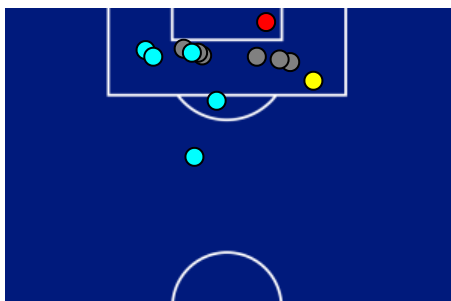
ROMA

1-0

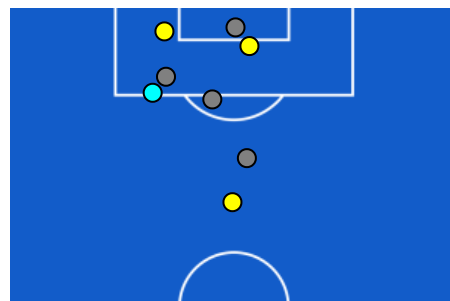
LECCE



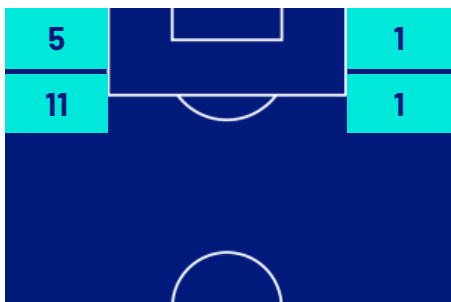
ATTEMPTS MAP



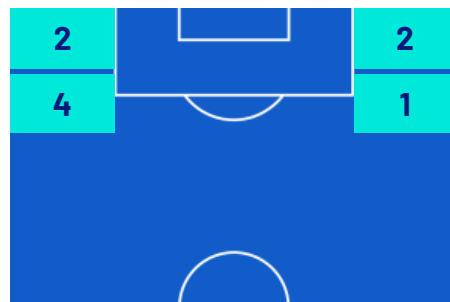
1	Goals	0
2	On target	3
6	Off target	4
6	Blocked	1



OPEN PLAY CROSSES MAP



9	Crosses completed	2
27	Total crosses	16
33	Accuracy (%)	13



902	Total Balls Played	620
279	DEFENSIVE	242
380	MIDFIELD	274
243	ATTACK ZONE	104

Roma 22/03/2026 OLIMPICO 18:00



ROMA

1-0

LECCE



KEY PLAYERS

 MARIO HERMOSO CANSECO	22
Position	Defender
Date of birth	18/06/1995
Nationality	ESP

 TIAGO GABRIEL COELHO OLIVEIRA	44
Position	Defender
Date of birth	26/12/2004
Nationality	POR

Jog 82% - Run 16% - Sprint 2%			Km 10.354
8.426	1.675	0.191	

Jog 84% - Run 14% - Sprint 2%			Km 9.336
7.809	1.231	0.210	

Mvp Stats	
Minutes Played	97
Goals	0
Scoring Chances	0
Attempts	1
Attempts on target	0 (0)
Assists	1
Balls Played	111
Passes Completed	77
Passes Completed/Attempted (%)	96
Key Passes	1
Gained Possessions	9
Fouls Suffered	2

Mvp Stats	
Minutes Played	97
Goals	0
Scoring Chances	1
Attempts	1
Attempts on target	0 (0)
Assists	0
Balls Played	58
Passes Completed	23
Passes Completed/Attempted (%)	85
Key Passes	0
Gained Possessions	6
Fouls Suffered	0

The above statistics are considered final 24 hours after the end of the match.

The disciplinary sanctions are unofficial, as they come from real-time tracking during the match. They will become official following approval by the relevant bodies.

In the case of uncertainty over the identity of a goalscorer, Lega Serie A will confirm this the day after each round of matches is completed.

The official data providers are Kama, Hawk-Eye, Math and Sport.