MATCH REPORT

Matchday 22

SERIE A CHAMPIONSHIP 2025-2026

ROMA | **MILAN**

Roma 25/01/2026

OLIMPICO 20:45

MATCH REPORT

Roma 25/01/2026 OLIMPICO 20:45

ROMA 1-1 MILAN

LINE-UPS

ROMA

99	SVILAR	(GK)
23	MANCINI	
5	NDICKA	
87	GHILARDI	
19	ÇELIK	
17	M. KONÉ	
4	CRISTANTE	
43	WESLEY	
21	DYBALA	
18	SOULÉ	
14	MALEN	

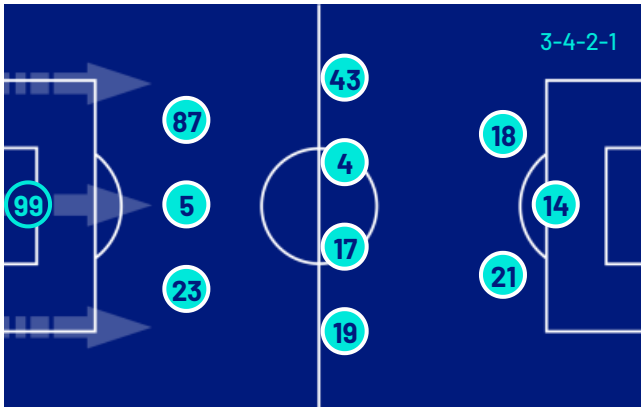

MILAN

	(GK) MAIGNAN	16
	TOMORI	23
	GABBIA	46
	DE WINTER	5
	SAELEMAEKERS	56
	RICCI	4
	MODRIĆ	14
	RABIOT	12
	BARTESAGHI	33
	NKUNKU	18
	RAFAEL LEÃO	10

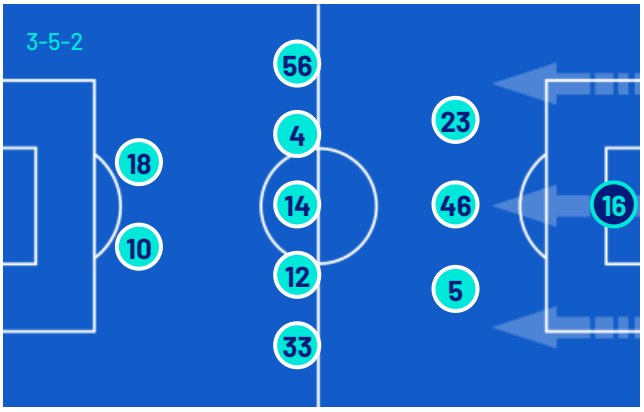

Bench

32	VÁSQUEZ	(GK)
95	GOLLINI	(GK)
7	LO. PELLEGRINI	R
8	EL AYNAOUI	
11	E. FERGUSON	
12	TSIMIKAS	
20	VENTURINO	
24	ZIÓŁKOWSKI	
61	PISILLI	
77	LULLI	
78	VAZ	

Head Coach: GIAN PIERO GASPERINI

Bench

	(GK) P. TERRACCIANO	1
	(GK) TORRIANI	96
	ESTUPIÑÁN	2
	LOFTUS-CHEEK	8
	FÜLLKRUG	9
	PULISIC	11
	Y. FOFANA	19
	ATHEKAME	24
	ODOGU	27
	JASHARI	30
	PAVLOVIĆ	31

Head Coach: MASSIMILIANO ALLEGRI

Referee:	ANDREA COLOMBO	Fourth official:	LUCA ZUFFERLI
Assistent referee:	GIUSEPPE PERROTTI	V.A.R.:	MARCO DI BELLO
Assistent referee:	MARCELLO ROSSI	A.V.A.R.:	ROSARIO ABISSO

MATCH REPORT

Roma 25/01/2026 OLIMPICO 20:45

ROMA 1-1 MILAN

MATCH EVENTS

ROM

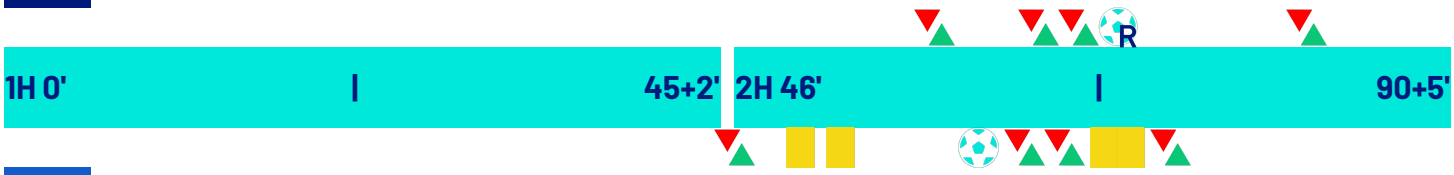

MIL

ROMA			MILAN
1			1
		45'	ZACHARY ATHEKAME | ALEXIS SAELEMAEKERS
		51'	ADRIEN RABIOT
		55'	ZACHARY ATHEKAME
NICCOLÒ PISILLI | MANU KONÉ	59'		
		62'	KONI DE WINTER
		62'	(LUKA MODRIĆ)
		68'	CHRISTIAN PULISIC | CHRISTOPHER NKUNKU
		68'	NICLAS FÜLLKRUG | RAFAEL LEÃO
LORENZO PELLEGRINI | PAULO DYBALA	69'		
ROBINIO VAZ | DONYELL MALEN	69'		
		70'	LUKA MODRIĆ
		74'	MIKE MAIGNAN
LORENZO PELLEGRINI	74'		
		79'	RUBEN LOFTUS-CHEEK | SAMUELE RICCI
LORENZO VENTURINO | MATÍAS SOULÉ	85'		

Legend:

Goals · Penalty · Yellow Card · Red Card · Double Yellow Card
Owngoal · Assist · Substitution

MATCH REPORT

Roma 25/01/2026 OLIMPICO 20:45

ROMA 1-1 **MILAN**

GAME TIME

Effective played time: 64%

1st Half - 2nd Half
34'14" - 26'42"

BALL POSSESSION

ROMA MILAN

QUARTERS BALL POSSESSION

1H	0'-15'	2H	46'-60'
45.33%	54.67%	50.57%	49.43%
	16'-30'		61'-75'
53.8%	46.2%	68.32%	31.68%
	31'-46'		76'-95'
73.3%	26.7%	57.22%	42.78%

TEAM STATS

	ROM	MIL
Attempts	15	5
Attempts on target	7	2
Attempts on target from penalty box	11	4
Post		
Bar		
Attempts off target	3	2
Blocked Shots	5	1
Scoring Chances	3	
Key Passes	12	4
Assists		1
Fouls Committed	15	11
Corners	5	3
Offsides	1	1
Cross Completed/Total	5/32	2/12
Dribbling	13	8
Passes Completed	549	393
Passes Completed/Attempted (%)	90	86
Passes Final Third	232	64
Balls played forward	376	117
Long Passes	49	40
Saves	1	6
Gained Possessions	43	42

MATCH REPORT

Roma 25/01/2026 OLIMPICO 20:45

ROMA 1-1 MILAN

PLAYER STATS

ROMA		M	GC	OG	S	AS	CL	LB	FYC	SYC	RC
99	SVILAR	96'	1		1			9			

		M	G	OG	A	AT	PT	SC	FS	BP	AS	KP	P	P(%)	PA	R	FYC	SYC	RC
23	MANCINI	96'											60	89	44	4			
5	NDICKA	96'							1			2	60	98	17	8			
87	GHILARDI	96'										1	53	89	28	7			
19	ÇELIK	96'			2	1		1	1				52	89	45	4			
17	M. KONÉ	60'			1	1			1			1	34	94	26	3			
4	CRISTANTE	96'			1	1						2	88	94	60	3			
43	WESLEY	96'							1				49	84	40	3			
21	DYBALA	70'							2			4	28	80	26	1			
18	SOULÉ	86'			2							1	46	86	39	3			
14	MALEN	70'			7	3		1					9	90	9				
7	LO. PELLEGRINI	26'	1		1	1		1	1			1	17	85	14	2			
20	VENTURINO	10'											6	100	6				
61	PISILLI	36'			1								22	91	18	1			
78	VAZ	26'							2				4	100	4				

MILAN		M	GC	OG	S	AS	CL	LB	FYC	SYC	RC
16	MAIGNAN	96'	1		6			20	1		

		M	G	OG	A	AT	PT	SC	FS	BP	AS	KP	P	P(%)	PA	R	FYC	SYC	RC
23	TOMORI	96'											45	86	10	3			
46	GABBIA	96'											43	89	4	7			
5	DE WINTER	96'	1		1	1							54	93	9	5			
56	SAELEMAEKERS	47'			1								10	71	4	3			
4	RICCI	81'							2				25	92	9	5			
14	MODRIĆ	96'							3		1	1	52	89	24	4	1		
12	RABIOT	96'			1	1			3			2	31	81	13	7	1		
33	BARTESAGHI	96'			1							1	42	85	19	3			
18	NKUNKU	69'							1				6	100	5				
10	RAFAEL LEÃO	69'							2				22	75	11	1			
8	LOFTUS-CHEEK	16'							1				1	100	1				
9	FÜLLKRUG	27'			1				1				3	75	2	1			
11	PULISIC	27'							1				4	66	2				
24	ATHEKAME	50'							1				13	81	4	3	1		

Legend

FYC	Yellow Card
OG	Owngoal
BP	Balls Played
SYC	Double Yellow Card
RC	Red Card
G	Goals
GC	Goal Conceded
M	Minutes Played
AS	Assists
FS	Fouls Suffered
A	Attempts
AT	Attempts on target
SC	Scoring Chances
PT	Posts
S	Saves
CL	Clearences
LB	Long Ball
P(%)	Passes Completed/Attempted (%)
KP	Key Passes
PA	Balls played forward
P	Passes Completed
R	Gained Possessions

PLAYERS RANKING

Attempts			
1	MALEN	ROM	7
2	SOULÉ	ROM	2
3	ÇELIK	ROM	2
4	RABIOT	MIL	1
5	SAELEMAEKERS	MIL	1

Attempts on target			
1	MALEN	ROM	3
2	RABIOT	MIL	1
3	CRISTANTE	ROM	1
4	DE WINTER	MIL	1
5	LO. PELLEGRINI	ROM	1

Passes Final Third			
1	ÇELIK	ROM	34
2	WESLEY	ROM	29
3	MANCINI	ROM	27
4	CRISTANTE	ROM	26
5	SOULÉ	ROM	26

Scoring Chances			
1	MALEN	ROM	1
2	LO. PELLEGRINI	ROM	1
3	ÇELIK	ROM	1

Crosses			
1	ÇELIK	ROM	10
2	WESLEY	ROM	6
3	BARTESAGHI	MIL	5
4	DYBALA	ROM	5
5	SOULÉ	ROM	4

Passes Completed			
1	CRISTANTE	ROM	88
2	NDICKA	ROM	60
3	MANCINI	ROM	60
4	DE WINTER	MIL	54
5	GHILARDI	ROM	53

Key Passes			
1	DYBALA	ROM	4
2	RABIOT	MIL	2
3	CRISTANTE	ROM	2
4	NDICKA	ROM	2
5	GHILARDI	ROM	1

Dribbling			
1	MALEN	ROM	3
2	M. KONÉ	ROM	3
3	BARTESAGHI	MIL	2
4	SOULÉ	ROM	2
5	WESLEY	ROM	2

MATCH REPORT

Roma 25/01/2026 OLIMPICO 20:45

ROMA 1-1 MILAN

TEAM INDICATORS

61.08%	DANGEROUSITY		47.09%	
DANGEROUSITY IN MANEUVER ACTIONS	DANGEROUSITY IN TRANSITION ACTIONS	Team dangerousity considering player's position of the own team, of the opponents and of the ball.	DANGEROUSITY IN MANEUVER ACTIONS	DANGEROUSITY IN TRANSITION ACTIONS
62.86%	48.5%		48.98%	36.53%
31.1km/h		BALL PACE	29.77km/h	
9.11km/h		BALL CONDUCTION PACE	8.93km/h	
41% 59%		CONDUCTION VS PASSES TIME	59% 41%	

RECORDMEN

PASS GAIN

Number of players overtaken by a vertical pass (only successful passes are considered).
It shows how much a player tends to overcome the opponent's pressure lines.

1	14	DONYELL MALEN	4.5
2	78	ROBINIO VAZ	3.33
3	19	ZEKI ÇELIK	2.68
4	43	WESLEY FRANÇA	2.64
5	21	PAULO DYBALA	2.63

1	9	NICLAS FÜLLKRUG	6.5
2	33	DAVIDE BARTESAGHI	3.96
3	18	CHRISTOPHER NKUNKU	3
4	16	MIKE MAIGNAN	3
5	5	KONI DE WINTER	3

PASS RISK

Measures the player's propensity to risk the pass (only successful passes are considered).

1	43	WESLEY FRANÇA	25.85%
2	7	LORENZO PELLEGRINI	21.67%
3	19	ZEKI ÇELIK	15.96%
4	23	GIANLUCA MANCINI	13.36%
5	4	BRYAN CRISTANTE	12.61%

1	33	DAVIDE BARTESAGHI	40.25%
2	23	FIKAYO TOMORI	26.56%
3	24	ZACHARY ATHEKAME	26.09%
4	9	NICLAS FÜLLKRUG	25.5%
5	18	CHRISTOPHER NKUNKU	25%

RECEIVED PRESSURE

How much the player with the ball is pressed by the opposite team.
It depends on the speed, running direction and distance from the opponent who is at a shorter distance.

1	78	ROBINIO VAZ	81.74%
2	14	DONYELL MALEN	74.58%
3	7	LORENZO PELLEGRINI	61.19%
4	18	MATÍAS SOULÉ	60.53%
5	20	LORENZO VENTURINO	60.41%

1	9	NICLAS FÜLLKRUG	69.25%
2	11	CHRISTIAN PULISIC	68.91%
3	8	RUBEN LOFTUS-CHEEK	64.25%
4	18	CHRISTOPHER NKUNKU	60.5%
5	12	ADRIEN RABIOT	60.23%

PASS AVAILABILITY

Ability of a player to get away from opponents to receive the ball.
It is computed for all the teammates of the player in possession.

1	87	DANIELE GHILARDI	84.32%
2	19	ZEKI ÇELIK	83.01%
3	43	WESLEY FRANÇA	81.07%
4	5	EVAN NDICKA	76.93%
5	23	GIANLUCA MANCINI	76.7%

1	24	ZACHARY ATHEKAME	82.94%
2	5	KONI DE WINTER	82.42%
3	33	DAVIDE BARTESAGHI	81.43%
4	23	FIKAYO TOMORI	81.36%
5	56	ALEXIS SAELEMAEKERS	72.47%

MATCH REPORT

Roma 25/01/2026 OLIMPICO 20:45

ROMA	1-1	MILAN

PLAYERS RANKING (ATHLETICS PERFORMANCE)

	Jog - Run - Sprint (km)			
1	BRYAN CRISTANTE	9.614	2.720	0.143	Total 12.517
2	GIANLUCA MANCINI	8.466	2.208	0.224	Total 10.939
3	WESLEY VINÍCIUS FRANÇA LIMA	7.984	2.195	0.403	Total 10.641
4	DANIELE GHILARDI	8.504	1.840	0.208	Total 10.610
5	MEHMET ZEKI ÇELIK	7.796	2.365	0.325	Total 10.542

	Jog - Run - Sprint (km)			
1	DAVIDE BARTESAGHI	8.375	2.226	0.392	Total 11.067
2	ADRIEN RABIOT	8.139	2.520	0.257	Total 10.975
3	LUKA MODRIĆ	8.805	1.856	0.134	Total 10.850
4	SAMUELE RICCI	7.821	2.683	0.250	Total 10.783
5	KONI DE WINTER	8.415	1.998	0.051	Total 10.534

	AVG Speed km/h (run)		
1	VENTURINO	ROM	19.743
2	WESLEY	ROM	19.666
3	ÇELIK	ROM	19.646
4	LO. PELLEGRINI	ROM	19.635
5	SVILAR	ROM	19.619

	AVG Speed km/h (run)		
1	FÜLLKRUG	MIL	19.738
2	RAFAEL LEÃO	MIL	19.684
3	ATHEKAME	MIL	19.625
4	LOFTUS-CHEEK	MIL	19.584
5	RABIOT	MIL	19.576

	AVG Speed km/h (sprint)		
1	NDICKA	ROM	28.201
2	CRISTANTE	ROM	27.398
3	MALEN	ROM	27.389
4	ÇELIK	ROM	27.199
5	GHILARDI	ROM	27.172

	AVG Speed km/h (sprint)		
1	ATHEKAME	MIL	28.976
2	NKUNKU	MIL	28.091
3	BARTESAGHI	MIL	28.059
4	RICCI	MIL	27.539
5	DE WINTER	MIL	27.108

TEAM STATS (ATHLETICS PERFORMANCE)

Distance Covered (km)	115.135

Jog - Run - Sprint (km)		
89.262	23.070	2.099

Distance Covered (km)	114.178

Jog - Run - Sprint (km)		
89.848	21.712	1.833

Fitness data displayed in the report are the ones collected in real time and could be different to the post-processed ones, delivered to the coaching staff

Jog:	0-7 km/h	Run:	7.1-15 km/h	Sprint:	15.1+ km/h	Jog + Run + Sprint:	Distance covered

TOP Sprinter:	Top four players per team

MATCH REPORT

Roma 25/01/2026 OLIMPICO 20:45

ROMA 1-1 **MILAN**

PLAYERS AVERAGE POSITIONS

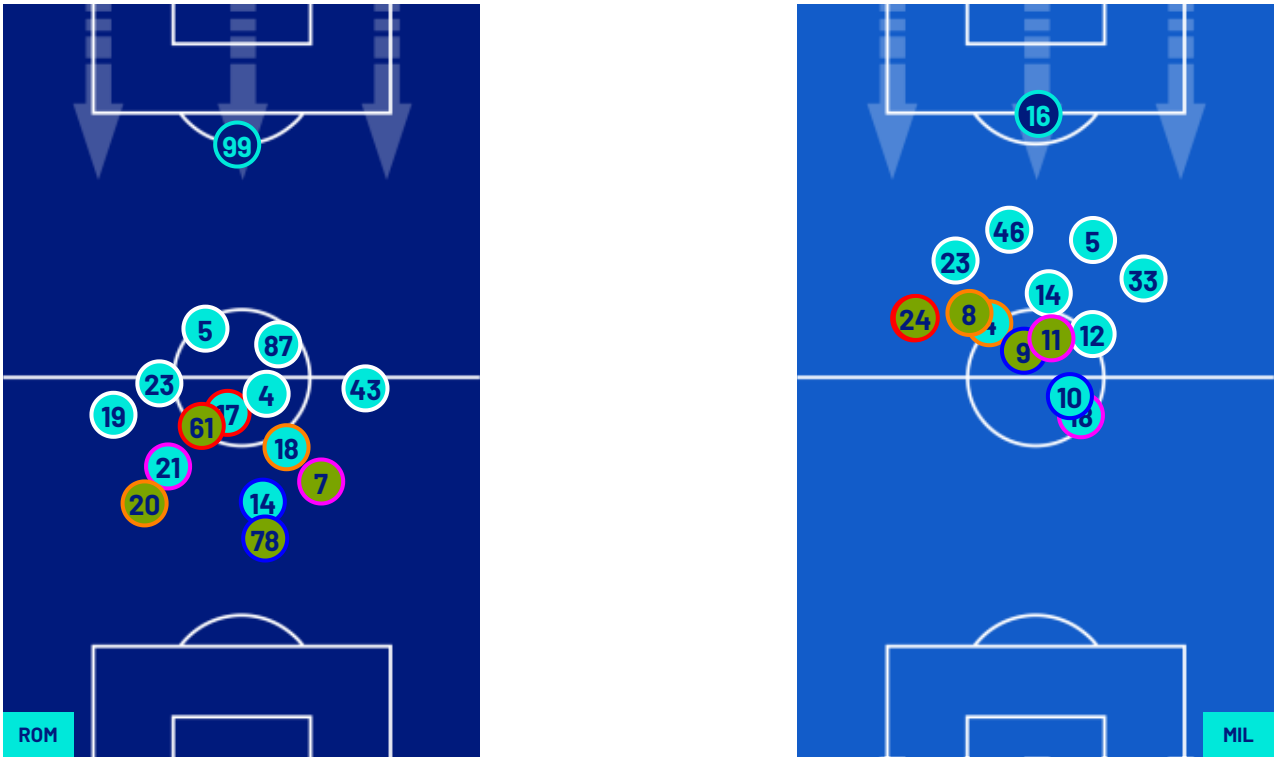

Legend:

1st Substitution	Player In	Player Out	
2nd Substitution	Player In	Player Out	Player In Substitution Of
3rd Substitution	Player In	Player Out	Player In Substitution Of
4th Substitution	Player In	Player Out	Player In Substitution Of
5th Substitution	Player In	Player Out	Player In Substitution Of

MATCH REPORT

Roma 25/01/2026 OLIMPICO 20:45

ROMA 1-1 MILAN

TEAM'S DEFENSE POSITION 1ST HALF

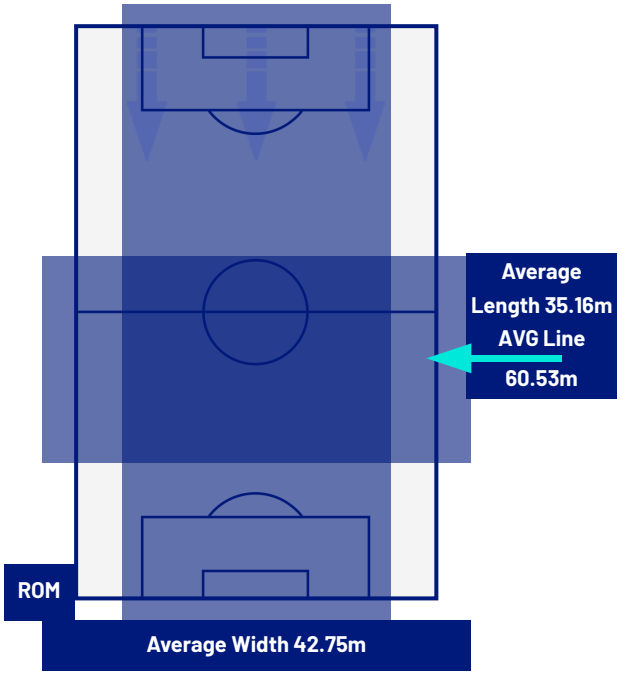

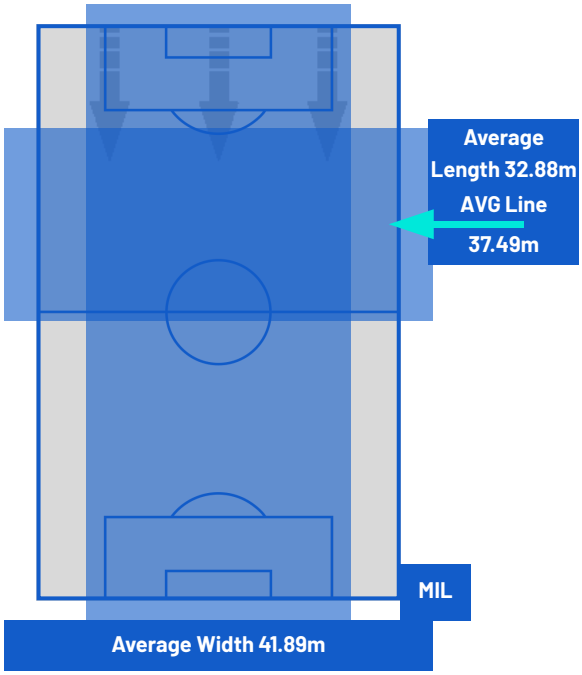

TEAM'S DEFENSE POSITION 2ND HALF

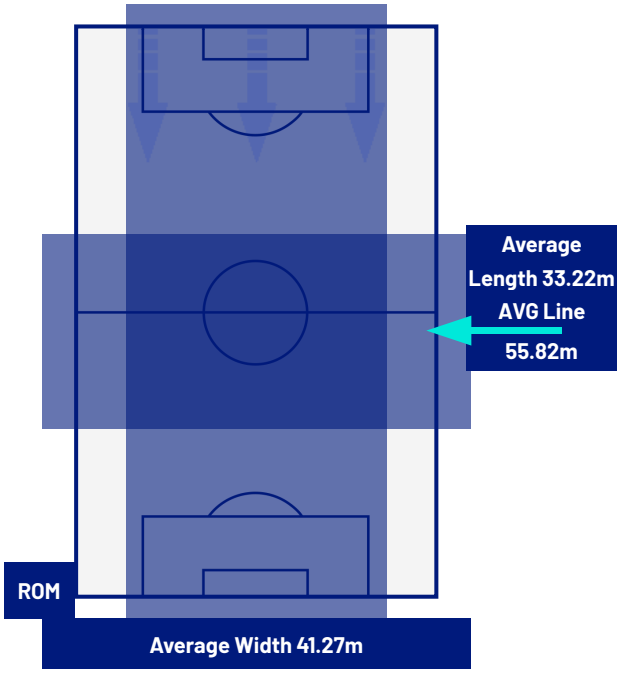

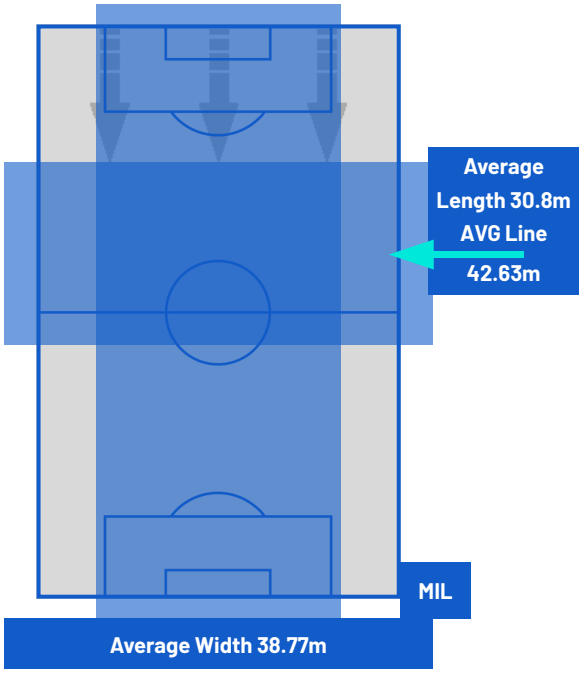

MATCH REPORT

Roma 25/01/2026 OLIMPICO 20:45

ROMA	1-1	MILAN

ATTEMPTS MAP

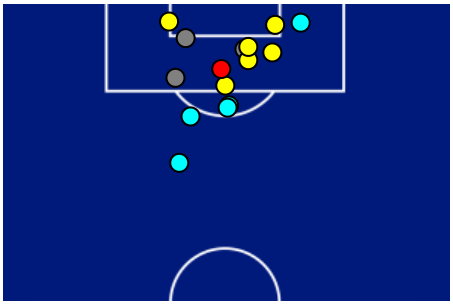

1	Goals	1
7	On target	2
3	Off target	2
5	Blocked	1

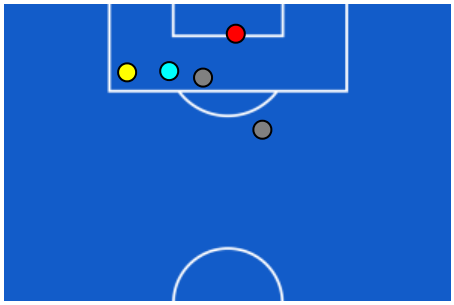

OPEN PLAY CROSSES MAP

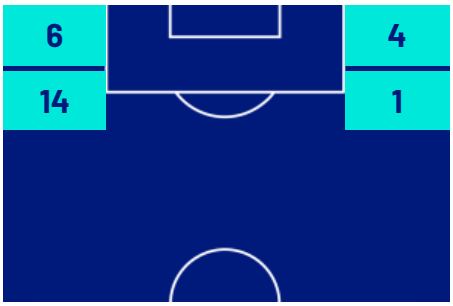

5	Crosses completed	2
32	Total crosses	12
16	Accuracy (%)	17

850	Total Balls Played	698
161	DEFENSIVE	350
320	MIDFIELD	231
369	ATTACK ZONE	117

MATCH REPORT

Roma 25/01/2026 OLIMPICO 20:45

ROMA 1-1 MILAN

KEY PLAYERS

LORENZO PELLEGRINI	7
Position	Midfielder
Date of birth	19/06/1996
Nationality	ITA

Jog 44% - Run 44% - Sprint 12%		Km 3.052
2.267	0.716	0.052

Mvp Stats	
Minutes Played	26
Goals	1
Scoring Chances	1
Attempts	1
Attempts on target	1(1)
Assists	0
Balls Played	0
Passes Completed	17
Passes Completed/Attempted (%)	85
Key Passes	1
Gained Possessions	2
Fouls Suffered	1

KONI DE WINTER	5
Position	Defender
Date of birth	12/06/2002
Nationality	BEL

Jog 47% - Run 41% - Sprint 12%		Km 10.534
8.415	1.998	0.051

Mvp Stats	
Minutes Played	96
Goals	1
Scoring Chances	0
Attempts	1
Attempts on target	1(1)
Assists	0
Balls Played	0
Passes Completed	54
Passes Completed/Attempted (%)	93
Key Passes	0
Gained Possessions	5
Fouls Suffered	0

The above statistics are considered final 24 hours after the end of the match.

The disciplinary sanctions are unofficial, as they come from real-time tracking during the match. They will become official following approval by the relevant bodies.

In the case of uncertainty over the identity of a goalscorer, Lega Serie A will confirm this the day after each round of matches is completed.

The official data providers are Kama, Hawk-Eye, Math and Sport.