MATCH REPORT

Matchday 20

SERIE A CHAMPIONSHIP 2025-2026

HELLAS VERONA | **LAZIO**

Verona 11/01/2026

MARCANTONIO BENTEGODI 18:00

MATCH REPORT

Verona 11/01/2026 MARCANTONIO BENTEGODI 18:00

HELLAS VERONA 0-1 LAZIO

LINE-UPS

HELLAS VERONA

1	MONTIPÒ (GK)	
6	VALENTINI	
15	NELSSON	A
37	BELLA-KOTCHAP	
12	BRADARIĆ	
36	NIASSE	
63	GAGLIARDINI	
24	BERNEDE	
3	FRESE	
17	GIOVANE	
16	ORBAN	

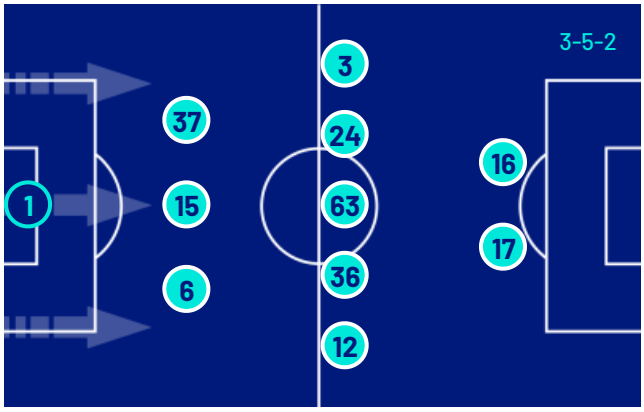

Bench

34	PERILLI (GK)
94	TONIOLO (GK)
2	OYEGOKE
5	UNAI NÚÑEZ
8	SERDAR
9	A. SARR
19	SLOTSAGER
20	KASTANOS
21	HARROUI
23	EBOSSE
25	MOSQUERA
70	CHAM
73	AL MUSRATI

Head Coach: PAOLO ZANETTI

LAZIO

(GK)	PROVEDEL	94
	MARUŠIĆ	77
	GILA	34
	ROMAGNOLI	13
	LU. PELLEGRINI	3
	TAYLOR	24
	CATALDI	32
	VECINO	5
	ISAKSEN	18
	NOSLIN	14
	CANCELLIERI	22

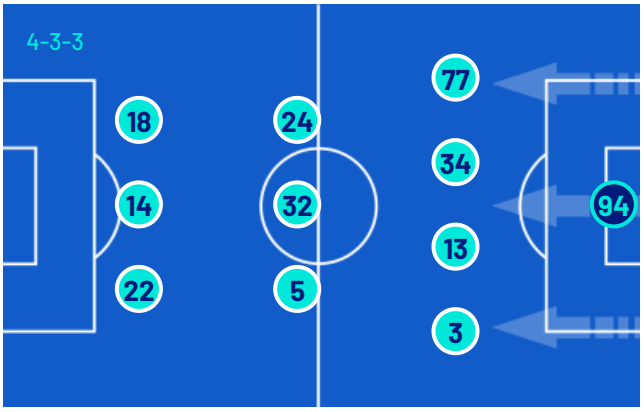

Bench

(GK)	MANDAS	35
(GK)	FURLANETTO	55
	ROVELLA	6
	PEDRO	9
	NUNO TAVARES	17
	RATKOV	20
	BELAHYANE	21
	HYSAJ	23
	PROVSTGAARD	25
	LAZZARI	29

Head Coach: MAURIZIO SARRI

Referee: MARCO GUIDA
Assistent referee: VITO MASTRODONATO
Assistent referee: ANDREA BIANCHINI

Fourth official: ALBERTO RUBEN ARENA
V.A.R.: FRANCESCO MERAVIGLIA
A.V.A.R.: MICHAEL FABBRI

MATCH REPORT

Verona 11/01/2026 MARCANTONIO BENTEGODI 18:00

HELLAS VERONA 0–1 LAZIO

MATCH EVENTS

VER

1H 0' | 45+2'

2H 46' | 90+6'

LAZ

HELLAS VERONA		LAZIO	
0			1
ARMEL BELLA-KOTCHAP	6'		
		18'	MATTEO CANCELLIERI
NICOLÁS VALENTINI	25'		
		55'	PETAR RATKOV | TIJJANI NOSLIN
		55'	MANUEL LAZZARI | LUCA PELLEGRINI
DANIEL MOSQUERA | GIOVANE	68'		
AMIN SARR | GIFT EMMANUEL ORBAN	68'		
		69'	NICOLÒ ROVELLA | DANILO CATALDI
		69'	PEDRO | GUSTAV ISAKSEN
UNAI NÚÑEZ | ARMEL BELLA-KOTCHAP	76'		
SUAT SERDAR | ROBERTO GAGLIARDINI	76'		
		79'	VICTOR NELSSON
ALI ELMUSRATI | CHEIKH NIASSE	87'		
		90+2'	REDA BELAHYANE | KENNETH INA DOR TAYLOR

Legend:
Goals, Penalty, Yellow Card, Red Card, Double Yellow Card, Owngoal, Assist, Substitution

MATCH REPORT

Verona 11/01/2026 MARCANTONIO BENTEGODI 18:00

HELLAS VERONA	0-1	LAZIO

GAME TIME

96'38''

Effective played time: 63%

61'15''

1st Half - 2nd Half
32'20'' - 28'55''

BALL POSSESSION

VERONA LAZIO

QUARTERS BALL POSSESSION

	VERONA	LAZIO
1H 0'-15'	25.23%	74.77%
16'-30'	30.73%	69.27%
31'-46'	36.91%	63.09%
2H 46'-60'	43.78%	56.22%
61'-75'	22.88%	77.12%
76'-96'	53.77%	46.23%

TEAM STATS

	VER	LAZ
Attempts	10	10
Attempts on target	2	2
Attempts on target from penalty box	6	5
Post		
Bar		
Attempts off target	7	6
Blocked Shots	1	2
Scoring Chances	1	1
Key Passes	5	6
Assists		
Fouls Committed	12	7
Corners	2	1
Offsides	1	
Cross Completed/Total	3/14	2/6
Dribbling	2	10
Passes Completed	312	641
Passes Completed/Attempted (%)	78	89
Passes Final Third	65	108
Balls played forward	130	255
Long Passes	22	54
Saves	2	2
Gained Possessions	59	57

MATCH REPORT

Verona 11/01/2026 MARCANTONIO BENTEGODI 18:00

HELLAS VERONA 0-1 LAZIO

PLAYER STATS

HELLAS VERONA	M	GC	OG	S	AS	CL	LB	FYC	SYC	RC
1 MONTIPÒ	97'	1		2			25			

	M	G	OG	A	AT	PT	SC	FS	BP	AS	KP	P	P(%)	PA	R	FYC	SYC	RC
6 VALENTINI	97'											21	70	5	3	1		
15 NELSSON	97'		1	1								54	93	15	11			
37 BELLA-KOTCHAP	77'			1								38	92	4	8	1		
12 BRADARIĆ	97'			1	1						1	22	68	13	3			
36 NIASSE	89'											28	84	19	4			
63 GAGLIARDINI	77'			1				1				33	80	12	9			
24 BERNEDE	97'			2			1	1			1	27	90	15	5			
3 FRESE	97'			1	1			2			1	24	92	13	4			
17 GIOVANE	69'			1								15	65	11	1			
16 ORBAN	69'			1				2			1	5	50	3	2			
5 UNAI NÚÑEZ	21'											10	83	7	1			
8 SERDAR	21'											8	88	6				
9 A. SARR	29'										1	6	85	3				
25 MOSQUERA	29'			1								3	60	2	2			
73 AL MUSRATI	9'											2	50	2				

LAZIO	M	GC	OG	S	AS	CL	LB	FYC	SYC	RC
94 PROVEDEL	97'			2			15			

	M	G	OG	A	AT	PT	SC	FS	BP	AS	KP	P	P(%)	PA	R	FYC	SYC	RC
77 MARUŠIĆ	97'			1	1						1	66	95	25	5			
34 GILA	97'											110	93	22	10			
13 ROMAGNOLI	97'			1							1	87	92	14	14			
3 LU. PELLEGRINI	56'							1				48	82	15	7			
24 TAYLOR	93'							1			2	53	96	30	4			
32 CATALDI	70'										1	56	90	31	3			
5 VECINO	97'							1				68	88	37	4			
18 ISAKSEN	70'			2				4				31	83	24	3			
14 NOSLIN	56'			2			1	1				19	79	14				
22 CANCELLIERI	97'			3				3			1	22	78	15	3	1		
6 ROVELLA	27'											15	100	5	1			
9 PEDRO	27'			1	1			1				7	70	4				
20 RATKOV	41'											7	77	6				
21 BELAHYANE	5'																	
29 LAZZARI	41'											18	78	13	1			

Legend

FYC	Yellow Card
OG	Owngoal
BP	Balls Played
SYC	Double Yellow Card
RC	Red Card
G	Goals
GC	Goal Conceded
M	Minutes Played
AS	Assists
FS	Fouls Suffered
A	Attempts
AT	Attempts on target
SC	Scoring Chances
PT	Posts
S	Saves
CL	Clearences
LB	Long Ball
P(%)	Passes Completed/Attempted (%)
KP	Key Passes
PA	Balls played forward
P	Passes Completed
R	Gained Possessions

PLAYERS RANKING

Attempts			
1	CANCELLIERI	LAZ	3
2	BERNEDE	VER	2
3	ISAKSEN	LAZ	2
4	NOSLIN	LAZ	2
5	MARUŠIĆ	LAZ	1

Attempts on target			
1	MARUŠIĆ	LAZ	1
2	BRADARIĆ	VER	1
3	FRESE	VER	1
4	PEDRO	LAZ	1

Passes Final Third			
1	MARUŠIĆ	LAZ	16
2	ISAKSEN	LAZ	13
3	TAYLOR	LAZ	13
4	BERNEDE	VER	12
5	CANCELLIERI	LAZ	12

Scoring Chances			
1	BERNEDE	VER	1
2	NOSLIN	LAZ	1

Crosses			
1	FRESE	VER	5
2	BRADARIĆ	VER	4
3	GIOVANE	VER	3
4	CATALDI	LAZ	2
5	ISAKSEN	LAZ	2

Passes Completed			
1	GILA	LAZ	110
2	ROMAGNOLI	LAZ	87
3	VECINO	LAZ	68
4	MARUŠIĆ	LAZ	66
5	CATALDI	LAZ	56

Key Passes			
1	TAYLOR	LAZ	2
2	MARUŠIĆ	LAZ	1
3	ROMAGNOLI	LAZ	1
4	A. SARR	VER	1
5	BERNEDE	VER	1

Dribbling			
1	ISAKSEN	LAZ	3
2	GIOVANE	VER	2
3	CANCELLIERI	LAZ	2
4	NOSLIN	LAZ	2
5	LAZZARI	LAZ	1

MATCH REPORT

Verona 11/01/2026 MARCANTONIO BENTEGODI 18:00

HELLAS VERONA 0-1 LAZIO

COACH

TEAM INDICATORS

	HELLAS VERONA		LAZIO
DANGEROUSITY	63.67%	DANGEROUSITY	59.17%
DANGEROUSITY IN MANEUVER ACTIONS	63.67%	DANGEROUSITY IN MANEUVER ACTIONS	53%
DANGEROUSITY IN TRANSITION ACTIONS	0%	DANGEROUSITY IN TRANSITION ACTIONS	65.33%
	Team dangerousity considering player's position of the own team, of the opponents and of the ball.		
BALL PACE	36.5km/h	BALL PACE	22.97km/h
BALL CONDUCTION PACE	7.67km/h	BALL CONDUCTION PACE	12.78km/h
CONDUCTION VS PASSES TIME	55% / 45%	CONDUCTION VS PASSES TIME	43% / 57%

RECORDMEN

PASS GAIN

Number of players overtaken by a vertical pass (only successful passes are considered).
It shows how much a player tends to overcome the opponent's pressure lines.

1	3	MARTIN FRESE	5
2	24	ANTOINE BERNEDE	3
3	17	GIOVANE	2.33
4	15	VICTOR NELSSON	1
5	16	GIFT EMMANUEL ORBAN	1

1	13	ALESSIO ROMAGNOLI	0
2	14	TIJJANI NOSLIN	0
3	18	GUSTAV ISAKSEN	0
4	5	MATÍAS VECINO	0
5	32	DANILO CATALDI	0

PASS RISK

Measures the player's propensity to risk the pass (only successful passes are considered).

1	17	GIOVANE	34%
2	3	MARTIN FRESE	21%
3	63	ROBERTO GAGLIARDINI	6%
4	16	GIFT EMMANUEL ORBAN	3%
5	15	VICTOR NELSSON	2%

1	13	ALESSIO ROMAGNOLI	0%
2	14	TIJJANI NOSLIN	0%
3	18	GUSTAV ISAKSEN	0%
4	5	MATÍAS VECINO	0%
5	32	DANILO CATALDI	0%

RECEIVED PRESSURE

How much the player with the ball is pressed by the opposite team.
It depends on the speed, running direction and distance from the opponent who is at a shorter distance.

1	24	ANTOINE BERNEDE	78.31%
2	16	GIFT EMMANUEL ORBAN	72.85%
3	17	GIOVANE	71.74%
4	36	CHEIKH NIASSE	71.37%
5	12	DOMAGOJ BRADARIĆ	59.33%

1	14	TIJJANI NOSLIN	74.56%
2	24	KENNETH INA DOR TAYLOR	73.7%
3	32	DANILO CATALDI	65.83%
4	22	MATTEO CANCELLIERI	58.81%
5	3	LUCA PELLEGRINI	49.61%

PASS AVAILABILITY

Ability of a player to get away from opponents to receive the ball.
It is computed for all the teammates of the player in possession.

1	15	VICTOR NELSSON	89.26%
2	37	ARMEL BELLA-KOTCHAP	84.8%
3	3	MARTIN FRESE	80.2%
4	12	DOMAGOJ BRADARIĆ	79.47%
5	63	ROBERTO GAGLIARDINI	79.46%

1	77	A. MARUSIC	84.2%
2	13	ALESSIO ROMAGNOLI	79.44%
3	34	M. GILA	77.64%
4	3	LUCA PELLEGRINI	74.35%
5	22	MATTEO CANCELLIERI	71.86%

MATCH REPORT

Verona 11/01/2026 MARCANTONIO BENTEGODI 18:00

HELLAS VERONA	0-1	LAZIO

PLAYERS RANKING (ATHLETICS PERFORMANCE)

	Jog - Run - Sprint (km)			Total
1	ANTOINE JOSEPH BERNEDE	8.616	3.055	0.523	12.241
2	DOMAGOJ BRADARIĆ	8.618	3.203	0.296	12.151
3	MARTIN SONDER FRESE	8.755	2.377	0.420	11.592
4	CHEIKH AHMET TIDIAN NIASSE	8.426	1.865	0.138	10.486
5	VICTOR ENOK NELSSON	8.662	1.624	0.103	10.446

	Jog - Run - Sprint (km)			Total
1	MATIAS VECINO FALERO	9.552	2.806	0.180	12.574
2	KENNETH INA DOROTHEA TAYLOR	9.116	2.269	0.054	11.478
3	ADAM MARUŠIĆ	8.761	2.448	0.187	11.450
4	ALESSIO ROMAGNOLI	8.865	1.991	0.095	11.023
5	MATTEO CANCELLIERI	8.089	2.409	0.412	10.962

	AVG Speed km/h (run)		
1	A. SARR	VER	19.775
2	AL MUSRATI	VER	19.730
3	UNAI NÚÑEZ	VER	19.684
4	BRADARIĆ	VER	19.640
5	BERNEDE	VER	19.622

	AVG Speed km/h (run)		
1	LAZZARI	LAZ	19.734
2	RATKOV	LAZ	19.618
3	CANCELLIERI	LAZ	19.600
4	PEDRO	LAZ	19.583
5	LU. PELLEGRINI	LAZ	19.579

	AVG Speed km/h (sprint)		
1	BELLA-KOTCHAP	VER	28.080
2	MOSQUERA	VER	27.908
3	ORBAN	VER	27.673
4	GIOVANE	VER	27.569
5	A. SARR	VER	27.450

	AVG Speed km/h (sprint)		
1	CANCELLIERI	LAZ	28.408
2	ISAKSEN	LAZ	28.280
3	NOSLIN	LAZ	27.967
4	MARUŠIĆ	LAZ	27.868
5	LAZZARI	LAZ	27.516

TEAM STATS (ATHLETICS PERFORMANCE)

Distance Covered (km)	120.569	Distance Covered (km)	122.485
Jog - Run - Sprint (km)	93.712 / 23.421 / 2.782	Jog - Run - Sprint (km)	94.562 / 24.980 / 2.271

Fitness data displayed in the report are the ones collected in real time and could be different to the post-processed ones, delivered to the coaching staff

Jog:	0-7 km/h	Run:	7.1-15 km/h	Sprint:	15.1+ km/h	Jog + Run + Sprint:	Distance covered

TOP Sprinter: Top four players per team

MATCH REPORT

Verona 11/01/2026 MARCANTONIO BENTEGODI 18:00

HELLAS VERONA	0-1	LAZIO

PLAYERS AVERAGE POSITIONS

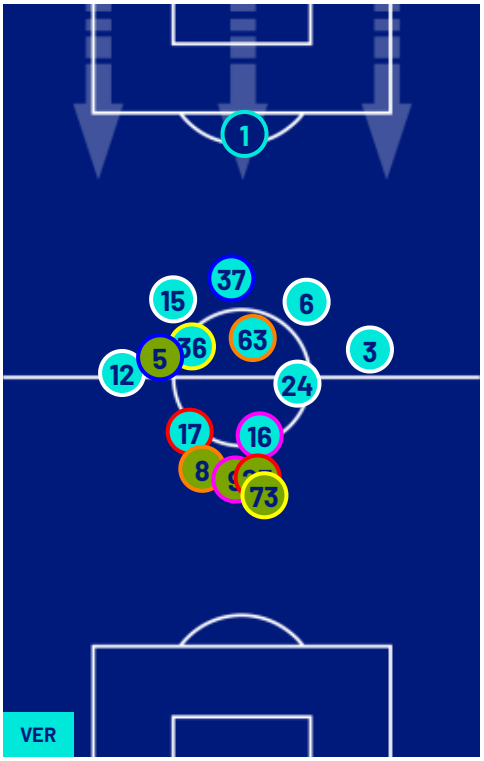

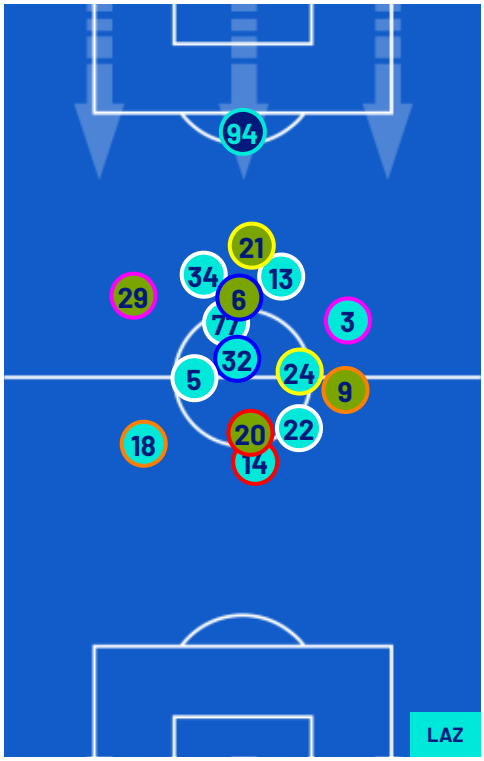

Legend:

1st Substitution	Player In	Player Out	
2nd Substitution	Player In	Player Out	Player In Substitution Of
3rd Substitution	Player In	Player Out	Player In Substitution Of
4th Substitution	Player In	Player Out	Player In Substitution Of
5th Substitution	Player In	Player Out	Player In Substitution Of

MATCH REPORT

Verona 11/01/2026 MARCANTONIO BENTEGODI 18:00

HELLAS VERONA	0-1	LAZIO

ATTEMPTS MAP

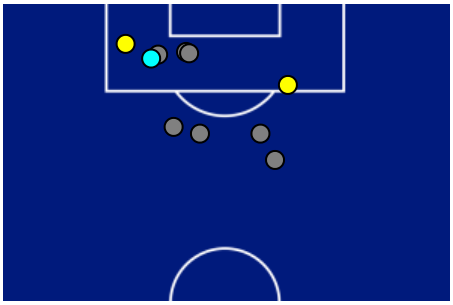

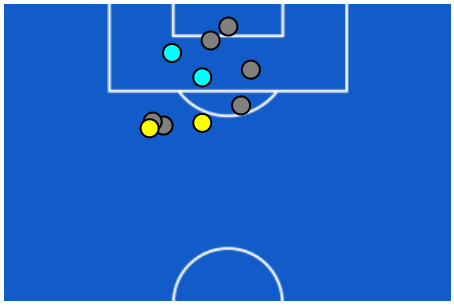

0	Goals	1
2	On target	2
7	Off target	6
1	Blocked	2

OPEN PLAY CROSSES MAP

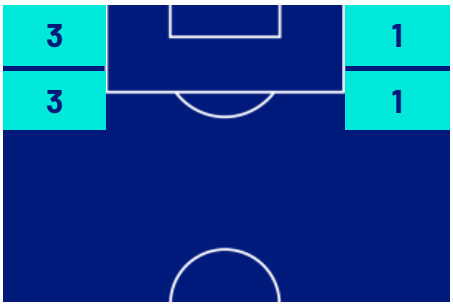

3	Crosses completed	2
14	Total crosses	6
21	Accuracy (%)	33

654	Total Balls Played	964
258	DEFENSIVE	310
241	MIDFIELD	447
155	ATTACK ZONE	207

MATCH REPORT

Verona 11/01/2026 MARCANTONIO BENTEGODI 18:00

HELLAS VERONA	0-1	LAZIO

KEY PLAYERS

MARTIN SONDER FRESE	3
Position	Defender
Date of birth	04/01/1998
Nationality	DEN

Jog 44% - Run 44% - Sprint 12%		Km 11.592
8.755	2.377	0.420

Mvp Stats	
Minutes Played	97
Goals	0
Scoring Chances	0
Attempts	1
Attempts on target	1(0)
Assists	0
Balls Played	0
Passes Completed	24
Passes Completed/Attempted (%)	92
Key Passes	1
Gained Possessions	4
Fouls Suffered	2

MARIO GILA FUENTES	34
Position	Defender
Date of birth	29/08/2000
Nationality	ESP

Jog 45% - Run 43% - Sprint 12%		Km 10.438
8.126	1.968	0.257

Mvp Stats	
Minutes Played	97
Goals	0
Scoring Chances	0
Attempts	0
Attempts on target	0(0)
Assists	0
Balls Played	0
Passes Completed	110
Passes Completed/Attempted (%)	93
Key Passes	0
Gained Possessions	10
Fouls Suffered	0

The above statistics are considered final 24 hours after the end of the match.

The disciplinary sanctions are unofficial, as they come from real-time tracking during the match. They will become official following approval by the relevant bodies.

In the case of uncertainty over the identity of a goalscorer, Lega Serie A will confirm this the day after each round of matches is completed.

The official data providers are Kama, Hawk-Eye, Math and Sport.