


MATCH REPORT



Matchday 25
SERIE A CHAMPIONSHIP 2025-2026



COMO



FIorentINA

Como 14/02/2026
GIUSEPPE SINIGAGLIA 15:00

Como 14/02/2026 GIUSEPPE SINIGAGLIA 15:00



COMO

1-2

FIORENTINA



LINE-UPS

COMO

1	BUTEZ (GK)
31	VOJVODA
14	RAMÓN
2	KEMPF
3	ÁLEX VALLE
23	PERRONE
33	DA CUNHA
19	KÜHN
10	NICO PAZ
20	BATURINA
11	DOUVIKAS



Bench

21	TÖRNQVIST (GK)
22	VIGORITO (GK)
44	ČAVLINA (GK)
6	CAQUERET
7	MORATA
8	SERGI ROBERTO
15	LAHDO
17	JESÚS RODRÍGUEZ
18	ALBERTO MORENO
28	SMOLČIĆ
34	DIEGO CARLOS
42	ADDAI
77	VAN DER BREMPT

Head Coach: **FRANCESC FÀBREGAS SOLER**

Referee: **MATTEO MARCHETTI**
Assistant referee: **GIOVANNI BACCINI**
Assistant referee: **MATTIA POLITI**

FIORENTINA

(GK) DE GEA	43
DODÔ	2
PONGRAČIĆ	5
RANIERI	6
PARISI	65
MANDRAGORA	8
FAGIOLI	44
BRESCIANINI	4
HARRISON	17
KEAN	20
SOLOMON	19



Bench

(GK) LEZZERINI	1
(GK) CHRISTENSEN	53
COMUZZO	15
GOSENS	21
FAZZINI	22
NDOUR	27
FORTINI	29
KOUADIO	60
LUÍS BALBO	62
FABBIAN	80
PICCOLI	91

Head Coach: **PAOLO VANOLI**

Fourth official: **DAVIDE DI MARCO**
V.A.R.: **FABIO MARESCA**
A.V.A.R.: **ANTONIO GIUA**

Como 14/02/2026 GIUSEPPE SINIGAGLIA 15:00



COMO

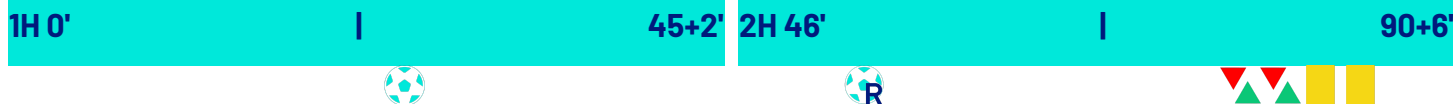
1-2

FIorentina



MATCH EVENTS

COM



FIO



COMO	FIorentina
1	2
ALBERTO MORENO ÁLEX VALLE 45'	26' NICOLÒ FAGIOLI
JESÚS RODRIGUEZ NICOLAS KÜHN 45'	
MARC-OLIVER KEMPF 49'	54' MOISE KEAN
ÁLVARO MORATA TASOS DOUVIKAS 57'	85' ROBERTO PICCOLI MOISE KEAN
JAYDEN ADDAI MÁXIMO PERRONE 57'	85' CHER NDOUR NICOLÒ FAGIOLI
MAXENCE CAQUERET MĚRGIM VOJVODA 72'	88' ROLANDO MANDRAGORA
FABIANO PARISI 77'	
JESÚS RODRIGUEZ 82'	89' LUCA RANIERI
ÁLVARO MORATA 88'	
ÁLVARO MORATA 89'	

Red Card Head Coach PAOLO VANOLI

Legend:

- Goals
- Owngoal
- Penalty
- Assist
- Yellow Card
- Substitution
- Red Card
- Double Yellow Card

Como 14/02/2026 GIUSEPPE SINIGAGLIA 15:00



COMO

1-2

FIORENTINA



GAME TIME



Effective
played time:
56%

1st Half - 2nd Half
32'47" - 21'0"



BALL POSSESSION

COMO

FIORENTINA

QUARTERS BALL POSSESSION

1H	0'-15'	16'-30'	2H	31'-46'	46'-60'	61'-75'	76'-96'
43.72%	56.28%	29.23%	70.77%	34.98%	65.02%	30.39%	69.61%
31.96%	68.04%	32.09%	67.91%				

TEAM STATS

	COM	FIO
Attempts	16	7
Attempts on target	3	3
Attempts on target from penalty box	12	4
Post		
Bar		
Attempts off target	10	1
Blocked Shots	3	3
Scoring Chances		1
Key Passes	15	1
Assists		
Fouls Committed	14	12
Corners	4	2
Offsides	3	2
Cross Completed/Total	7/26	1/8
Dribbling	10	15
Passes Completed	516	235
Passes Completed/Attempted (%)	90	78
Passes Final Third	110	36
Balls played forward	287	83
Long Passes	19	14
Saves	1	3
Gained Possessions	46	37

Como 14/02/2026 GIUSEPPE SINIGAGLIA 15:00



COMO

1-2

FIorentina



PLAYER STATS

COMO											
	M	GC	OG	S	AS	CL	LB	FYC	SYC	RC	
1 BUTEZ	97'	2		1		1	9				
FIorentina											
	M	GC	OG	S	AS	CL	LB	FYC	SYC	RC	
43 DE GEA	97'	1		3			25				

COMO																		
	M	G	OG	A	AT	PT	SC	FS	BP	AS	KP	P	P(%)	PA	R	FYC	SYC	RC
31 VOJVODA	74'							56	2	40	86	25	1					
14 RAMÓN	97'						103	2	75	93	29	10						
2 KEMPF	97'		2	1			1	76			55	94	16	7	1			
3 ÁLEX VALLE	47'							25			20	95	14	2				
23 PERRONE	58'							89	3	77	92	43	5					
33 DA CUNHA	97'						1	84	1	63	86	46	5					
19 KÜHN	47'							20	1	10	71	10	2					
10 NICO PAZ	97'			7	1			56			31	83	22	3				
20 BATURINA	97'		2				2	72	4	57	98	44						
11 DOUVIKAS	58'		1					7		4	80	2						
6 CAQUERET	24'							17		14	100	9	1					
7 MORATA	33'		2				4	6		1	50	1		1	1	1		
17 JESÚS RODRÍGUEZ	51'		2	1			1	24	1	10	90	7	2	1				
18 ALBERTO MORENO	51'							31	1	19	76	12	3					
42 ADDAI	39'						1	16		7	77	7						

FIorentina																		
	M	GC	OG	S	AS	CL	LB	FYC	SYC	RC								
2 DODÔ	97'						4	41			28	84	15	4				
5 PONGRAČIĆ	97'							57			41	95	6	7				
6 RANIERI	97'		1					41			24	75	1	2	1			
65 PARISI	97'		1	1			4	61			28	75	3	9				
8 MANDRAGORA	97'						2	30			20	90	14	3	1			
44 FAGIOLI	86'	1		2	1		1	42	1	22	81	8	6					
4 BRESCIANINI	97'						1	27			13	68	6	1				
17 HARRISON	97'		1					32			20	100	15					
20 KEAN	86'	1		1	1		1	13			6	85	3					
19 SOLOMON	97'						1	22			12	80	8	4				
27 NDOUR	12'							3			3	100	3					
91 PICCOLI	12'			1	1		1	4			1	50	1					

Legend

FYC	Yellow Card
OG	Owngoal
BP	Balls Played
SYC	Double Yellow Card
RC	Red Card
G	Goals
GC	Goal Conceded
M	Minutes Played
AS	Assists
FS	Fouls Suffered
A	Attempts
AT	Attempts on target
SC	Scoring Chances
PT	Posts
S	Saves
CL	Clearences
LB	Long Ball
P(%)	Passes Completed/Attempted (%)
KP	Key Passes
PA	Balls played forward
P	Passes Completed
R	Gained Possessions

PLAYERS RANKING

Attempts		Attempts on target		Passes Final Third		Scoring Chances	
1	NICO PAZ COM 7	1	JESÚS RODRÍGUEZ COM 1	1	BATURINA COM 17	1	PICCOLI FIO 1
2	JESÚS RODRÍGUEZ COM 2	2	KEMPF COM 1	2	VOJVODA COM 17		
3	KEMPF COM 2	3	KEAN FIO 1	3	DA CUNHA COM 11		
4	BATURINA COM 2	4	NICO PAZ COM 1	4	PERRONE COM 11		
5	FAGIOLI FIO 2	5	FAGIOLI FIO 1	5	HARRISON FIO 10		

Crosses		Passes Completed		Key Passes		Dribbling	
1	BATURINA COM 7	1	PERRONE COM 77	1	BATURINA COM 4	1	PARISI FIO 5
2	HARRISON FIO 5	2	RAMÓN COM 75	2	PERRONE COM 3	2	ADDAI COM 4
3	VOJVODA COM 4	3	DA CUNHA COM 63	3	RAMÓN COM 2	3	DODÔ FIO 3
4	JESÚS RODRÍGUEZ COM 3	4	BATURINA COM 57	4	VOJVODA COM 2	4	JESÚS RODRÍGUEZ COM 3
5	ADDAI COM 2	5	KEMPF COM 55	5	ALBERTO MORENO COM 1	5	SOLOMON FIO 2

Como 14/02/2026 GIUSEPPE SINIGAGLIA 15:00



COMO

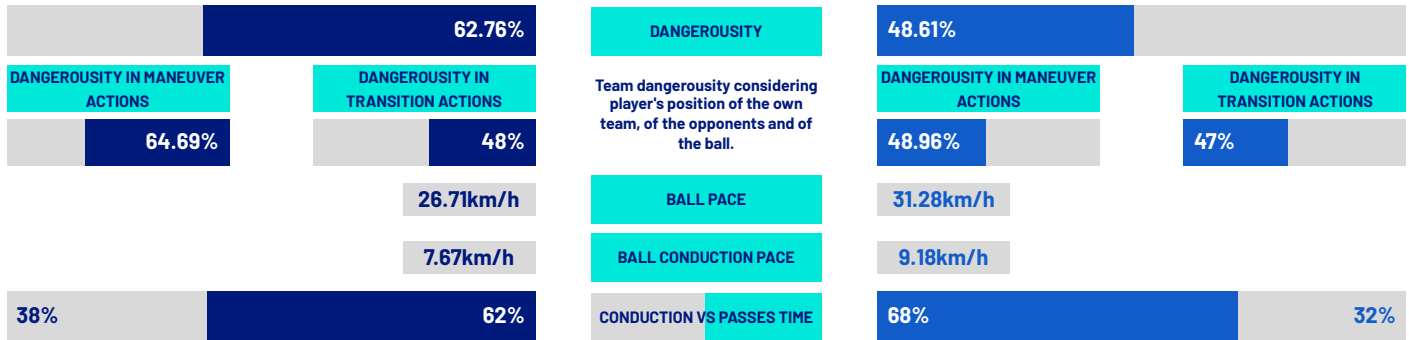
1-2

FIorentina



COACH

TEAM INDICATORS



RECORDMEN

PASS GAIN

Number of players overtaken by a vertical pass (only successful passes are considered).

It shows how much a player tends to overcome the opponent's pressure lines.

1	7	ÁLVARO MORATA	5	1	6	LUCA RANIERI	5
2	11	TASOS DOUVIKAS	4.5	2	5	MARIN PONGRAČIĆ	3
3	10	NICO PAZ	3.5	3	2	DODÔ	2.8
4	1	JEAN BUTEZ	3.4	4	44	NICOLÒ FAGIOLI	2.75
5	20	MARTIN BATURINA	3.24	5	4	MARCO BRESCIANINI	2.5

PASS RISK

Measures the player's propensity to risk the pass (only successful passes are considered).

1	10	NICO PAZ	34.67%	1	65	FABIANO PARISI	62.2%
2	1	JEAN BUTEZ	28.17%	2	2	DODÔ	34.6%
3	11	TASOS DOUVIKAS	24%	3	8	ROLANDO MANDRAGORA	33.25%
4	17	JESÚS RODRIGUEZ	23.6%	4	44	NICOLÒ FAGIOLI	28%
5	31	MĚRGIM VOJVODA	23.45%	5	5	MARIN PONGRAČIĆ	26.29%

RECEIVED PRESSURE

How much the player with the ball is pressed by the opposite team.

It depends on the speed, running direction and distance from the opponent who is at a shorter distance.

1	7	ÁLVARO MORATA	80.63%	1	91	ROBERTO PICCOLI	76.15%
2	11	TASOS DOUVIKAS	71.58%	2	27	CHER NDOUR	72.19%
3	10	NICO PAZ	71.37%	3	20	MOISE KEAN	70.12%
4	20	MARTIN BATURINA	59.29%	4	8	ROLANDO MANDRAGORA	68.38%
5	6	MAXENCE CAQUERET	53.98%	5	4	MARCO BRESCIANINI	67.77%

PASS AVAILABILITY

Ability of a player to get away from opponents to receive the ball.

It is computed for all the teammates of the player in possession.

1	17	JESÚS RODRIGUEZ	84.68%	1	91	ROBERTO PICCOLI	84.29%
2	3	ÁLEX VALLE	83.77%	2	5	MARIN PONGRAČIĆ	79.54%
3	2	MARC-OLIVER KEMPF	83.39%	3	65	FABIANO PARISI	74.64%
4	18	ALBERTO MORENO	82.09%	4	6	LUCA RANIERI	73.88%
5	23	MÁXIMO PERRONE	74.74%	5	2	DODÔ	72.1%

Como 14/02/2026 GIUSEPPE SINIGAGLIA 15:00



COMO

1-2

FIORENTINA



PLAYERS RANKING (ATHLETICS PERFORMANCE)

Jog - Run - Sprint (km)			
1	MARTIN BATURINA	Total 11.186	
	8.509	2.514	0.111
2	LUCAS DA CUNHA	Total 10.664	
	8.256	2.039	0.308
3	NICOLAS PAZ MARTINEZ	Total 10.094	
	7.888	1.962	0.179
4	JACOBO RAMON NAVEROS	Total 10.001	
	8.184	1.606	0.139
5	MARC-OLIVER KEMPF	Total 9.962	
	8.090	1.762	0.054

Jog - Run - Sprint (km)			
1	MARCO BRESCIANINI	Total 11.620	
	8.754	2.647	0.158
2	ROLANDO MANDRAGORA	Total 11.371	
	8.811	2.325	0.168
3	JACK DAVID HARRISON	Total 11.217	
	8.176	2.594	0.374
4	MANOR SOLOMON	Total 10.875	
	8.248	2.344	0.215
5	DOMILSON CORDEIRO DOS SANTO	Total 10.493	
	8.122	1.826	0.466

AVG Speed km/h (run)			
1	ÁLEX VALLE	COM	19.770
2	DA CUNHA	COM	19.723
3	ALBERTO MORENO	COM	19.715
4	KÜHN	COM	19.659
5	JESÚS RODRÍGUEZ	COM	19.611

AVG Speed km/h (run)			
1	NDOUR	FIO	19.726
2	SOLOMON	FIO	19.603
3	DODÔ	FIO	19.593
4	PARISI	FIO	19.570
5	HARRISON	FIO	19.524

AVG Speed km/h (sprint)			
1	KEMPF	COM	28.530
2	MORATA	COM	28.335
3	NICO PAZ	COM	27.907
4	KÜHN	COM	27.656
5	DOUVIKAS	COM	27.629

AVG Speed km/h (sprint)			
1	PARISI	FIO	28.464
2	DODÔ	FIO	27.837
3	FAGIOLI	FIO	27.459
4	RANIERI	FIO	27.335
5	SOLOMON	FIO	27.231

TEAM STATS (ATHLETICS PERFORMANCE)

Distance Covered (km) 112.066

Distance Covered (km) 110.900

Jog - Run - Sprint (km)		
87.850	21.420	2.090

Jog - Run - Sprint (km)		
88.450	19.602	1.943

Fitness data displayed in the report are the ones collected in real time and could be different to the post-processed ones, delivered to the coaching staff

Jog:	0-7 km/h	Run:	7.1-15 km/h	Sprint:	15.1+ km/h	Jog + Run + Sprint:	Distance covered
TOP Sprinter:	Top four players per team						

Como 14/02/2026 GIUSEPPE SINIGAGLIA 15:00



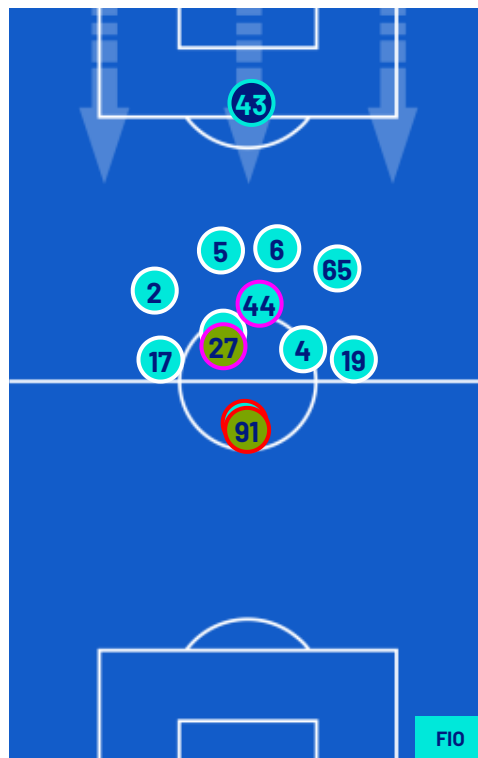
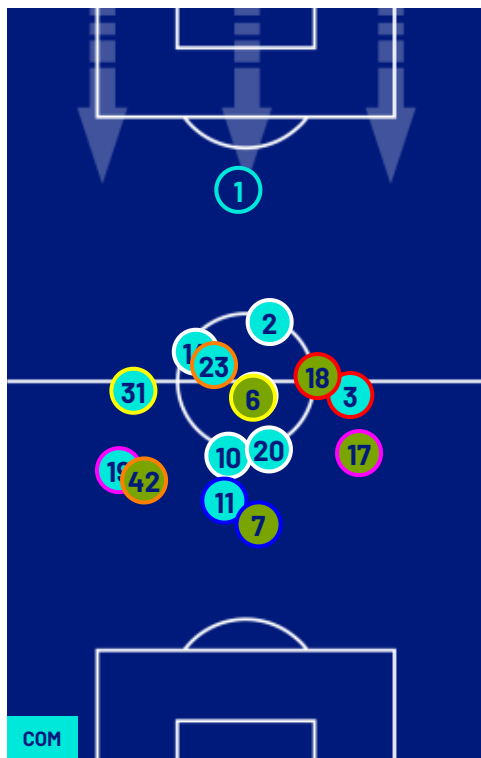
COMO

1-2

FIorentina



PLAYERS AVERAGE POSITIONS



- Legend:
- | | | | | |
|------------------|-----------|------------|---------------------------|-----------|
| 1st Substitution | Player In | Player Out | Player In Substitution Of | Player In |
| 2nd Substitution | Player In | Player Out | Player In Substitution Of | Player In |
| 3rd Substitution | Player In | Player Out | Player In Substitution Of | Player In |
| 4th Substitution | Player In | Player Out | Player In Substitution Of | Player In |
| 5th Substitution | Player In | Player Out | Player In Substitution Of | Player In |

Como 14/02/2026 GIUSEPPE SINIGAGLIA 15:00



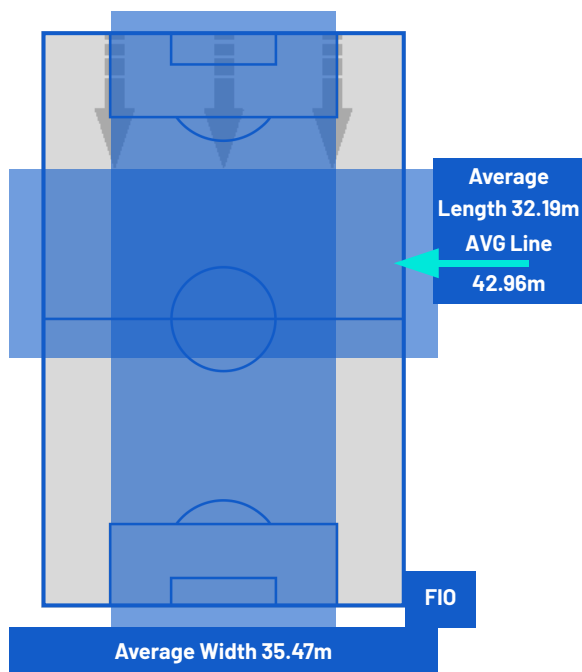
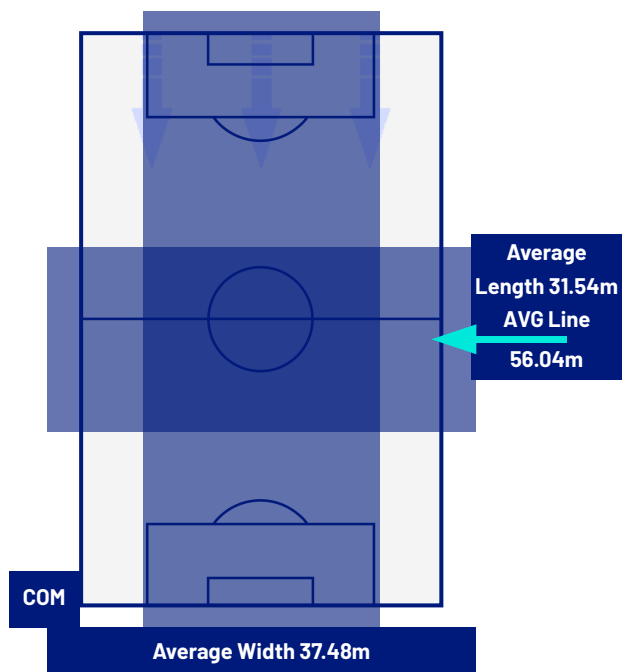
COMO

1-2

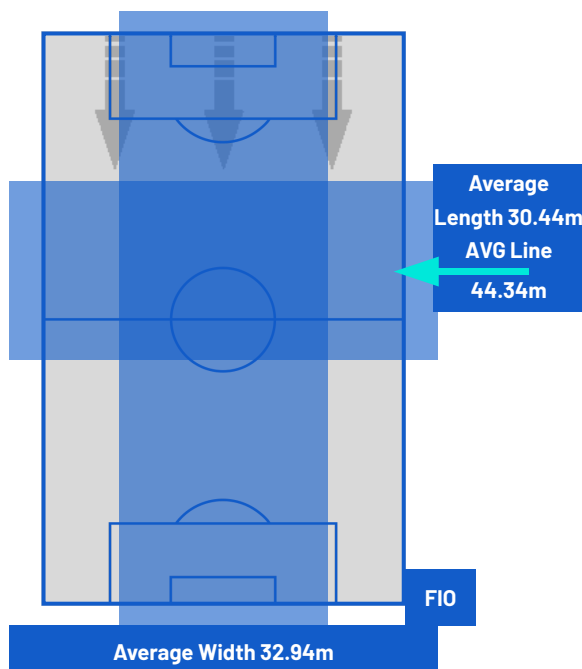
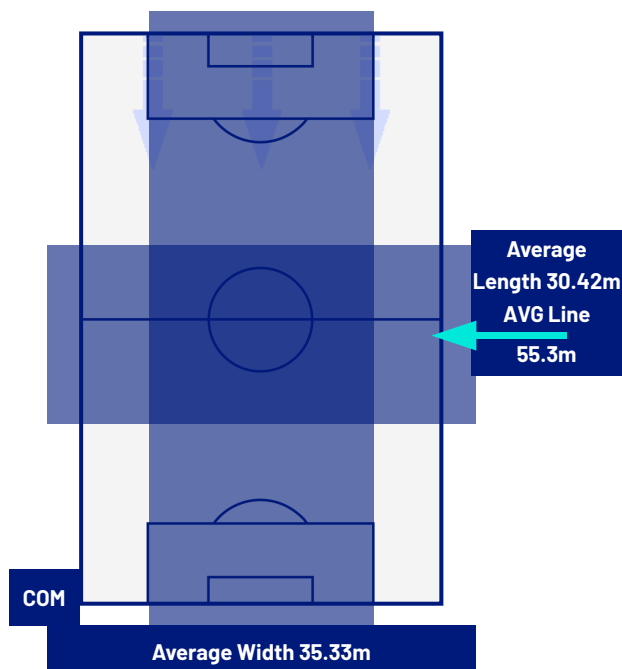
FIORENTINA



TEAM'S DEFENSE POSITION 1ST HALF



TEAM'S DEFENSE POSITION 2ND HALF



Como 14/02/2026 GIUSEPPE SINIGAGLIA 15:00



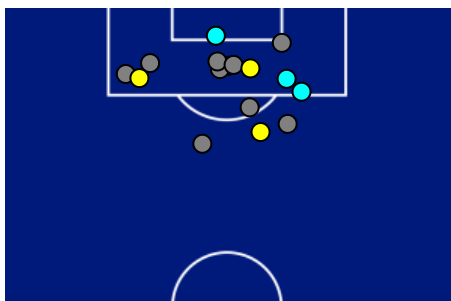
COMO

1-2

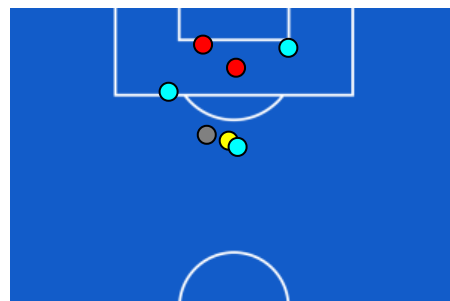
FIORENTINA



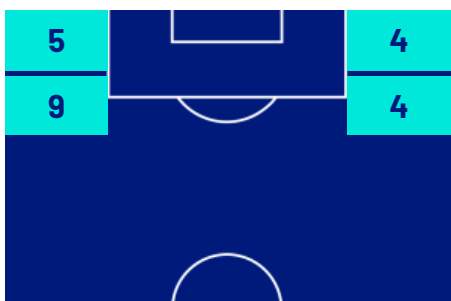
ATTEMPTS MAP



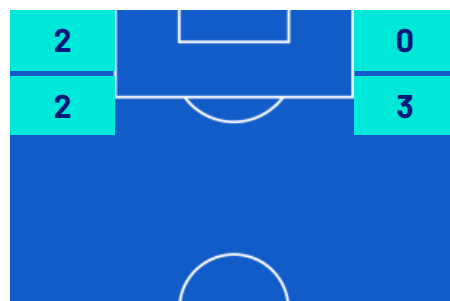
1	Goals	2
3	On target	3
10	Off target	1
3	Blocked	3



OPEN PLAY CROSSES MAP



7	Crosses completed	1
26	Total crosses	8
27	Accuracy (%)	13



812	Total Balls Played	509
185	DEFENSIVE	239
390	MIDFIELD	179
237	ATTACK ZONE	91

Como 14/02/2026 GIUSEPPE SINIGAGLIA 15:00



COMO

1-2

FIORENTINA



KEY PLAYERS

 LUCAS DA CUNHA	33
Position	Midfielder
Date of birth	09/06/2001
Nationality	FRA

Jog 46% - Run 42% - Sprint 12% Km 10.664

8.256	2.039	0.308
--------------	--------------	--------------

Mvp Stats

Minutes Played	97
Goals	0
Scoring Chances	0
Attempts	0
Attempts on target	0 (0)
Assists	0
Balls Played	84
Passes Completed	63
Passes Completed/Attempted (%)	86
Key Passes	1
Gained Possessions	5
Fouls Suffered	1

 NICOLÒ FAGIOLI	44
Position	Midfielder
Date of birth	12/02/2001
Nationality	ITA

Jog 47% - Run 41% - Sprint 12% Km 10.403

7.988	2.240	0.137
--------------	--------------	--------------

Mvp Stats

Minutes Played	86
Goals	1
Scoring Chances	0
Attempts	2
Attempts on target	1 (1)
Assists	0
Balls Played	42
Passes Completed	22
Passes Completed/Attempted (%)	81
Key Passes	1
Gained Possessions	6
Fouls Suffered	1

The above statistics are considered final 24 hours after the end of the match.

The disciplinary sanctions are unofficial, as they come from real-time tracking during the match. They will become official following approval by the relevant bodies.

In the case of uncertainty over the identity of a goalscorer, Lega Serie A will confirm this the day after each round of matches is completed.

The official data providers are Kama, Hawk-Eye, Math and Sport.