

# MATCH REPORT



Matchday 28  
SERIE A CHAMPIONSHIP 2025-2026



**ATALANTA**



**UDINESE**

Bergamo 07/03/2026  
NEW BALANCE ARENA 18:00

Bergamo 07/03/2026 NEW BALANCE ARENA 18:00



**ATALANTA**

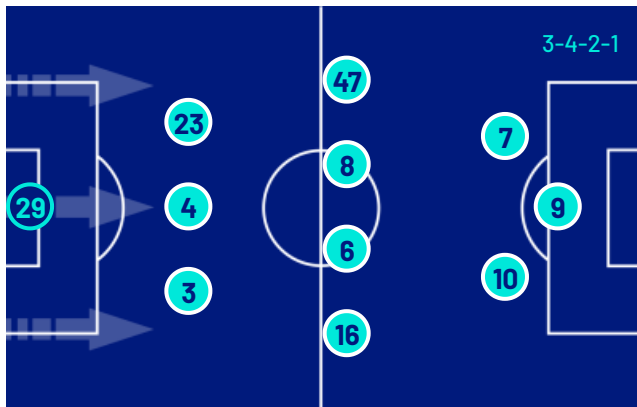
**2-2**



**UDINESE**



## LINE-UPS






ATALANTA	
29	CARNESECCHI (GK)
3	KOSSOUNOU
4	HIEN
23	KOLAŠINAC
16	BELLANOVA
6	MUSAH
8	PAŠALIĆ
47	BERNASCONI
10	SAMARDŽIĆ
7	K. SULEMANA
9	SCAMACCA 

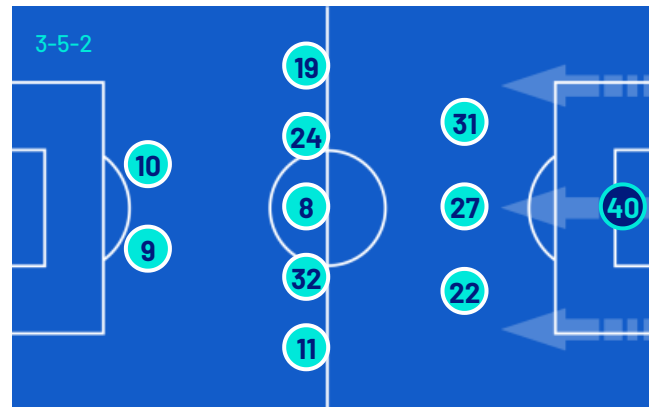


Bench	
31	ROSSI (GK)
57	SPORTIELLO (GK)
5	BAKKER
15	DE ROON 
19	DJIMSITI
45	VAVASSORI
46	LEVAK
59	ZALEWSKI 
69	AHANOR
77	ZAPPACOSTA
90	KRSTOVIĆ

Head Coach: **RAFFAELE PALLADINO**

Referee: **ANTONIO RAPUANO**  
 Assistent referee: **ALESSANDRO COSTANZO**  
 Assistent referee: **VITO MASTRODONATO**

UDINESE	
	(GK) OKOYE 40
	KRISTENSEN 31
	KABASELE 27
	MLAČIĆ 22
	EHIZIBUE 19
	PIOTROWSKI 24
	KARLSTRÖM 8
	EKKELENKAMP 32
	KAMARA 11
	ZANILOLO 10
	DAVIS 9



Bench	
	(GK) NUNZIANTE 1
	(GK) SAVA 90
	(GK) PADELLI 93
	ZARRAGA 6
	GUEYE 7
	ATTA 14
	BAYO 15
	BUKSA 18
	ARIZALA 20
	CAMARA 29
	MILLER 38

Head Coach: **KOSTA RUNJAČ**

Fourth official: **MARIA SOLE FERRIERI CAPUTI**  
 V.A.R.: **MARCO DI BELLO**  
 A.V.A.R.: **FRANCESCO MERAUVIGLIA**

Bergamo 07/03/2026 NEW BALANCE ARENA 18:00



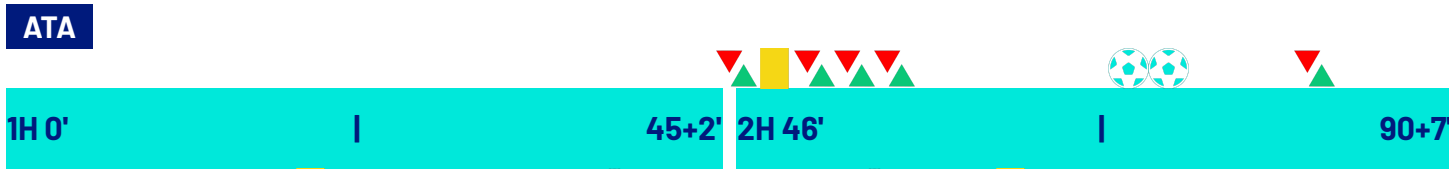
**ATALANTA**

**2-2**

**UDINESE**



## MATCH EVENTS



ATA	UDI
<b>ATALANTA</b>	<b>UDINESE</b>

ATALANTA	UDINESE
<b>2</b>	<b>2</b>
MARTEN DE ROON   YUNUS MUSAH <b>45'</b>	<b>20'</b> BRANIMIR MLAČIĆ
MARTEN DE ROON <b>52'</b>	<b>40'</b> THOMAS KRISTENSEN <b>40'</b> (NICOLÒ ZANIOLO)
NIKOLA KRSTOVIĆ   LAZAR SAMARDŽIĆ <b>57'</b>	<b>45'</b> OIER ZARRAGA   BRANIMIR MLAČIĆ
DAVIDE ZAPPACOSTA   RAOUL BELLANOVA <b>57'</b>	<b>55'</b> KEINAN DAVIS
NICOLA ZALEWSKI   ODILON KOSSOUNOU <b>57'</b>	<b>62'</b> ARTHUR ATTA   NICOLÒ ZANIOLO
GIANLUCA SCAMACCA <b>75'</b>	<b>62'</b> LENNON MILLER   JAKUB PIOTROWSKI
(NICOLA ZALEWSKI) <b>75'</b>	<b>66'</b> MADUKA OKOYE
GIANLUCA SCAMACCA <b>79'</b>	<b>76'</b> ADAM BUKSA   KEINAN DAVIS
BERAT DJIMSITI   SEAD KOLAŠINAC <b>87'</b>	<b>80'</b> JUAN DAVID ARIZALA MICOLTA   HASSANE KAMARA

Legend:

- Goals
- Owngoal
- Penalty
- Assist
- Yellow Card
- Red Card
- Substitution
- Double Yellow Card



Matchday 28  
SERIE A CHAMPIONSHIP 2025-2026

# MATCH REPORT

Bergamo 07/03/2026 NEW BALANCE ARENA 18:00



**ATALANTA**

**2-2**

**UDINESE**



## GAME TIME



Effective  
played time:  
61%



1st Half - 2nd Half  
28'03" - 31'58"

## BALL POSSESSION

ATALANTA

UDINESE

### QUARTERS BALL POSSESSION

1H	0'-15'	2H	46'-60'
59.76%	40.24%	55.78%	44.22%
	16'-30'		61'-75'
60.53%	39.47%	79.88%	20.12%
	31'-46'		76'-98'
70.27%	29.73%	68.64%	31.36%

## TEAM STATS

	ATA	UDI
Attempts	21	8
Attempts on target	4	2
Attempts on target from penalty box	14	5
Post	1	
Bar		
Attempts off target	11	4
Blocked Shots	5	2
Scoring Chances	1	
Key Passes	16	5
Assists	1	1
Fouls Committed	7	10
Corners	11	3
Offsides		
Cross Completed/Total	10/49	1/10
Dribbling	8	7
Passes Completed	526	243
Passes Completed/Attempted (%)	86	77
Passes Final Third	111	55
Balls played forward	225	98
Long Passes	61	32
Saves		2
Gained Possessions	56	45

Bergamo 07/03/2026 NEW BALANCE ARENA 18:00



## ATALANTA

# 2-2

## UDINESE



### PLAYER STATS

ATALANTA		M	GC	OG	S	AS	CL	LB	FYC	SYC	RC								
29	CARNESECCHI	99'	2		1			15											
ATALANTA		M	G	OG	A	AT	HW	SC	FS	BP	AS	KP	P	P(%)	PA	R	FYC	SYC	RC
3	KOSSOUNOU	58'							51				41	87	15	7			
4	HIEN	99'			1				97				80	98	10	4			
23	KOLAŠINAC	89'						1	89				62	92	21	18			
16	BELLANOVA	58'							29				16	88	11				
6	MUSAH	47'			1			1	39				32	88	17	1			
8	PAŠALIĆ	99'			1			1	91		2	76	91	33	9				
47	BERNASCONI	99'			1			1	78		3	43	82	24	3				
10	SAMARDŽIĆ	58'			1			1	45		3	23	79	18	3				
7	K. SULEMANA	99'			1			3	57		1	31	81	24	4				
9	SCAMACCA	99'	2		6	2	1	1	32		2	13	72	9	3				
15	DE ROON	52'			1			1	58		2	34	72	17	3	1			
19	DJIMSITI	10'							9				9	100	2	1			
59	ZALEWSKI	41'							24	1	1	12	85	8					
77	ZAPPACOSTA	41'			1				32		2	22	91	9					
90	KRSTOVIĆ	41'			7	2			21				8	66	7				
UDINESE		M	GC	OG	S	AS	CL	LB	FYC	SYC	RC								
40	OKOYE	99'	2		2			18	1										
UDINESE		M	G	OG	A	AT	HW	SC	FS	BP	AS	KP	P	P(%)	PA	R	FYC	SYC	RC
31	KRISTENSEN	99'	1		1	1			74				44	86	7	6			
27	KABASELE	99'						1	39				19	95	1	3			
22	MLAČIĆ	47'							18				12	85	3	2	1		
19	EHIZIBUE	99'			1				35				12	70	4	4			
24	PIOTROWSKI	64'						1	25				13	81	8	2			
8	KARLSTRÖM	99'							45				20	83	10	7			
32	EKKELENKAMP	99'			1				44				20	68	14	4			
11	KAMARA	82'			1			1	43				26	86	13	1			
10	ZANILOLO	64'						1	27	1	1	10	55	7	1				
9	DAVIS	77'	1		1	1		2	33		1	17	77	11	2				
6	ZARRAGA	52'			1				27		1	11	68	8	3				
14	ATTA	36'			1				18		1	9	100	6	2				
18	BUKSA	22'							9		1	2	40	1	1				
20	ARIZALA	18'							5			3	100	2	1				
38	MILLER	36'			1			1	14				8	100	3	2			

### Legend

FYC	Yellow Card
OG	Owngoal
BP	Balls Played
SYC	Double Yellow Card
RC	Red Card
G	Goals
GC	Goal Conceded
M	Minutes Played
AS	Assists
FS	Fouls Suffered
A	Attempts
AT	Attempts on target
SC	Scoring Chances
HW	Hit Woodwork
S	Saves
CL	Clearences
LB	Long Ball
P(%)	Passes Completed/Attempted (%)
KP	Key Passes
PA	Balls played forward
P	Passes Completed
R	Gained Possessions

### PLAYERS RANKING

Attempts			Attempts on target			Passes Final Third			Scoring Chances		
1	KRSTOVIĆ	ATA 7	1	SCAMACCA	ATA 2	1	BERNASCONI	ATA 15	1	SCAMACCA	ATA 1
2	SCAMACCA	ATA 6	2	KRSTOVIĆ	ATA 2	2	K. SULEMANA	ATA 14			
3	ATTA	UDI 1	3	DAVIS	UDI 1	3	EKKELENKAMP	UDI 10			
4	ZAPPACOSTA	ATA 1	4	KRISTENSEN	UDI 1	4	SAMARDŽIĆ	ATA 10			
5	KAMARA	UDI 1				5	PAŠALIĆ	ATA 10			
Crosses			Passes Completed			Key Passes			Dribbling		
1	BERNASCONI	ATA 14	1	HIEN	ATA 80	1	SAMARDŽIĆ	ATA 3	1	K. SULEMANA	ATA 5
2	SAMARDŽIĆ	ATA 9	2	PAŠALIĆ	ATA 76	2	BERNASCONI	ATA 3	2	DAVIS	UDI 2
3	ZAPPACOSTA	ATA 6	3	KOLAŠINAC	ATA 62	3	ZAPPACOSTA	ATA 2	3	BUKSA	UDI 1
4	K. SULEMANA	ATA 6	4	KRISTENSEN	UDI 44	4	SCAMACCA	ATA 2	4	KARLSTRÖM	UDI 1
5	ZALEWSKI	ATA 6	5	BERNASCONI	ATA 43	5	PAŠALIĆ	ATA 2	5	EKKELENKAMP	UDI 1

Bergamo 07/03/2026 NEW BALANCE ARENA 18:00



**ATALANTA**

**2-2**

**UDINESE**



## TEAM INDICATORS

58.44%		DANGEROUSITY		48.9%	
DANGEROUSITY IN MANEUVER ACTIONS	DANGEROUSITY IN TRANSITION ACTIONS	Team dangerousity considering player's position of the own team, of the opponents and of the ball.		DANGEROUSITY IN MANEUVER ACTIONS	DANGEROUSITY IN TRANSITION ACTIONS
62.04%	37.25%			49.72%	43.41%
33.16km/h		BALL PACE		26.68km/h	
8.93km/h		BALL CONDUCTION PACE		9.07km/h	
41%		CONDUCTION VS PASSES TIME		59%	
59%				41%	

## RECORDMEN

### PASS GAIN

Number of players overtaken by a vertical pass (only successful passes are considered).

It shows how much a player tends to overcome the opponent's pressure lines.

1	47	LORENZO BERNASCONI	5.14	1	31	THOMAS KRISTENSEN	4.11
2	10	LAZAR SAMARDŽIĆ	3.9	2	22	BRANIMIR MLAČIĆ	3.67
3	3	ODILON KOSSOUNOU	2.56	3	11	HASSANE KAMARA	3.5
4	23	SEAD KOLAŠINAC	2.4	4	9	KEINAN DAVIS	2.5
5	7	KAMALDEEN SULEMANA	2.33	5	40	MADUKA OKOYE	2.33

### PASS RISK

Measures the player's propensity to risk the pass (only successful passes are considered).

1	7	KAMALDEEN SULEMANA	30.6%	1	11	HASSANE KAMARA	60.6%
2	47	LORENZO BERNASCONI	30.38%	2	31	THOMAS KRISTENSEN	32.76%
3	16	RAOUL BELLANOVA	26.75%	3	22	BRANIMIR MLAČIĆ	23.6%
4	3	ODILON KOSSOUNOU	21.93%	4	9	KEINAN DAVIS	23.33%
5	23	SEAD KOLAŠINAC	16.5%	5	19	KINGSLEY EHIZIBUE	23%

### RECEIVED PRESSURE

How much the player with the ball is pressed by the opposite team.

It depends on the speed, running direction and distance from the opponent who is at a shorter distance.

1	9	GIANLUCA SCAMACCA	77.02%	1	9	KEINAN DAVIS	69.34%
2	90	NIKOLA KRSTOVIĆ	76.99%	2	18	ADAM BUKSA	69.33%
3	59	NICOLA ZALEWSKI	63.09%	3	38	LENNON MILLER	68.96%
4	10	LAZAR SAMARDŽIĆ	60.89%	4	10	NICOLÒ ZANIOLO	65.62%
5	7	KAMALDEEN SULEMANA	56.96%	5	8	JESPER KARLSTRÖM	60.41%

### PASS AVAILABILITY

Ability of a player to get away from opponents to receive the ball.

It is computed for all the teammates of the player in possession.

1	19	BERAT DJIMSITI	88.8%	1	22	BRANIMIR MLAČIĆ	81.79%
2	77	DAVIDE ZAPPACOSTA	84.94%	2	38	LENNON MILLER	79.86%
3	47	LORENZO BERNASCONI	84.94%	3	20	JUAN DAVID ARIZALA MICOLTA	78.41%
4	16	RAOUL BELLANOVA	82.61%	4	27	CHRISTIAN KABASELE	75.44%
5	3	ODILON KOSSOUNOU	81.92%	5	31	THOMAS KRISTENSEN	74.62%



**ATALANTA**

**2-2**

**UDINESE**



## PLAYERS RANKING (ATHLETICS PERFORMANCE)

Jog - Run - Sprint (km)			
1	MARIO PAŠALIĆ		Total 11.491
	8.719	2.619	0.096
2	LORENZO BERNASCONI		Total 11.211
	8.267	2.536	0.336
3	KAMALDEEN SULEMANA		Total 10.499
	8.016	2.026	0.394
4	ISAK MALCOLM KWAKU HIEN		Total 10.276
	8.554	1.530	0.134
5	GIANLUCA SCAMACCA		Total 9.939
	8.077	1.717	0.066

Jog - Run - Sprint (km)			
1	JURGEN EKKELENKAMP		Total 12.998
	9.660	2.988	0.290
2	JESPER KARLSTRÖM		Total 12.508
	9.390	2.956	0.111
3	KINGSLEY OSEZELE EHIZIBUE		Total 11.276
	9.197	1.882	0.152
4	THOMAS THIESSON KRISTENSEN		Total 10.656
	8.688	1.798	0.094
5	CHRISTIAN KABASELE		Total 10.147
	8.499	1.454	0.101

AVG Speed km/h (run)			
1	DJIMSITI	ATA	19.756
2	K. SULEMANA	ATA	19.608
3	BERNASCONI	ATA	19.602
4	BELLANOVA	ATA	19.583
5	ZAPPACOSTA	ATA	19.552

AVG Speed km/h (run)			
1	ARIZALA	UDI	19.672
2	DAVIS	UDI	19.661
3	EHIZIBUE	UDI	19.606
4	KAMARA	UDI	19.569
5	ZANILOLO	UDI	19.561

AVG Speed km/h (sprint)			
1	BELLANOVA	ATA	28.281
2	K. SULEMANA	ATA	28.062
3	ZAPPACOSTA	ATA	27.849
4	BERNASCONI	ATA	27.622
5	MUSAH	ATA	27.492

AVG Speed km/h (sprint)			
1	ZARRAGA	UDI	27.680
2	EHIZIBUE	UDI	27.634
3	KAMARA	UDI	27.492
4	ATTA	UDI	27.250
5	EKKELENKAMP	UDI	27.236

## TEAM STATS (ATHLETICS PERFORMANCE)

Distance Covered (km) 117.583

Distance Covered (km) 123.272

Jog - Run - Sprint (km)		
91.895	22.632	2.357

Jog - Run - Sprint (km)		
95.190	25.303	2.021

Fitness data displayed in the report are the ones collected in real time and could be different to the post-processed ones, delivered to the coaching staff

Jog:	0-7 km/h	Run:	7.1-15 km/h	Sprint:	15.1+ km/h	Jog + Run + Sprint:	Distance covered
TOP Sprinter:	Top four players per team						

Bergamo 07/03/2026 NEW BALANCE ARENA 18:00



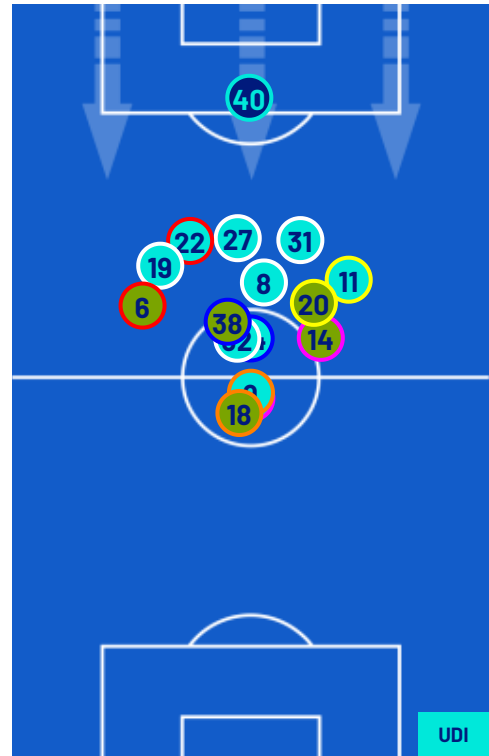
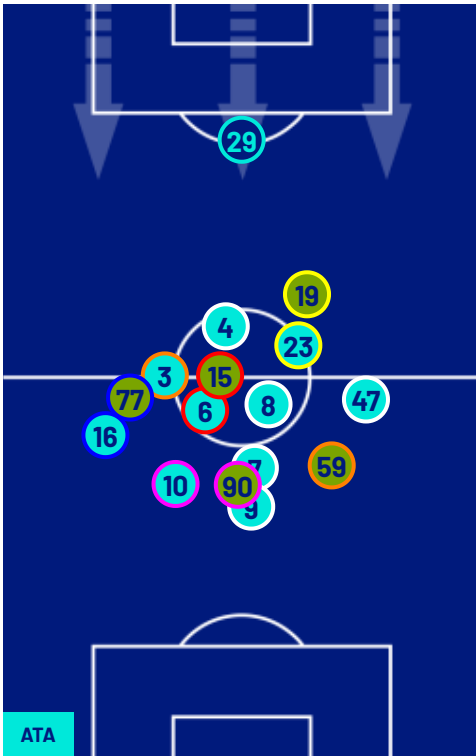
**ATALANTA**

**2-2**

**UDINESE**



## PLAYERS AVERAGE POSITIONS



- Legend:
- |                  |           |            |                           |           |
|------------------|-----------|------------|---------------------------|-----------|
| 1st Substitution | Player In | Player Out | Player In Substitution Of | Player In |
| 2nd Substitution | Player In | Player Out | Player In Substitution Of | Player In |
| 3rd Substitution | Player In | Player Out | Player In Substitution Of | Player In |
| 4th Substitution | Player In | Player Out | Player In Substitution Of | Player In |
| 5th Substitution | Player In | Player Out | Player In Substitution Of | Player In |

Bergamo 07/03/2026 NEW BALANCE ARENA 18:00



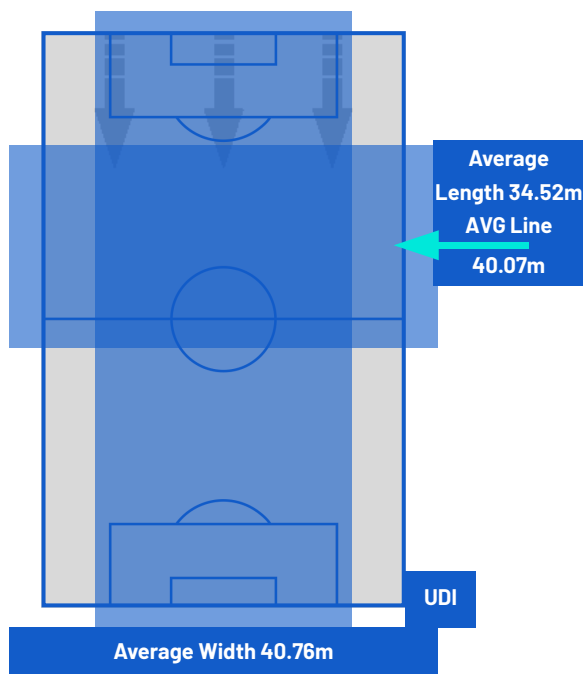
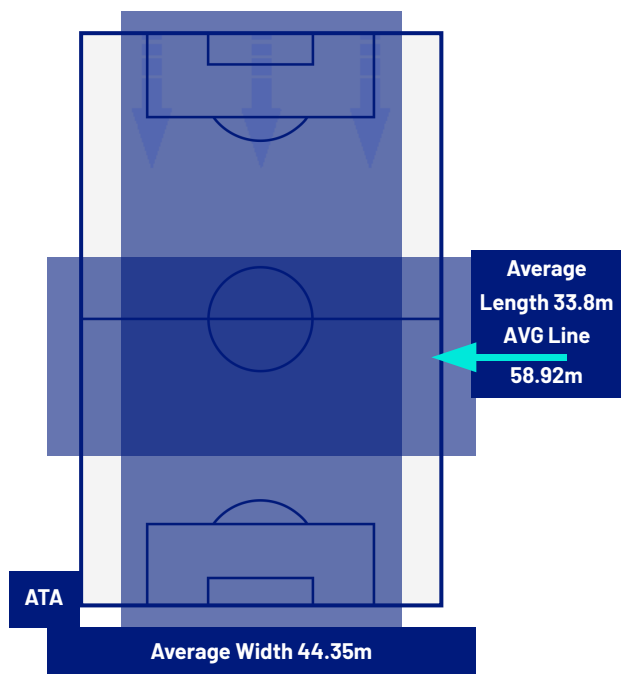
**ATALANTA**

**2-2**

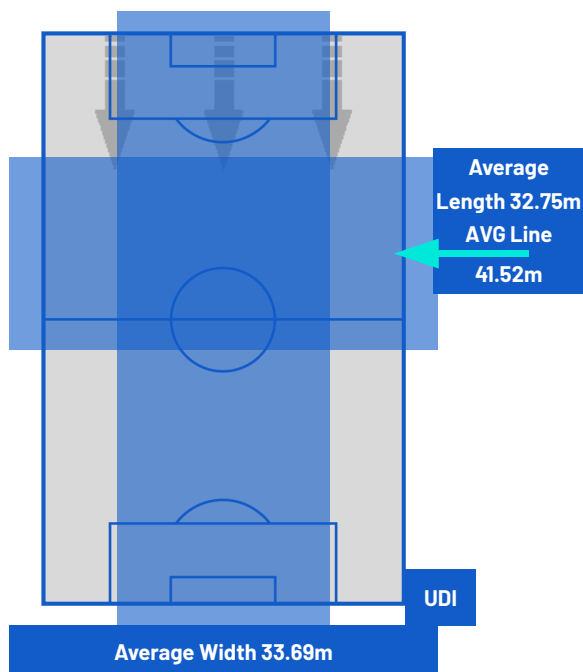
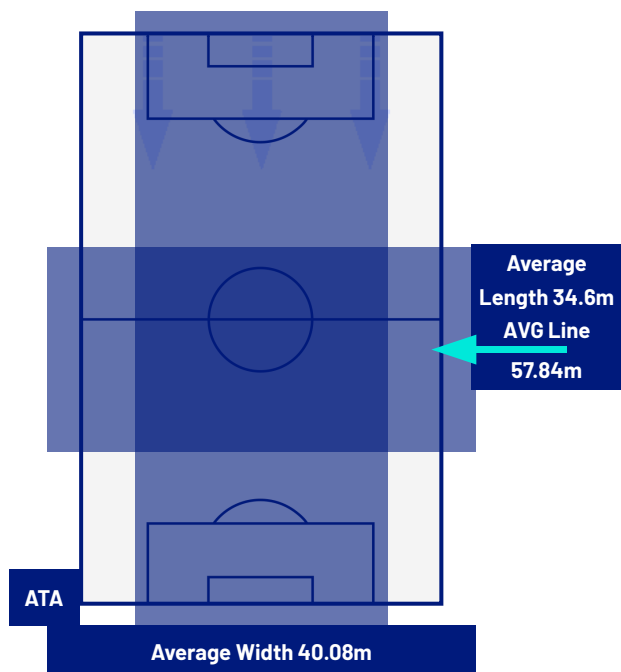
**UDINESE**



## TEAM'S DEFENSE POSITION 1ST HALF



## TEAM'S DEFENSE POSITION 2ND HALF



Bergamo 07/03/2026 NEW BALANCE ARENA 18:00



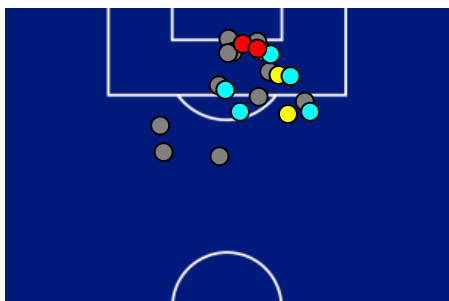
**ATALANTA**

**2-2**

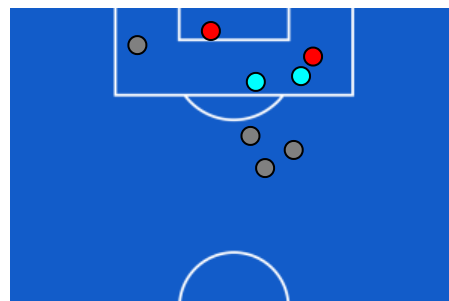
**UDINESE**



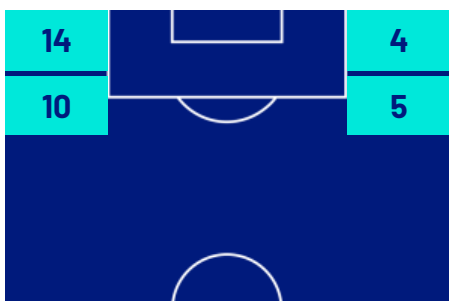
## ATTEMPTS MAP



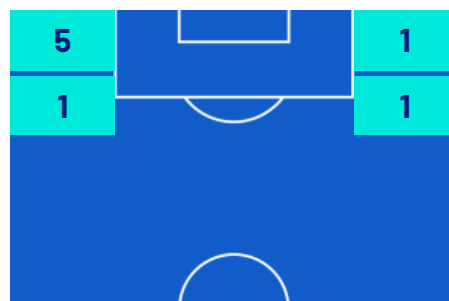
2	Goals	2
4	On target	2
11	Off target	4
5	Blocked	2



## OPEN PLAY CROSSES MAP



10	Crosses completed	1
49	Total crosses	10
20	Accuracy (%)	10



881	Total Balls Played	576
234	DEFENSIVE	258
390	MIDFIELD	206
257	ATTACK ZONE	112

Bergamo 07/03/2026 NEW BALANCE ARENA 18:00



**ATALANTA**

**2-2**

**UDINESE**



## KEY PLAYERS



**GIANLUCA SCAMACCA**

9

Position	Forward
Date of birth	01/01/1999
Nationality	ITA



**KEINAN DAVIS**

9

Position	Forward
Date of birth	13/02/1998
Nationality	ENG

Jog 82% - Run 17% - Sprint 1% **Km 9.939**

8.077 1.717 0.066

### Mvp Stats

Minutes Played	99
Goals	2
Scoring Chances	1
Attempts	6
Attempts on target	2 (2)
Assists	0
Balls Played	32
Passes Completed	13
Passes Completed/Attempted (%)	72
Key Passes	2
Gained Possessions	3
Fouls Suffered	1

Jog 82% - Run 16% - Sprint 2% **Km 8.300**

6.717 1.325 0.198

### Mvp Stats

Minutes Played	77
Goals	1
Scoring Chances	0
Attempts	1
Attempts on target	1 (1)
Assists	0
Balls Played	33
Passes Completed	17
Passes Completed/Attempted (%)	77
Key Passes	1
Gained Possessions	2
Fouls Suffered	2

The above statistics are considered final 24 hours after the end of the match.

The disciplinary sanctions are unofficial, as they come from real-time tracking during the match. They will become official following approval by the relevant bodies.

In the case of uncertainty over the identity of a goalscorer, Lega Serie A will confirm this the day after each round of matches is completed.

The official data providers are Kama, Hawk-Eye, Math and Sport.