

MATCH REPORT



Matchday 16
SERIE A CHAMPIONSHIP 2025-2026



LAZIO



CREMONESE

Roma 20/12/2025
OLIMPICO 18:00

Roma 20/12/2025 OLIMPICO 18:00



LAZIO

0-0

CREMONESE



LINE-UPS

LAZIO

94	PROVEDEL (GK)	
77	MARUŠIĆ	
34	GILA	■
13	ROMAGNOLI	■
3	LU. PELLEGRINI	
8	GUENDOUZI	■
32	CATALDI	
5	VECINO	
22	CANCELLIERI	
11	CASTELLANOS	
9	PEDRO	■



Bench

35	MANDAS (GK)	
55	FURLANETTO (GK)	
4	PATRIC	
14	NOSLIN	
17	NUNO TAVARES	
21	BELAHYANE	
25	PROVSTGAARD	
29	LAZZARI	
31	FERNANDES	
71	FARCOMENI	

CREMONESE

	(GK) AUDERO	1
	F. TERRACCIANO	24
	BASCHIROTTI	6
	FOLINO	55
■	BARBIERI	4
■	GRASSI	33
	BONDO	38
■	PEZZELLA	3
	JOHNSEN	11
	BONAZZOLI	90
	VARDY	10



Bench

	(GK) SILVESTRI	16
	(GK) NAVA	69
	ZERBIN	7
	VALOTI	8
	MOUMBAGNA	14
	SARMIENTO	19
	F. VÁZQUEZ	20
	FLORIANI M.	22
■	CECCHERINI	23
	VANDEPUTTE	27
	FAYE	30
	LORDKIPANIDZE	48
	SANABRIA	99

Head Coach: **MAURIZIO SARRI**

Head Coach: **DAVIDE NICOLA**

Referee: **LUCA PAIRETTO**
 Assistant referee: **PAOLO LAUDATO**
 Assistant referee: **MATTIA REGATTIERI**

Fourth official: **KEVIN BONACINA**
 V.A.R.: **GIACOMO CAMPLONE**
 A.V.A.R.: **GIANLUCA MANGANIELLO**

Roma 20/12/2025 OLIMPICO 18:00

LAZIO

0-0

CREMONESE

MATCH EVENTS



Legend:

- Goals
- Penalty
- Yellow Card
- Red Card
- Double Yellow Card
- Owngoal
- Assist
- Substitution

Roma 20/12/2025 OLIMPICO 18:00



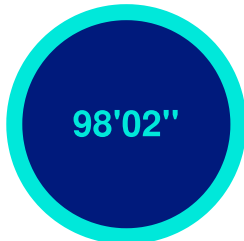
LAZIO

0-0


CREMONESE



GAME TIME



Effective
played time:
61%



1st Half - 2nd Half
32'23" - 27'46"

BALL POSSESSION

LAZIO

CREMONESE

QUARTERS BALL POSSESSION

1H	0'-15'	2H	46'-60'
39.17%	60.83%	37.93%	62.07%
16'-30'	61'-75'	31'-46'	76'-98'
39.68%	60.32%	44.59%	55.41%
53.85%	46.15%	48.55%	51.45%

TEAM STATS

	LAZ	CRE
Attempts	8	9
Attempts on target	2	2
Attempts on target from penalty box	4	1
Post		
Bar		
Attempts off target	3	4
Blocked Shots	3	3
Scoring Chances	1	1
Key Passes	4	3
Assists		
Fouls Committed	13	22
Corners	3	
Offsides		2
Cross Completed/Total	4/22	1/9
Dribbling	10	3
Passes Completed	500	371
Passes Completed/Attempted (%)	88	83
Passes Final Third	78	30
Balls played forward	203	86
Long Passes	38	41
Saves	2	2
Gained Possessions	45	52

Roma 20/12/2025 OLIMPICO 18:00

LAZIO

0-0

CREMONESE

PLAYER STATS

LAZIO		M	GC	OG	S	AS	CL	LB	FYC	SYC	RC								
94	PROVEDEL	99'			2			13											
LAZIO		M	G	OG	A	AT	PT	SC	FS	BP	AS	KP	P	P(%)	PA	R	FYC	SYC	RC
77	MARUŠIĆ	99'			1	1			1			1	63	85	24	6			
34	GILA	99'											75	97	14	7	1		
13	ROMAGNOLI	99'							1				70	94	12	3	1		
3	LU. PELLEGRINI	83'								1			40	86	15	5			
8	GUENDOUZI	99'			1				3			1	51	91	35	5	1		
32	CATALDI	99'			2							1	60	85	33	9			
5	VECINO	65'											22	81	9	2			
22	CANCELLIERI	99'							7				29	85	19	3			
11	CASTELLANOS	99'			1	1			3			1	13	86	11				
9	PEDRO	65'			1				2				22	84	15		1		
14	NOSLIN	34'			2			1	1				14	93	8	2			
21	BELAHYANE	34'											5	62	3				
29	LAZZARI	16'							1				9	100	5				
CREMONESE		M	GC	OG	S	AS	CL	LB	FYC	SYC	RC								
1	AUDERO	99'			3		1	19											
CREMONESE		M	G	OG	A	AT	PT	SC	FS	BP	AS	KP	P	P(%)	PA	R	FYC	SYC	RC
24	F. TERRACCIANO	99'										1	60	90	11	7			
6	BASCHIROTTI	99'											57	93	2	5			
55	FOLINO	71'							1				39	78	5	2			
4	BARBIERI	89'							1				33	86	14	4	1		
33	GRASSI	71'							1				27	87	10	9	1		
38	BONDO	99'			1				2				33	91	10	2			
3	PEZZELLA	99'							1				18	75	8	3	1		
11	JOHNSEN	78'			1								8	47	2	2			
90	BONAZZOLI	78'			3	1			1			1	15	83	8	5			
10	VARDY	99'			1			1	1				7	70	4	2			
7	ZERBIN	21'											2	40	2				
22	FLORIANI M.	10'														1			
23	CECCHERINI	28'			1								9	100	3				1
27	VANDEPUTTE	28'			1							1	17	80	5	2			
99	SANABRIA	21'			1	1			2				4	100	2	1			

Legend

FYC	Yellow Card
OG	Owngoal
BP	Balls Played
SYC	Double Yellow Card
RC	Red Card
G	Goals
GC	Goal Conceded
M	Minutes Played
AS	Assists
FS	Fouls Suffered
A	Attempts
AT	Attempts on target
SC	Scoring Chances
PT	Posts
S	Saves
CL	Clearences
LB	Long Ball
P(%)	Passes Completed/Attempted (%)
KP	Key Passes
PA	Balls played forward
P	Passes Completed
R	Gained Possessions

PLAYERS RANKING

Attempts		Attempts on target		Passes Final Third		Scoring Chances	
1	BONAZZOLI CRE 3	1	MARUŠIĆ LAZ 1	1	GUENDOUZI LAZ 13	1	VARDY CRE 1
2	CATALDI LAZ 2	2	SANABRIA CRE 1	2	MARUŠIĆ LAZ 12	2	NOSLIN LAZ 1
3	NOSLIN LAZ 2	3	BONAZZOLI CRE 1	3	CANCELLIERI LAZ 11		
4	MARUŠIĆ LAZ 1	4	CASTELLANOS LAZ 1	4	CATALDI LAZ 10		
5	SANABRIA CRE 1			5	CASTELLANOS LAZ 9		
Crosses		Passes Completed		Key Passes		Dribbling	
1	CATALDI LAZ 5	1	GILA LAZ 75	1	MARUŠIĆ LAZ 1	1	GUENDOUZI LAZ 3
2	LU. PELLEGRINI LAZ 5	2	ROMAGNOLI LAZ 70	2	CATALDI LAZ 1	2	LAZZARI LAZ 2
3	GUENDOUZI LAZ 4	3	MARUŠIĆ LAZ 63	3	BONAZZOLI CRE 1	3	CANCELLIERI LAZ 2
4	MARUŠIĆ LAZ 3	4	CATALDI LAZ 60	4	F. TERRACCIANO CRE 1	4	MARUŠIĆ LAZ 1
5	PEZZELLA CRE 2	5	F. TERRACCIANO CRE 60	5	VANDEPUTTE CRE 1	5	SANABRIA CRE 1

Roma 20/12/2025 OLIMPICO 18:00



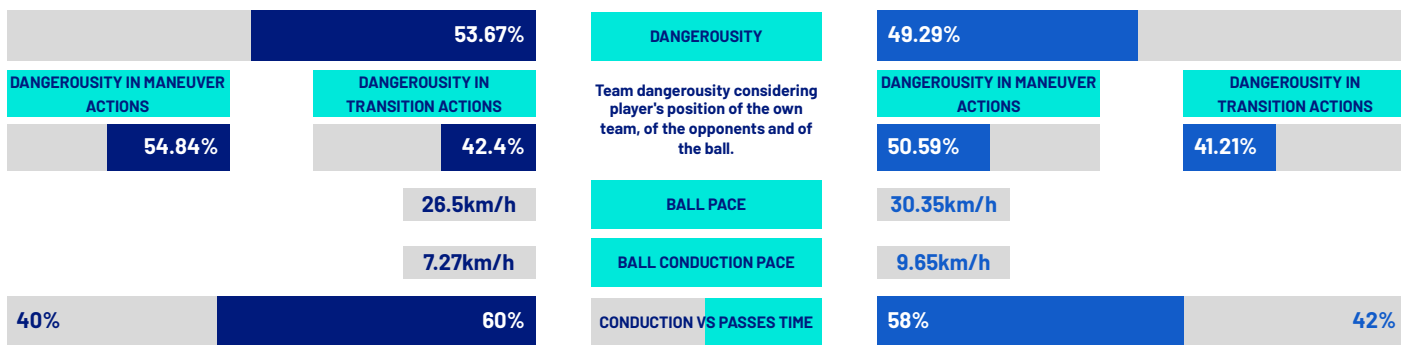
LAZIO

0-0

CREMONESE



TEAM INDICATORS



RECORDMEN

PASS GAIN

Number of players overtaken by a vertical pass (only successful passes are considered).

It shows how much a player tends to overcome the opponent's pressure lines.

1	6	REDA BELAHYANE	3.67	1	27	JARI VANDEPUTTE	3
2	11	VALENTÍN CASTELLANOS	3	2	17	FEDERICO CECCHERINI	2.8
3	3	LUCA PELLEGRINI	2.9	3	13	GIUSEPPE PEZZELLA	2.75
4	13	ALESSIO ROMAGNOLI	2.78	4	1	EMIL AUDERO	2.71
5	9	PEDRO	2.45	5	24	ALESSIO ZERBIN	2.5

PASS RISK

Measures the player's propensity to risk the pass (only successful passes are considered).

1	6	REDA BELAHYANE	26%	1	27	JARI VANDEPUTTE	33.29%
2	22	MATTEO CANCELLIERI	26%	2	13	GIUSEPPE PEZZELLA	23.82%
3	8	MATÍAS VECINO	25.47%	3	11	DENNIS JOHNSEN	19.6%
4	9	PEDRO	23.43%	4	1	EMIL AUDERO	18.53%
5	11	VALENTÍN CASTELLANOS	23.2%	5	6	FEDERICO BASCHIROTTA	17.51%

RECEIVED PRESSURE

How much the player with the ball is pressed by the opposite team.

It depends on the speed, running direction and distance from the opponent who is at a shorter distance.

1	11	VALENTÍN CASTELLANOS	69.97%	1	99	ANTONIO SANABRIA	77.88%
2	8	MATÍAS VECINO	66.7%	2	22	ROMANO FLORIANI M.	71.9%
3	22	MATTEO CANCELLIERI	64.24%	3	10	JAMIE VARDY	71.36%
4	14	TIJJANI NOSLIN	64.13%	4	30	MIKAYIL FAYE	63.45%
5	8	MATTÉO GUENDOUZI	59.73%	5	90	FEDERICO BONAZZOLI	62.77%

PASS AVAILABILITY

Ability of a player to get away from opponents to receive the ball.

It is computed for all the teammates of the player in possession.

1	29	MANUEL LAZZARI	91.17%	1	13	GIUSEPPE PEZZELLA	81.44%
2	13	ALESSIO ROMAGNOLI	86.42%	2	23	FRANCESCO FOLINO	80.38%
3	77	A. MARUSIC	85.69%	3	24	ALESSIO ZERBIN	79.15%
4	3	LUCA PELLEGRINI	82.91%	4	6	FEDERICO BASCHIROTTA	78.39%
5	6	REDA BELAHYANE	82.53%	5	97	FILIPPO TERRACCIANO	77.28%

Roma 20/12/2025 OLIMPICO 18:00



LAZIO

0-0

CREMONESE



PLAYERS RANKING (ATHLETICS PERFORMANCE)

Jog - Run - Sprint (km)			
1	DANILO CATALDI	Total	12.217
		9.442	2.548
		0.145	
2	MATTEO ELIAS KENZO GUENDOUZI OLIE	Total	11.485
		8.720	2.504
		0.189	
3	VALENTIN MARIANO CASTELLANOS GIMENEZ	Total	11.068
		8.322	2.443
		0.234	
4	MATTEO CANCELLIERI	Total	10.992
		8.227	2.344
		0.360	
5	ADAM MARUŠIĆ	Total	10.478
		8.195	1.867
		0.332	

Jog - Run - Sprint (km)			
1	WARREN PIERRE BONDO	Total	11.650
		9.048	2.473
		0.077	
2	FILIPPO TERRACCIANO	Total	11.053
		8.967	1.955
		0.055	
3	TOMMASO BARBIERI	Total	10.990
		7.853	2.678
		0.412	
4	FEDERICO BASCHIROTTO	Total	10.614
		8.978	1.460
		0.101	
5	GIUSEPPE PEZZELLA	Total	10.414
		8.062	2.022
		0.243	

AVG Speed km/h (run)			
1	LAZZARI	LAZ	19.794
2	GILA	LAZ	19.693
3	PEDRO	LAZ	19.651
4	CANCELLIERI	LAZ	19.592
5	MARUŠIĆ	LAZ	19.590

AVG Speed km/h (run)			
1	FLORIANI M.	CRE	19.939
2	SANABRIA	CRE	19.745
3	BARBIERI	CRE	19.566
4	JOHNSEN	CRE	19.556
5	VARDY	CRE	19.529

AVG Speed km/h (sprint)			
1	CANCELLIERI	LAZ	28.221
2	LU. PELLEGRINI	LAZ	27.888
3	MARUŠIĆ	LAZ	27.729
4	LAZZARI	LAZ	27.571
5	GILA	LAZ	27.367

AVG Speed km/h (sprint)			
1	VANDEPUTTE	CRE	29.094
2	FLORIANI M.	CRE	27.801
3	JOHNSEN	CRE	27.660
4	FOLINO	CRE	27.577
5	BARBIERI	CRE	27.377

TEAM STATS (ATHLETICS PERFORMANCE)

Distance Covered (km) 115.557

Distance Covered (km) 116.824

Jog - Run - Sprint (km)		
89.211	23.015	2.392

Jog - Run - Sprint (km)		
92.387	21.526	2.037

Fitness data displayed in the report are the ones collected in real time and could be different to the post-processed ones, delivered to the coaching staff

Jog:	0-7 km/h	Run:	7.1-15 km/h	Sprint:	15.1+ km/h	Jog + Run + Sprint:	Distance covered
TOP Sprinter:	Top four players per team						

Roma 20/12/2025 OLIMPICO 18:00



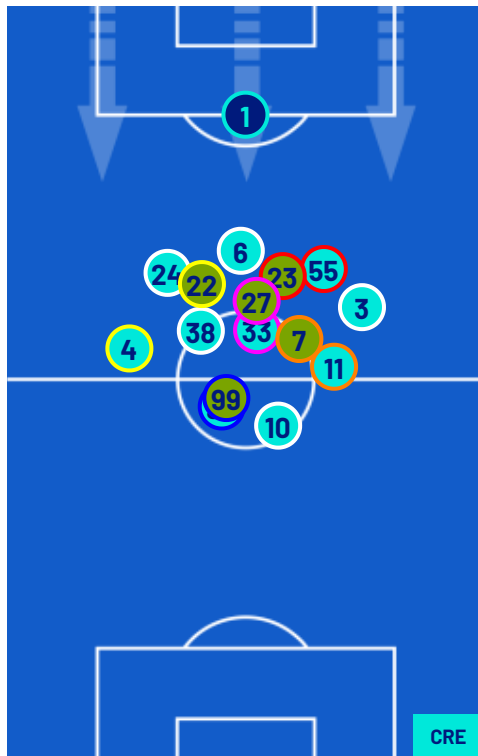
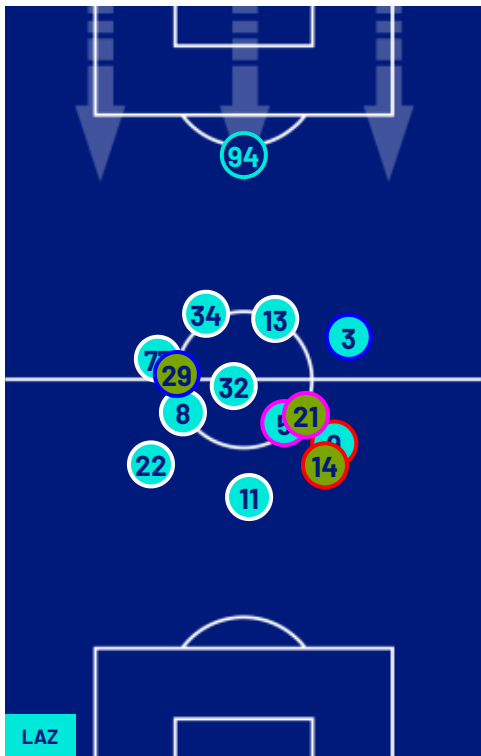
LAZIO

0-0

CREMONESE



PLAYERS AVERAGE POSITIONS



Legend:

- 1st Substitution ● Player In
- 2nd Substitution ● Player In
- 3rd Substitution ● Player In
- 4th Substitution ● Player In
- 5th Substitution ● Player In

- Player Out
- Player Out
- Player Out
- Player Out
- Player Out

- Player In Substitution Of
- Player In Substitution Of
- Player In Substitution Of
- Player In Substitution Of

-
-
-
-

Roma 20/12/2025 OLIMPICO 18:00



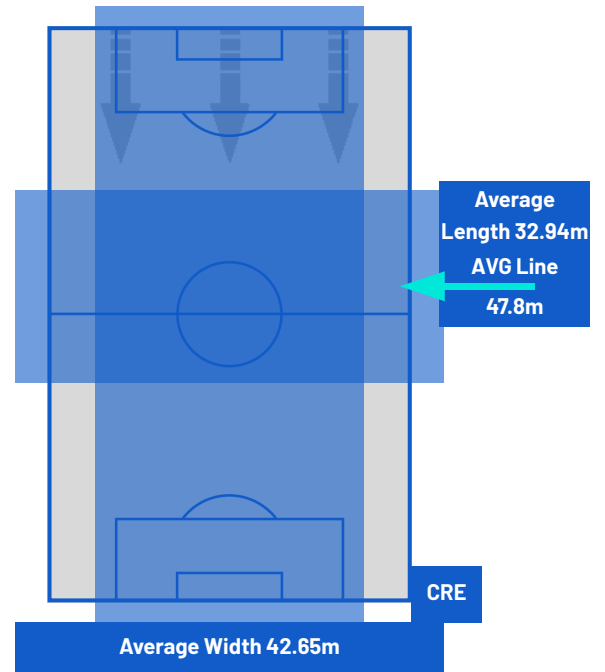
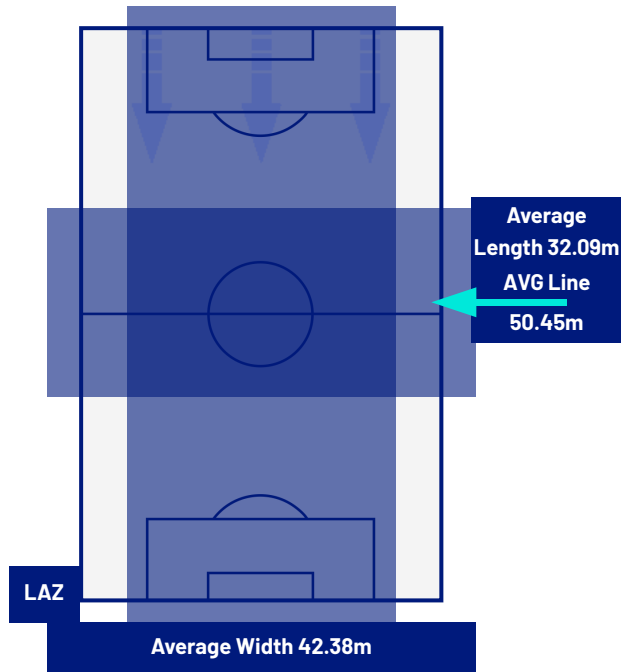
LAZIO

0-0

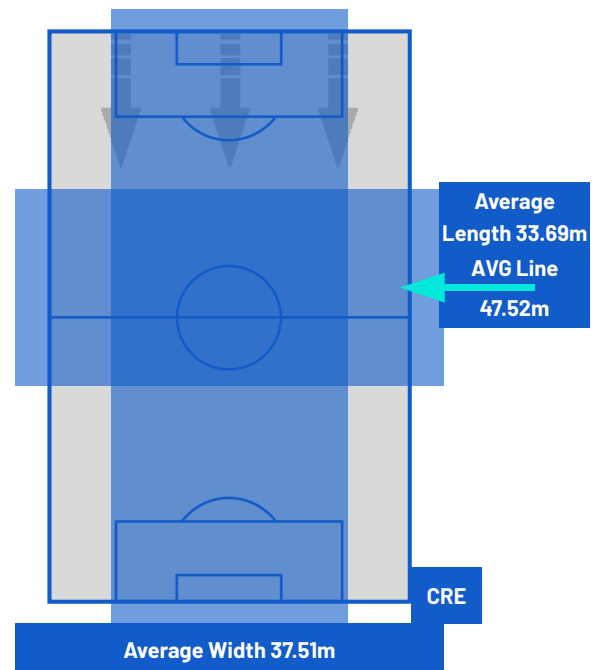
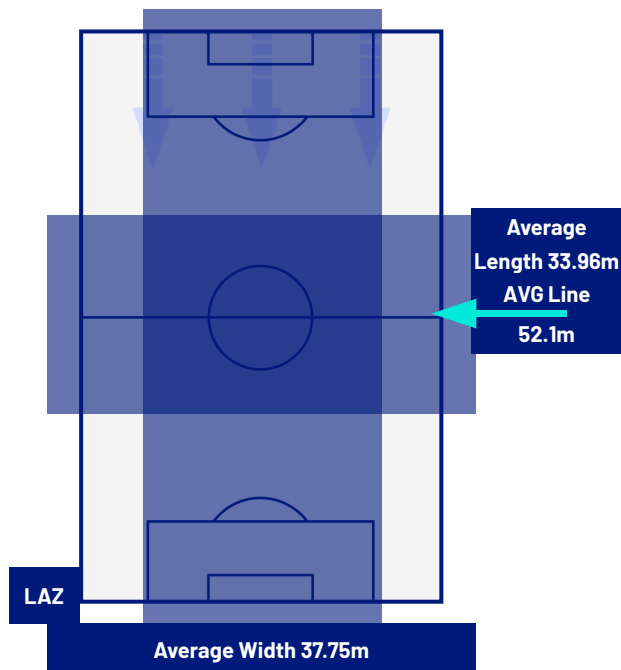
CREMONESE



TEAM'S DEFENSE POSITION 1ST HALF



TEAM'S DEFENSE POSITION 2ND HALF



Roma 20/12/2025 OLIMPICO 18:00



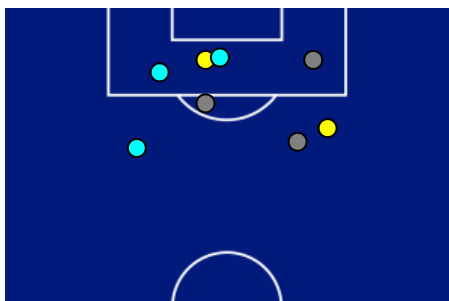
LAZIO

0-0

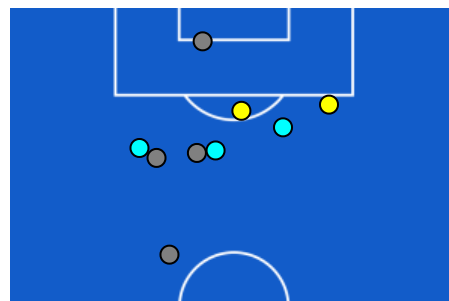
CREMONESE



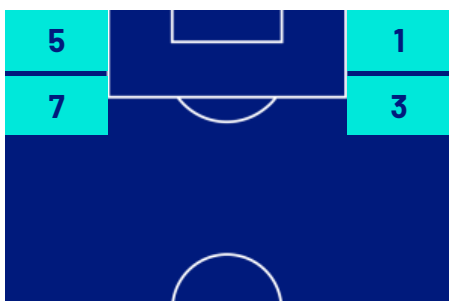
ATTEMPTS MAP



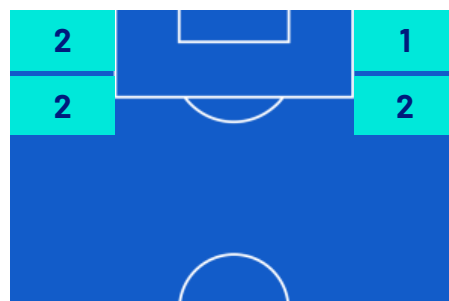
0	Goals	0
2	On target	2
3	Off target	4
3	Blocked	3



OPEN PLAY CROSSES MAP



4	Crosses completed	1
22	Total crosses	9
18	Accuracy (%)	11



797	Total Balls Played	686
236	DEFENSIVE	308
392	MIDFIELD	284
169	ATTACK ZONE	94

Roma 20/12/2025 OLIMPICO 18:00



LAZIO

0-0

CREMONESE



KEY PLAYERS

 MATTEO ELIAS KENZO GUENDOUZI OLIE	8
Position	Midfielder
Date of birth	14/04/1999
Nationality	FRA

Jog 42% - Run 46% - Sprint 12% **Km 11.485**

8.720	2.504	0.189
-------	-------	-------

Mvp Stats

Minutes Played	99
Goals	0
Scoring Chances	0
Attempts	1
Attempts on target	0 (0)
Assists	0
Balls Played	0
Passes Completed	51
Passes Completed/Attempted (%)	91
Key Passes	1
Gained Possessions	5
Fouls Suffered	3

 FEDERICO BONAZZOLI	90
Position	Forward
Date of birth	21/05/1997
Nationality	ITA

Jog 47% - Run 41% - Sprint 12% **Km 9.098**

7.164	1.805	0.074
-------	-------	-------

Mvp Stats

Minutes Played	78
Goals	0
Scoring Chances	0
Attempts	3
Attempts on target	1 (0)
Assists	0
Balls Played	0
Passes Completed	15
Passes Completed/Attempted (%)	83
Key Passes	1
Gained Possessions	5
Fouls Suffered	1

The above statistics are considered final 24 hours after the end of the match.

The disciplinary sanctions are unofficial, as they come from real-time tracking during the match. They will become official following approval by the relevant bodies.

In the case of uncertainty over the identity of a goalscorer, Lega Serie A will confirm this the day after each round of matches is completed.

The official data providers are Kama, Hawk-Eye, Math and Sport.