MATCH REPORT

Matchday 10

SERIE A CHAMPIONSHIP 2026-2027

LAZIO

CAGLIARI

Roma 01/11/2026

OLIMPICO 15:00

MATCH REPORT

Roma 01/11/2026 OLIMPICO 15:00

LAZIO 2-1 CAGLIARI

LINE-UPS

LAZIO

35	MANDAS (GK)	
15	FLORIANI M.	
37	ŠUTALO	
25	PROVSTGAARD	
17	NUNO TAVARES	
16	FRATTESI	
21	BELAHYANE	
24	TAYLOR	
11	ISAKSEN	⚽
14	NOSLIN	👟
10	ZACCAGNI	



Bench

40	MOTTA (GK)	
47	RENZETTI (GK)	
2	DIOGO LEITE	
3	LU. PELLEGRINI	
5	DOEKHI	
7	DELE-BASHIRU	
9	PINAMONTI	⚽ 🟨
22	CANCELLIERI	
23	PEDRAZA	👟
28	PRZYBOREK	
29	LAZZARI	
32	CATALDI	
33	R. BORDON	
71	FARCOMENI	
76	F. BORDON	

Head Coach: GENNARO GATTUSO

CAGLIARI

(GK) CAPRILE	1	
ZÉ PEDRO	2	
DEIOLA	14	
J. RODRÍGUEZ	15	🟨
OBERT	33	🟥
ADOPO	8	
A. ROMANO	4	
FADERA	39	👟
MALDINI	70	
FAZZINI	10	🟨
NZOLA	18	⚽

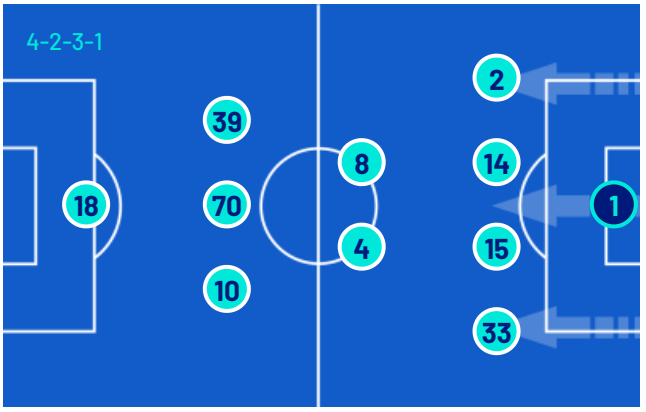

Bench

(GK) SHERRI	12	
(GK) RADUNOVIĆ	23	
WINKS	6	
KEVIN CARLOS	9	
TREPY	19	
CIERVO	20	
GAGLIARDINI	21	
KOFLER	22	
AURELIO	24	
MINA	26	
LITETA	27	
SUGAWARA	28	
MENDY	31	
SULEV	32	
MASSOLIN	79	

Head Coach: FABIO PISACANE

Referee: ANDREA COLOMBO
Assistent referee: DOMENICO PALERMO
Assistent referee: VITO MASTRODONATO

Fourth official: ROSARIO ABISSO
V.A.R.: IVANO PEZZUTO
A.V.A.R.: FEDERICO DIONISI

MATCH REPORT

Roma 01/11/2026 OLIMPICO 15:00

LAZIO 2-1 CAGLIARI

MATCH EVENTS

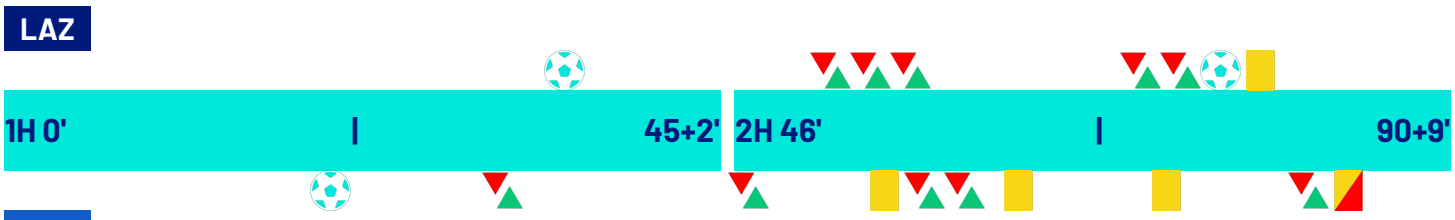

LAZIO			CAGLIARI
2			1
		21'	M'BALA NZOLA
		21'	(ALIEU FADERA)
		32'	RAPHAEL KOFLER | ALIEU FADERA
GUSTAV ISAKSEN	36'		
(TIJJANI NOSLIN)	36'		
		46'	PAUL MENDY | M'BALA NZOLA
ALFONSO PEDRAZA | NUNO TAVARES	55'		
FISAYO DELE-BASHIRU | DAVIDE FRATTESI	55'		
ANDREA PINAMONTI | MATTIA ZACCAGNI	55'		
		59'	JACOPO FAZZINI
		64'	JOSEPH LITETA | JACOPO FAZZINI
		64'	YAEL TREPY | DANIEL MALDINI
		66'	JUAN RODRÍGUEZ
DIOGO LEITE | OLIVER PROVSTGAARD	75'		
		77'	ADAM OBERT
DANILO CATALDI | REDA BELAHYANE	81'		
ANDREA PINAMONTI	83'		
(ALFONSO PEDRAZA)	83'		
ANDREA PINAMONTI	85'		
		89'	KEVIN CARLOS | ALESSANDRO DEIOLA
		90+1'	ADAM OBERT

Legend:
Goals · Penalty · Yellow Card · Red Card · Double Yellow Card
Owngoal · Assist · Substitution

MATCH REPORT

Roma 01/11/2026 OLIMPICO 15:00

LAZIO	2-1	CAGLIARI

GAME TIME

99'05''

Effective played time: 63%

62'48''

1st Half - 2nd Half
33'52'' - 28'56''

BALL POSSESSION

LAZIO CAGLIARI

QUARTERS BALL POSSESSION

	LAZIO	CAGLIARI
1H 0'-15'	76.39%	23.61%
16'-30'	69.15%	30.85%
31'-46'	71.16%	28.84%
2H 46'-60'	77.47%	22.53%
61'-75'	67.57%	32.43%
76'-99'	74.11%	25.89%

TEAM STATS

	LAZ	CAG
Attempts	11	9
Attempts on target	4	3
Attempts on target from penalty box	8	6
Post		
Bar		
Attempts off target	6	4
Blocked Shots	1	2
Scoring Chances	1	1
Key Passes	10	8
Assists	2	1
Fouls Committed	7	18
Corners	2	2
Offsides	3	2
Cross Completed/Total	6/18	2/7
Dribblings	13	6
Passes Completed	699	209
Passes Completed/Attempted (%)	89	73
Passes Final Third	117	25
Balls played forward	347	67
Long Passes	49	32
Saves	2	2
Gained Possessions	66	57

MATCH REPORT

Roma 01/11/2026 OLIMPICO 15:00

LAZIO 2-1 CAGLIARI

PLAYER STATS

LAZIO	M	GC	OG	S	AS	CL	LB	FYC	SYC	RC
35 MANDAS	100'	1		2			19			

	M	G	OG	A	AT	HW	SC	FS	BP	AS	KP	P	P(%)	PA	R	FYC	SYC	RC
15 FLORIANI M.	100'			1				2	65		1	42	93	21	6			
37 ŠUTALO	100'								123			104	96	26	11			
25 PROVSTGAARD	76'			1					138			107	92	46	7			
17 NUNO TAVARES	57'							1	60		1	40	85	29	3			
16 FRATTESI	57'			1	1				20			14	87	8	3			
21 BELAHYANE	82'								116			94	90	46	5			
24 TAYLOR	100'			1				1	103		2	82	92	60	9			
11 ISAKSEN	100'	1		3	1			8	63			32	84	24	5			
14 NOSLIN	100'			1					52	1	2	32	80	24	3			
10 ZACCAGNI	57'			1	1			2	45		1	26	74	22	1			
2 DIOGO LEITE	24'								21			12	92	2	3			
7 DELE-BASHIRU	44'			1				2	34		1	27	100	17	5			
9 PINAMONTI	44'	1		1	1		1		13		1	7	70	6		1		
23 PEDRAZA	44'							1	22	1	1	13	81	8	3			
32 CATALDI	18'								17			13	92	8	1			

CAGLIARI	M	GC	OG	S	AS	CL	LB	FYC	SYC	RC
1 CAPRILE	100'	2		3		1	29			

	M	G	OG	A	AT	HW	SC	FS	BP	AS	KP	P	P(%)	PA	R	FYC	SYC	RC
2 ZÉ PEDRO	100'			1				1	57		1	20	66	3	7			
14 DEIOLA	90'								35		1	22	84	5	5			
15 J. RODRÍGUEZ	100'			1					56			28	80	4	8	1		
33 OBERT	92'								46		1	15	75	8	2		1	1
8 ADOPO	100'			1	1				35			16	76	6	4			
4 A. ROMANO	100'			1	1			2	19		1	12	80	6	4			
39 FADERA	32'			1				1	24	1	1	11	73	5	5			
70 MALDINI	65'								21		2	11	91	5	1			
10 FAZZINI	65'			1					34			15	78	8	6	1		
18 NZOLA	47'	1		1	1		1		20			10	71	8				
9 KEVIN CARLOS	10'								7			3	75	3				
19 TREPY	35'			2					14		1	2	40	2				
22 KOFLER	68'							1	31			19	95	1	5			
27 LITETA	35'								20			7	100	1	6			
31 MENDY	54'							2	16			3	42	2	3			

Legend

FYC	Yellow Card
OG	Owngoal
BP	Balls Played
SYC	Double Yellow Card
RC	Red Card
G	Goals
GC	Goal Conceded
M	Minutes Played
AS	Assists
FS	Fouls Suffered
A	Attempts
AT	Attempts on target
SC	Scoring Chances
HW	Posts
S	Saves
CL	Clearences
LB	Long Ball
P(%)	Passes Completed/Attempted (%)
KP	Key Passes
PA	Balls played forward
P	Passes Completed
R	Gained Possessions

PLAYERS RANKING

Attempts			
1	ISAKSEN	LAZ	3
2	TREPY	CAG	2
3	A. ROMANO	CAG	1
4	FADERA	CAG	1
5	PINAMONTI	LAZ	1

Attempts on target			
1	A. ROMANO	CAG	1
2	PINAMONTI	LAZ	1
3	FRATTESI	LAZ	1
4	ISAKSEN	LAZ	1
5	NZOLA	CAG	1

Passes Final Third			
1	NOSLIN	LAZ	20
2	TAYLOR	LAZ	18
3	ISAKSEN	LAZ	12
4	ZACCAGNI	LAZ	12
5	NUNO TAVARES	LAZ	12

Scoring Chances			
1	PINAMONTI	LAZ	1
2	NZOLA	CAG	1

Crosses			
1	TAYLOR	LAZ	5
2	ISAKSEN	LAZ	4
3	OBERT	CAG	3
4	ZACCAGNI	LAZ	3
5	NUNO TAVARES	LAZ	3

Passes Completed			
1	PROVSTGAARD	LAZ	107
2	ŠUTALO	LAZ	104
3	BELAHYANE	LAZ	94
4	TAYLOR	LAZ	82
5	MANDAS	LAZ	54

Key Passes			
1	MALDINI	CAG	2
2	TAYLOR	LAZ	2
3	NOSLIN	LAZ	2
4	OBERT	CAG	1
5	DEIOLA	CAG	1

Dribblings			
1	ISAKSEN	LAZ	6
2	NOSLIN	LAZ	3
3	DELE-BASHIRU	LAZ	2
4	PEDRAZA	LAZ	1
5	FADERA	CAG	1

MATCH REPORT

Roma 01/11/2026 OLIMPICO 15:00

LAZIO	2-1	CAGLIARI

COACH

TEAM INDICATORS

LAZIO		CAGLIARI
59.5%	DANGEROUSITY	48.74%
DANGEROUSITY IN MANEUVER ACTIONS: 59.48%	Team dangerousity considering player's position of the own team, of the opponents and of the ball.	DANGEROUSITY IN MANEUVER ACTIONS: 49.4%
DANGEROUSITY IN TRANSITION ACTIONS: 59.86%		DANGEROUSITY IN TRANSITION ACTIONS: 47.38%
26.1km/h	BALL PACE	23.65km/h
9.65km/h	BALL CONDUCTION PACE	8.82km/h
40% / 60%	CONDUCTION VS PASSES TIME	65% / 35%

RECORDMEN

PASS GAIN

Number of players overtaken by a vertical pass (only successful passes are considered).
It shows how much a player tends to overcome the opponent's pressure lines.

		LAZIO				CAGLIARI	
1	2	DIOGO LEITE	4	1	1	ELIA CAPRILE	6.12
2	23	ALFONSO PEDRAZA	3.13	2	15	JUAN RODRÍGUEZ	4.14
3	17	NUNO TAVARES	2.75	3	22	RAPHAEL KOFLER	3.86
4	10	MATTIA ZACCAGNI	2.56	4	33	ADAM OBERT	3.31
5	24	KENNETH TAYLOR	2.52	5	2	ZÉ PEDRO	3.08

PASS RISK

Measures the player's propensity to risk the pass (only successful passes are considered).

		LAZIO				CAGLIARI	
1	17	NUNO TAVARES	32.54%	1	1	ELIA CAPRILE	48.64%
2	23	ALFONSO PEDRAZA	31.67%	2	15	JUAN RODRÍGUEZ	39.27%
3	24	KENNETH TAYLOR	24.45%	3	2	ZÉ PEDRO	35.29%
4	15	ROMANO FLORIANI M.	23.79%	4	8	MICHEL ADOPO	34.15%
5	32	DANILO CATALDI	23.33%	5	33	ADAM OBERT	32.38%

RECEIVED PRESSURE

How much the player with the ball is pressed by the opposite team.
It depends on the speed, running direction and distance from the opponent who is at a shorter distance.

		LAZIO				CAGLIARI	
1	9	ANDREA PINAMONTI	74.23%	1	18	M'BALA NZOLA	73.02%
2	16	DAVIDE FRATTESI	67.17%	2	9	KEVIN CARLOS	72.35%
3	14	TIJJANI NOSLIN	63.49%	3	31	PAUL MENDY	70.64%
4	7	FISAYO DELE-BASHIRU	60.39%	4	10	JACOPO FAZZINI	66.23%
5	24	KENNETH TAYLOR	59.63%	5	14	ALESSANDRO DEIOLA	57.36%

PASS AVAILABILITY

Ability of a player to get away from opponents to receive the ball.
It is computed for all the teammates of the player in possession.

		LAZIO				CAGLIARI	
1	37	JOSIP ŠUTALO	81.34%	1	15	JUAN RODRÍGUEZ	79.61%
2	25	OLIVER PROVSTGAARD	80.82%	2	22	RAPHAEL KOFLER	77.41%
3	17	NUNO TAVARES	77.23%	3	39	ALIEU FADERA	74.31%
4	11	GUSTAV ISAKSEN	76.85%	4	2	ZÉ PEDRO	72.02%
5	21	REDA BELAHYANE	76.57%	5	33	ADAM OBERT	69.89%

MATCH REPORT

Roma 01/11/2026 OLIMPICO 15:00

LAZIO 2-1 CAGLIARI

PLAYERS RANKING (ATHLETICS PERFORMANCE)

Jog - Run - Sprint (km)				
1	ROMANO FLORIANI MUSSOLINI			Total 12.473
	9.856	2.281	0.326	
2	KENNETH INA DOROTHEA TAYLOR			Total 12.399
	9.717	2.532	0.094	
3	GUSTAV TANG ISAKSEN			Total 12.300
	9.733	2.328	0.208	
4	JOSIP ŠUTALO			Total 11.601
	9.488	1.932	0.148	
5	TIJJANI NOSLIN			Total 11.397
	8.584	2.426	0.329	

Jog - Run - Sprint (km)				
1	ALESSANDRO GIANNI ROMANO			Total 12.213
	9.808	2.278	0.084	
2	NDARY MICHEL ADOPO			Total 11.915
	9.064	2.555	0.251	
3	ALESSANDRO DEIOLA			Total 10.781
	8.097	2.489	0.144	
4	ADAM OBERT			Total 10.639
	8.553	1.943	0.097	
5	JOSÉ PEDRO DA SILVA FIGUEIREDO FREITAS			Total 10.571
	8.706	1.694	0.100	

AVG Speed km/h (run)			
1	DIOGO LEITE	LAZ	19.732
2	NUNO TAVARES	LAZ	19.668
3	FRATTESI	LAZ	19.633
4	DELE-BASHIRU	LAZ	19.618
5	NOSLIN	LAZ	19.558

AVG Speed km/h (run)			
1	FADERA	CAG	19.662
2	TREPY	CAG	19.616
3	ADOPO	CAG	19.603
4	MALDINI	CAG	19.573
5	MENDY	CAG	19.573

AVG Speed km/h (sprint)			
1	DELE-BASHIRU	LAZ	28.468
2	NOSLIN	LAZ	28.183
3	ZACCAGNI	LAZ	27.859
4	PEDRAZA	LAZ	27.841
5	NUNO TAVARES	LAZ	27.808

AVG Speed km/h (sprint)			
1	FADERA	CAG	28.712
2	TREPY	CAG	27.862
3	MALDINI	CAG	27.481
4	NZOLA	CAG	27.451
5	ADOPO	CAG	27.319

TEAM STATS (ATHLETICS PERFORMANCE)

Distance Covered (km)	126.953

Distance Covered (km)	120.183

Jog - Run - Sprint (km)		
100.230	23.703	2.505

Jog - Run - Sprint (km)		
95.282	22.443	1.767

Fitness data displayed in the report are the ones collected in real time and could be different to the post-processed ones, delivered to the coaching staff

Walk + Jog:	0-15 km/h	Run:	15.1-24.9 km/h	Sprint:	25+ km/h	Walk + Jog + Run + Sprint:	Distance covered

TOP Sprinter: Top five players per team

MATCH REPORT

Roma 01/11/2026 OLIMPICO 15:00

LAZIO	2-1	CAGLIARI

PLAYERS AVERAGE POSITIONS

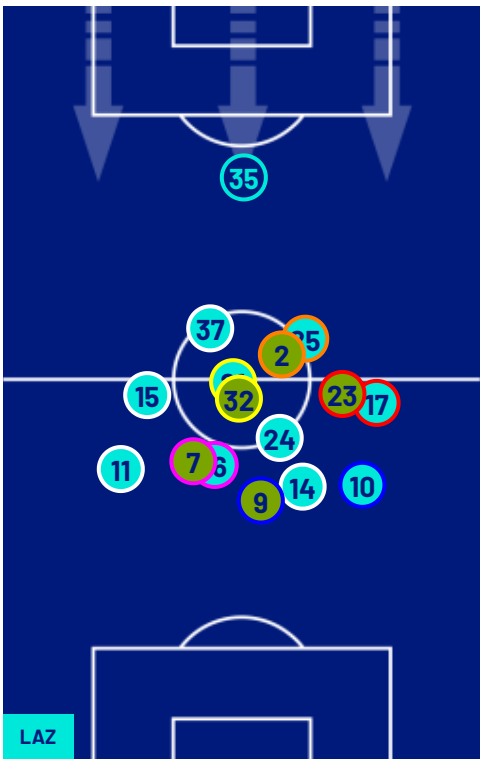

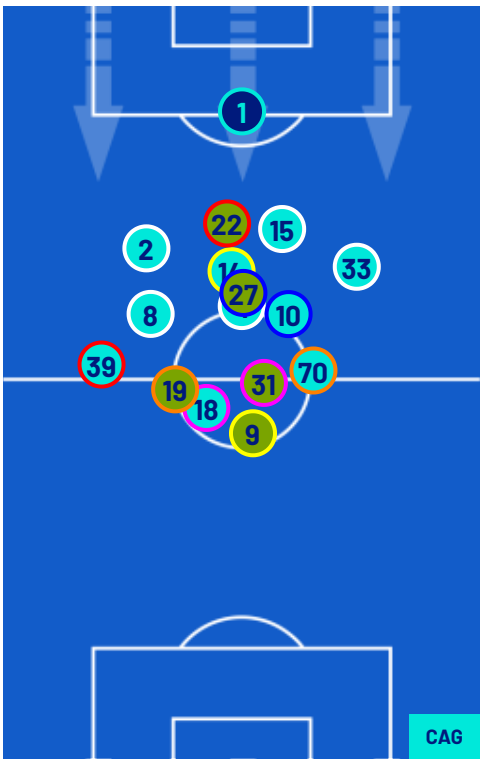

Legend:

1st Substitution	Player In	Player Out					
2nd Substitution	Player In	Player Out	Player In Substitution Of				
3rd Substitution	Player In	Player Out	Player In Substitution Of				
4th Substitution	Player In	Player Out	Player In Substitution Of				
5th Substitution	Player In	Player Out	Player In Substitution Of				

MATCH REPORT

Roma 01/11/2026 OLIMPICO 15:00

LAZIO	2-1	CAGLIARI

TEAM'S DEFENSE POSITION 1ST HALF

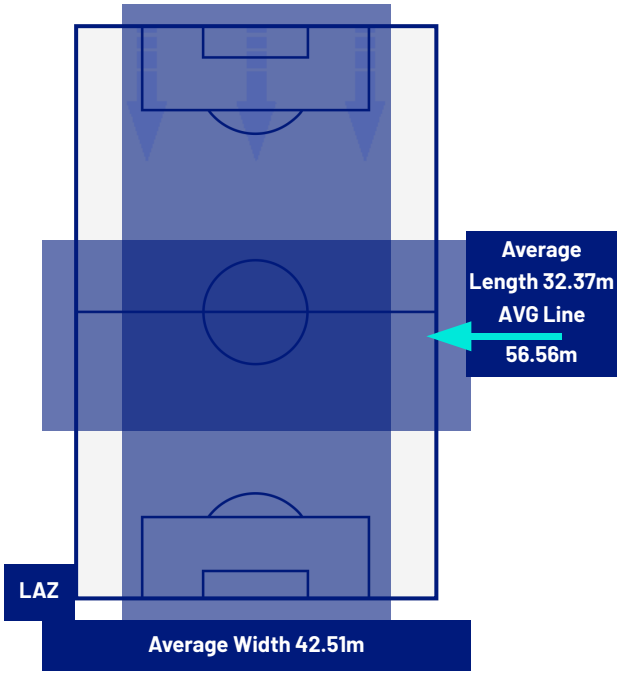

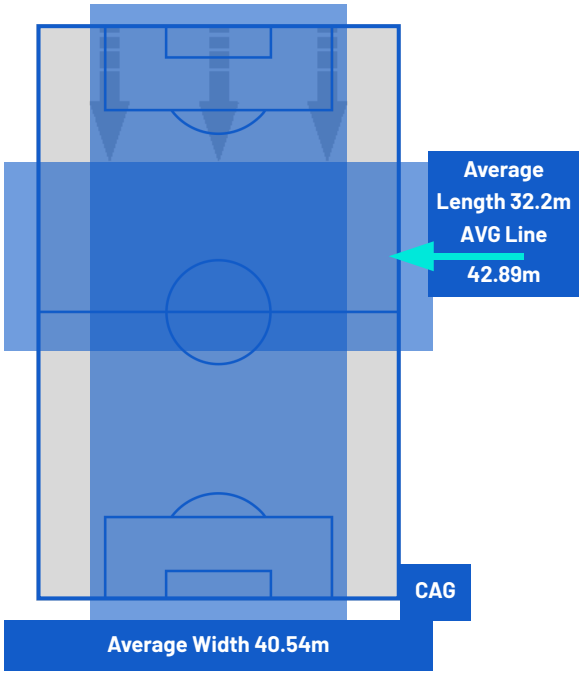

TEAM'S DEFENSE POSITION 2ND HALF

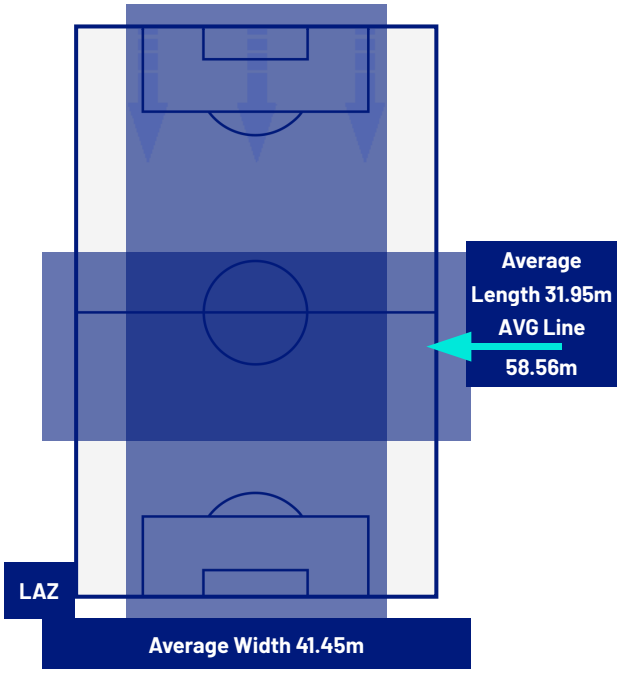

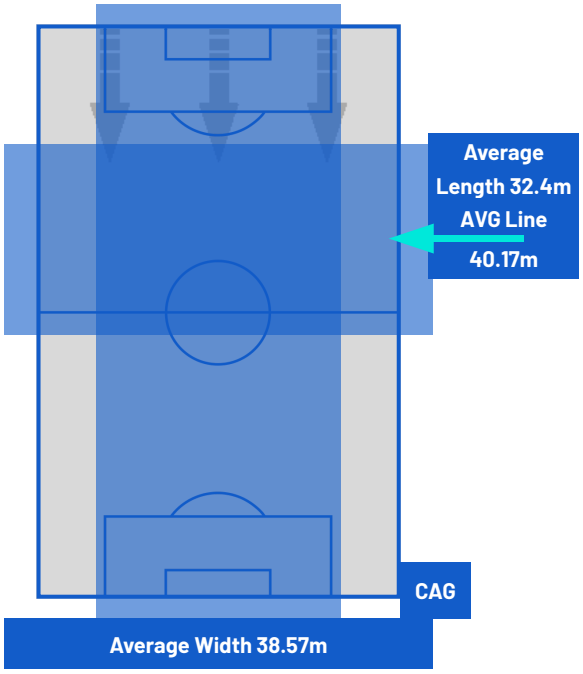

MATCH REPORT

Roma 01/11/2026 OLIMPICO 15:00

LAZIO	2-1	CAGLIARI

ATTEMPTS MAP

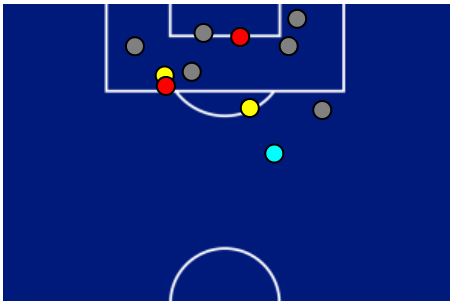

2	Goals	1
4	On target	3
6	Off target	4
1	Blocked	2

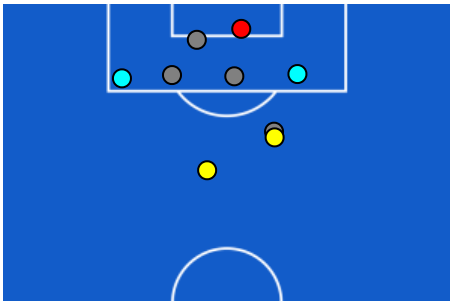

OPEN PLAY CROSSES MAP

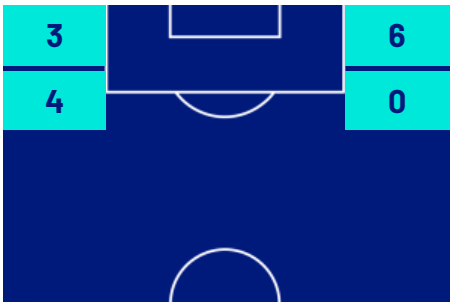

6	Crosses completed	2
18	Total crosses	7
33	Accuracy (%)	29



1070	Total Balls Played	597
194	DEFENSIVE	258
623	MIDFIELD	250
253	ATTACK ZONE	89

MATCH REPORT

Roma 01/11/2026 OLIMPICO 15:00

LAZIO	2-1	CAGLIARI

KEY PLAYERS

GUSTAV TANG ISAKSEN	11
Position	Forward
Date of birth	19/04/2001
Nationality	DEN

Jog 79% - Run 19% - Sprint 2%		Km 12.300
9.733	2.328	0.208

Mvp Stats	
Minutes Played	100
Goals	1
Scoring Chances	0
Attempts	3
Attempts on target	1 (1)
Assists	0
Balls Played	63
Passes Completed	32
Passes Completed/Attempted (%)	84
Key Passes	0
Gained Possessions	5
Fouls Suffered	8

JUAN MARTIN RODRÍGUEZ CAMEJO	15
Position	Defender
Date of birth	30/05/2005
Nationality	URU

Jog 82% - Run 17% - Sprint 1%		Km 10.514
8.514	1.842	0.088

Mvp Stats	
Minutes Played	100
Goals	0
Scoring Chances	0
Attempts	1
Attempts on target	0 (0)
Assists	0
Balls Played	56
Passes Completed	28
Passes Completed/Attempted (%)	80
Key Passes	0
Gained Possessions	8
Fouls Suffered	0

The above statistics are considered final 24 hours after the end of the match.

The disciplinary sanctions are unofficial, as they come from real-time tracking during the match. They will become official following approval by the relevant bodies.

In the case of uncertainty over the identity of a goalscorer, Lega Serie A will confirm this the day after each round of matches is completed.

The official data providers are Kama, Hawk-Eye, Math and Sport.