

MATCH REPORT



Matchday 27
SERIE A CHAMPIONSHIP 2025-2026



COMO



LECCE

Como 28/02/2026
GIUSEPPE SINIGAGLIA 15:00

Como 28/02/2026 GIUSEPPE SINIGAGLIA 15:00



COMO

3-1

LECCE



LINE-UPS

COMO

1	BUTEZ (GK)	
77	VAN DER BREMPT	
14	RAMÓN	
2	KEMPF	
18	ALBERTO MORENO	
23	PERRONE	
33	DA CUNHA	
31	VOJVODA	
6	CAQUERET	
17	JESÚS RODRÍGUEZ	 
11	DOUVIKAS	



Bench

21	TÖRNQVIST (GK)
22	VIGORITO (GK)
44	ČAVLINA (GK)
3	ÁLEX VALLE
5	GOLDANIGA
7	MORATA
8	SERGI ROBERTO
10	NICO PAZ
15	LAHDO
19	KÜHN
28	SMOLČIĆ
34	DIEGO CARLOS
38	DIAO

Head Coach: **FRANCESC FÀBREGAS SOLER**

Referee: **FRANCESCO FOURNEAU**
 Assistant referee: **VALERIO VECCHI**
 Assistant referee: **VITO MASTRODONATO**

LECCE

(GK) FALCONE	30
SIEBERT	5
TIAGO GABRIEL	44
NDABA	3
DANILO VEIGA	17
GANDELMAN	16
RAMADANI	20
L. COULIBALY	29
GALLO	25
CHEDDIRA	99
BANDA	19



Bench

(GK) FRÜCHTL	1
(GK) SAMOOJA	32
ÁLEX SALA	6
S. FOFANA	8
ŠTULIĆ	9
N'DRI	11
MATÍAS PÉREZ	13
HELGASON	14
JEAN	18
SOTTIL	23
MARCHWIŃSKI	36
PIEROTTI	50
NGOM	79

Head Coach: **EUSEBIO LUCA DI FRANCESCO**

Fourth official: **MATTEO MARCENARO**
 V.A.R.: **VALERIO MARINI**
 A.V.A.R.: **GIANLUCA MANGANIELLO**

Como 28/02/2026 GIUSEPPE SINIGAGLIA 15:00



COMO

3-1

LECCE



MATCH EVENTS



COMO	LECCE
3	1

COMO	LECCE
TASOS DOUVIKAS 18'	13' LASSANA COULIBALY
(JESÚS RODRIGUEZ) 18'	13' (LAMECK BANDA)
JESÚS RODRIGUEZ 36'	
(MÁXIMO PERRONE) 36'	
MARC-OLIVER KEMPF 44'	
(LUCAS DA CUNHA) 44'	
DIEGO CARLOS MARC-OLIVER KEMPF 45'	45' SANTIAGO PIEROTTI CORRIE NDABA
	59' NIKOLA ŠTULIĆ WALID CHEDDIRA
	59' OUMAR JACKY NGOM OMRI GANDELMAN
NICO PAZ MĚRGIM VOJVODA 65'	
SERGI ROBERTO MÁXIMO PERRONE 65'	
ÁLVARO MORATA TASOS DOUVIKAS 77'	70' LAMECK BANDA
	73' RICCARDO SOTTIL LAMECK BANDA
ASSANE DIAO JESÚS RODRIGUEZ 84'	84' GABY JEAN TIAGO GABRIEL

Legend:

- Goals
- Penalty
- Yellow Card
- Red Card
- Owngoal
- Assist
- Substitution
- Double Yellow Card



Matchday 27
SERIE A CHAMPIONSHIP 2025-2026

MATCH REPORT

Como 28/02/2026 GIUSEPPE SINIGAGLIA 15:00



COMO

3-1

LECCE



GAME TIME



Effective
played time:
59%



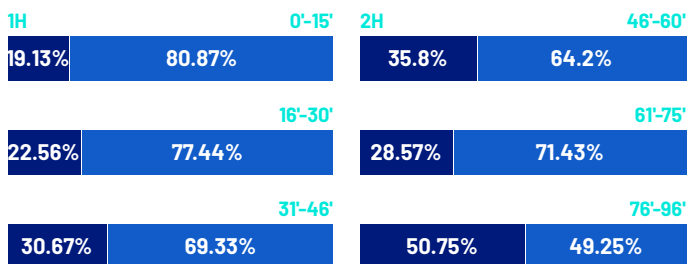
1st Half - 2nd Half
27'50" - 28'53"

BALL POSSESSION

COMO

LECCE

QUARTERS BALL POSSESSION



TEAM STATS

	COM	LEC
Attempts	11	5
Attempts on target	7	2
Attempts on target from penalty box	11	1
Post		
Bar		
Attempts off target	2	1
Blocked Shots	2	2
Scoring Chances	5	
Key Passes	9	4
Assists	3	1
Fouls Committed	15	12
Corners	5	1
Offsides	2	2
Cross Completed/Total	5/17	1/11
Dribbling	5	4
Passes Completed	552	204
Passes Completed/Attempted (%)	88	70
Passes Final Third	70	36
Balls played forward	158	74
Long Passes	44	23
Saves	1	3
Gained Possessions	47	46

Como 28/02/2026 GIUSEPPE SINIGAGLIA 15:00



COMO

3-1

LECCE



PLAYER STATS

COMO		M	GC	OG	S	AS	CL	LB	FYC	SYC	RC																			
1	BUTEZ	97'	1		1		2	14				M	G	OG	A	AT	PT	SC	FS	BP	AS	KP	P	P(%)	PA	R	FYC	SYC	RC	
77	VAN DER BREMPT	97'							2	72		2	54	91	19	5														
14	RAMÓN	97'							1	112																				
2	KEMPF	47'	1		1	1		1		38			25	89	1	7														
18	ALBERTO MORENO	97'			1				1	93		1	71	92	25	5														
23	PERRONE	66'							1	66	1	1	47	82	18	6														
33	DA CUNHA	97'							1	93	1	1	65	85	23	3														
31	VOJVODA	66'								35			27	87	12															
6	CAQUERET	97'							1	66		1	46	85	21	1														
17	JESÚS RODRÍGUEZ	86'	1		2	1		1	2	33	1	2	19	86	14	2														
11	DOUVIKAS	79'	1		4	2		1	1	13			4	80	2															
7	MORATA	19'			1	1		1		5			2	66																
8	SERGI ROBERTO	32'							1	28			21	91	4	2														
10	NICO PAZ	32'			1	1		1	1	17		1	11	78	5															
34	DIEGO CARLOS	51'								40			22	84	1	8														
38	DIAO	12'			1	1				6			3	75	2															

LECCE		M	GC	OG	S	AS	CL	LB	FYC	SYC	RC																				
30	FALCONE	97'	3		3		2	20				M	G	OG	A	AT	PT	SC	FS	BP	AS	KP	P	P(%)	PA	R	FYC	SYC	RC		
5	SIEBERT	97'							1	38			18	69	4	7															
44	TIAGO GABRIEL	86'							1	36			18	81	1	4															
3	NDABA	47'								19			9	69		4															
17	DANILO VEIGA	97'							1	43			14	46	10	5															
16	GANDELMAN	61'							1	9			3	60	1	1															
20	RAMADANI	97'			2				1	67			41	82	19	6															
29	L. COULIBALY	97'	1		1	1			3	28			11	57	5	2															
25	GALLO	97'								42			20	71	7	5															
99	CHEDDIRA	61'							4	6		1	2	66	1																
19	BANDA	75'			1	1			2	25	1	1	10	83	7		1														
9	ŠTULIĆ	37'							1	10		1	7	87	3																
18	JEAN	12'								10			9	100	5																
23	SOTTIL	23'			1					8		1	2	40	1																
50	PIEROTTI	51'								21			9	69	6	3															
79	NGOM	37'								24			10	76	4	8															

Legend

FYC	Yellow Card
OG	Owngoal
BP	Balls Played
SYC	Double Yellow Card
RC	Red Card
G	Goals
GC	Goal Conceded
M	Minutes Played
AS	Assists
FS	Fouls Suffered
A	Attempts
AT	Attempts on target
SC	Scoring Chances
PT	Posts
S	Saves
CL	Clearences
LB	Long Ball
P(%)	Passes Completed/Attempted (%)
KP	Key Passes
PA	Balls played forward
P	Passes Completed
R	Gained Possessions

PLAYERS RANKING

Attempts		Attempts on target		Passes Final Third		Scoring Chances	
1	DOUVIKAS COM 4	1	DOUVIKAS COM 2	1	JESÚS RODRÍGUEZ COM 11	1	JESÚS RODRÍGUEZ COM 1
2	JESÚS RODRÍGUEZ COM 2	2	DIAO COM 1	2	CAQUERET COM 11	2	KEMPF COM 1
3	RAMADANI LEC 2	3	JESÚS RODRÍGUEZ COM 1	3	ALBERTO MORENO COM 9	3	NICO PAZ COM 1
4	ALBERTO MORENO COM 1	4	BANDA LEC 1	4	VAN DER BREMPT COM 9	4	DOUVIKAS COM 1
5	DIAO COM 1	5	L. COULIBALY LEC 1	5	DA CUNHA COM 8	5	MORATA COM 1

Crosses		Passes Completed		Key Passes		Dribbling	
1	DA CUNHA COM 5	1	RAMÓN COM 92	1	VAN DER BREMPT COM 2	1	RAMÓN COM 2
2	GALLO LEC 4	2	ALBERTO MORENO COM 71	2	JESÚS RODRÍGUEZ COM 2	2	BANDA LEC 2
3	ALBERTO MORENO COM 3	3	DA CUNHA COM 65	3	ALBERTO MORENO COM 1	3	L. COULIBALY LEC 2
4	JESÚS RODRÍGUEZ COM 3	4	VAN DER BREMPT COM 54	4	BANDA LEC 1	4	DIAO COM 1
5	BANDA LEC 3	5	PERRONE COM 47	5	DA CUNHA COM 1	5	VAN DER BREMPT COM 1

Como 28/02/2026 GIUSEPPE SINIGAGLIA 15:00



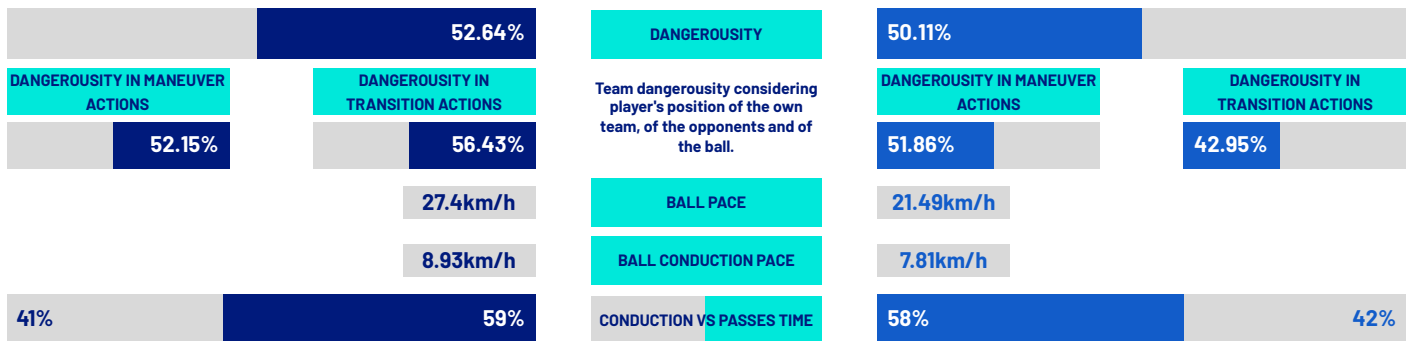
COMO

3-1

LECCE



TEAM INDICATORS



RECORDMEN

PASS GAIN

Number of players overtaken by a vertical pass (only successful passes are considered).

It shows how much a player tends to overcome the opponent's pressure lines.

1	17	JESÚS RODRIGUEZ	3.71	1	99	WALID CHEDDIRA	6
2	1	JEAN BUTEZ	3.33	2	3	CORRIE NDABA	4.83
3	18	ALBERTO MORENO	2.96	3	30	WLADIMIRO FALCONE	4.77
4	77	IGNACE VAN DER BREMPT	2.92	4	17	DANILO VEIGA	4.1
5	10	NICO PAZ	2.8	5	18	GABY JEAN	4

PASS RISK

Measures the player's propensity to risk the pass (only successful passes are considered).

1	38	ASSANE DIAO	51.5%	1	3	CORRIE NDABA	61.83%
2	1	JEAN BUTEZ	24.18%	2	16	OMRI GANDELMAN	51.5%
3	14	JACOBO RAMÓN	20.57%	3	23	RICCARDO SOTTIL	51.4%
4	77	IGNACE VAN DER BREMPT	18.55%	4	30	WLADIMIRO FALCONE	42.29%
5	17	JESÚS RODRIGUEZ	13.65%	5	17	DANILO VEIGA	39.06%

RECEIVED PRESSURE

How much the player with the ball is pressed by the opposite team.

It depends on the speed, running direction and distance from the opponent who is at a shorter distance.

1	11	TASOS DOUVIKAS	70.93%	1	9	NIKOLA ŠTULIĆ	74.52%
2	6	MAXENCE CAQUERET	69.6%	2	16	OMRI GANDELMAN	68.53%
3	8	SERGI ROBERTO	62.43%	3	29	LASSANA COULIBALY	68.22%
4	7	ÁLVARO MORATA	59.86%	4	99	WALID CHEDDIRA	66.08%
5	33	LUCAS DA CUNHA	56.83%	5	79	OUMAR JACKY NGOM	64.96%

PASS AVAILABILITY

Ability of a player to get away from opponents to receive the ball.

It is computed for all the teammates of the player in possession.

1	34	DIEGO CARLOS	82.94%	1	44	TIAGO GABRIEL	76.77%
2	7	ÁLVARO MORATA	78.84%	2	3	CORRIE NDABA	76.65%
3	2	MARC-OLIVER KEMPF	76.84%	3	17	DANILO VEIGA	76.34%
4	77	IGNACE VAN DER BREMPT	74.69%	4	79	OUMAR JACKY NGOM	75.99%
5	14	JACOBO RAMÓN	74.24%	5	5	JAMIL SIEBERT	75.01%

Como 28/02/2026 GIUSEPPE SINIGAGLIA 15:00



COMO

3-1

LECCE



PLAYERS RANKING (ATHLETICS PERFORMANCE)

Jog - Run - Sprint (km)			
1	MAXENCE CAQUERET		Total 12.205
	8.617	3.184	0.341
2	LUCAS DA CUNHA		Total 11.048
	8.641	2.125	0.203
3	ALBERTO MORENO PEREZ		Total 10.998
	8.640	2.028	0.271
4	JACOBO RAMON NAVEROS		Total 10.164
	8.282	1.636	0.174
5	IGNACE FABIENNE VAN DER BREMPT		Total 10.133
	7.825	1.923	0.295

Jog - Run - Sprint (km)			
1	YLBER RAMADANI		Total 12.718
	9.335	3.187	0.150
2	LASSANA COULIBALY		Total 12.313
	9.441	2.692	0.119
3	DANILO FILIPE DE MELO VEIGA		Total 10.565
	7.975	2.209	0.259
4	ANTONINO GALLO		Total 10.439
	7.803	2.027	0.528
5	JAMIL SIEBERT		Total 10.266
	8.103	1.767	0.304

AVG Speed km/h (run)			
1	NICO PAZ	COM	19.844
2	DOUVIKAS	COM	19.744
3	JESÚS RODRÍGUEZ	COM	19.727
4	MORATA	COM	19.679
5	DA CUNHA	COM	19.657

AVG Speed km/h (run)			
1	PIEROTTI	LEC	19.737
2	ŠTULIĆ	LEC	19.723
3	GALLO	LEC	19.720
4	NGOM	LEC	19.615
5	DANILO VEIGA	LEC	19.591

AVG Speed km/h (sprint)			
1	DOUVIKAS	COM	27.826
2	NICO PAZ	COM	27.770
3	PERRONE	COM	27.671
4	JESÚS RODRÍGUEZ	COM	27.535
5	CAQUERET	COM	27.459

AVG Speed km/h (sprint)			
1	SOTTIL	LEC	28.285
2	TIAGO GABRIEL	LEC	28.266
3	SIEBERT	LEC	28.105
4	NDABA	LEC	28.002
5	DANILO VEIGA	LEC	27.875

TEAM STATS (ATHLETICS PERFORMANCE)

Distance Covered (km) 116.089

Distance Covered (km) 115.291

Jog - Run - Sprint (km)		
89.528	22.762	2.951

Jog - Run - Sprint (km)		
88.722	22.956	2.728

Fitness data displayed in the report are the ones collected in real time and could be different to the post-processed ones, delivered to the coaching staff

Jog:	0-7 km/h	Run:	7.1-15 km/h	Sprint:	15.1+ km/h	Jog + Run + Sprint:	Distance covered
TOP Sprinter:	Top four players per team						

Como 28/02/2026 GIUSEPPE SINIGAGLIA 15:00



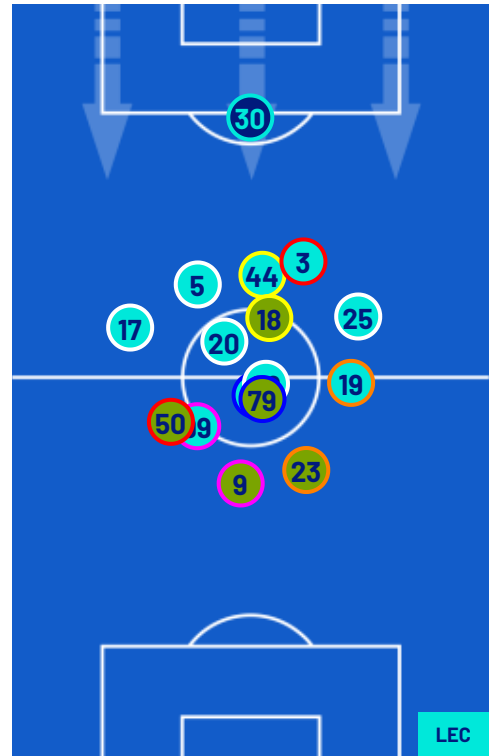
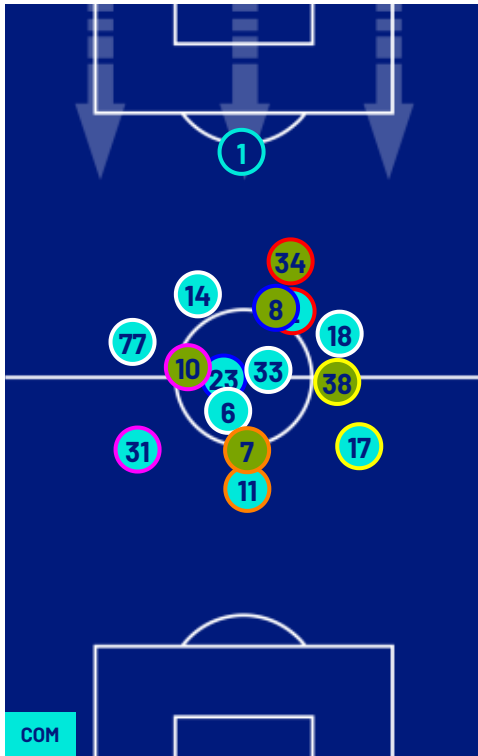
COMO

3-1

LECCE



PLAYERS AVERAGE POSITIONS



- Legend:
- 1st Substitution
 - 2nd Substitution
 - 3rd Substitution
 - 4th Substitution
 - 5th Substitution
 - Player In
 - Player In
 - Player In
 - Player In
 - Player In
 - Player Out
 - Player Out
 - Player Out
 - Player Out
 - Player Out
 - Player In Substitution Of
 - Player In Substitution Of
 - Player In Substitution Of
 - Player In Substitution Of

Como 28/02/2026 GIUSEPPE SINIGAGLIA 15:00



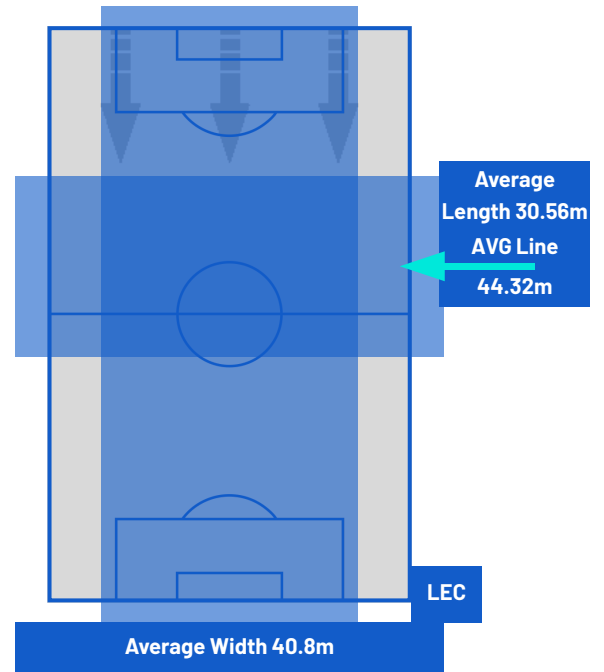
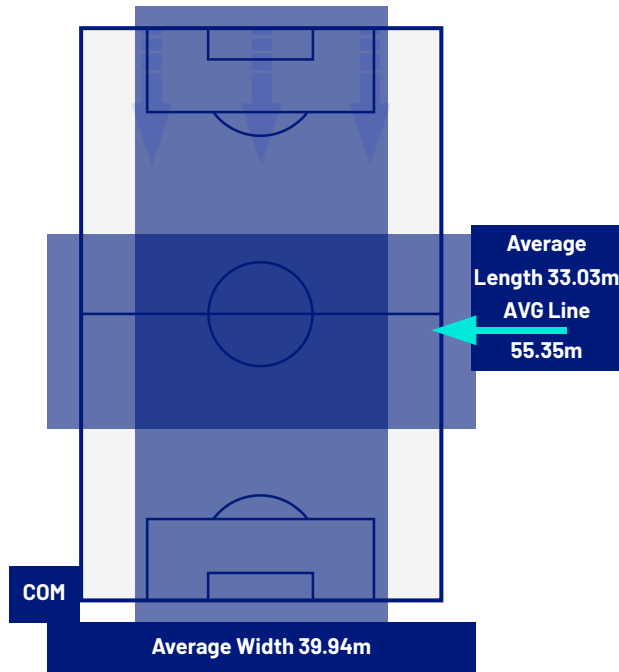
COMO

3-1

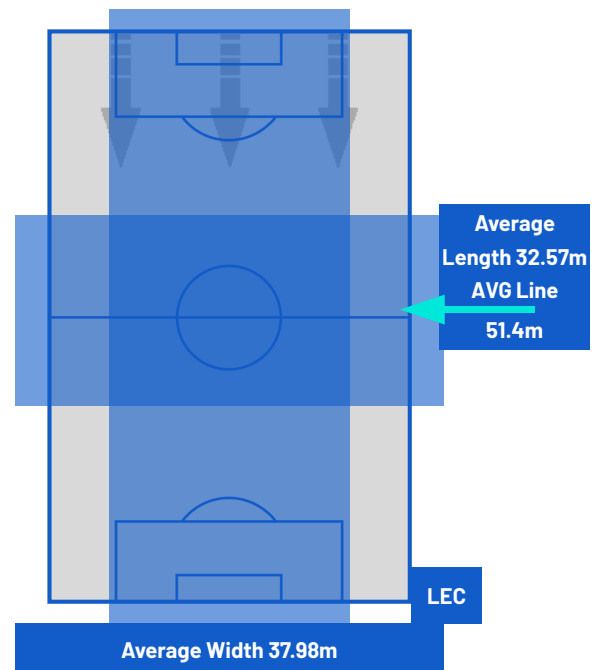
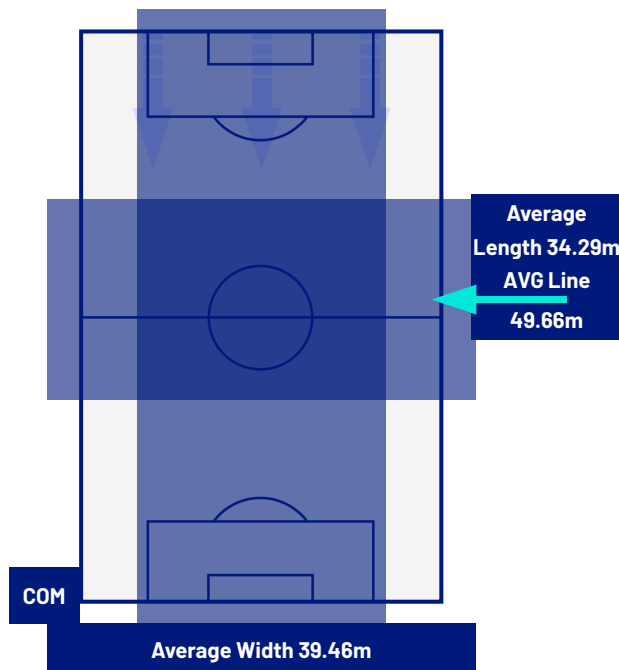
LECCE



TEAM'S DEFENSE POSITION 1ST HALF



TEAM'S DEFENSE POSITION 2ND HALF



Como 28/02/2026 GIUSEPPE SINIGAGLIA 15:00



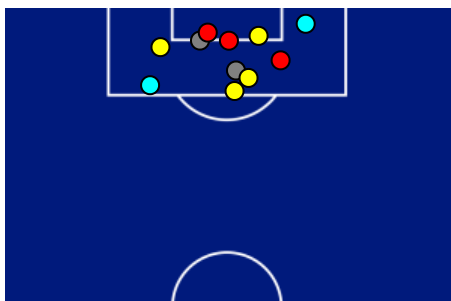
COMO

3-1

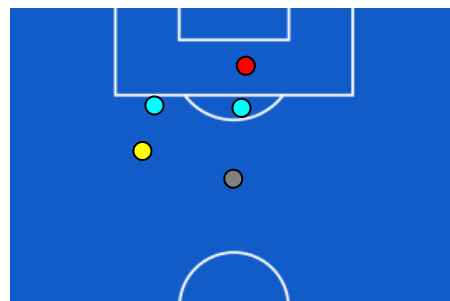
LECCE



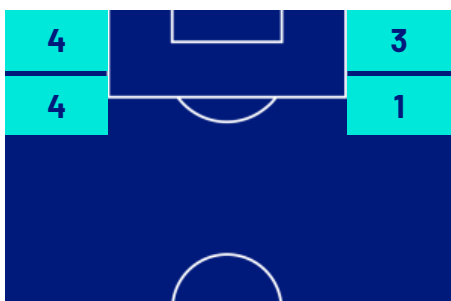
ATTEMPTS MAP



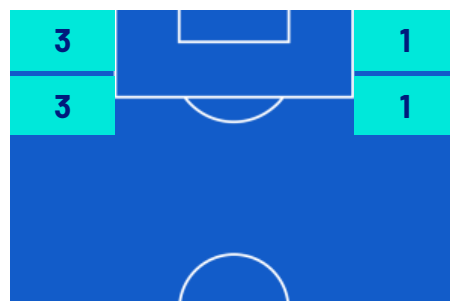
3	Goals	1
7	On target	2
2	Off target	1
2	Blocked	2



OPEN PLAY CROSSES MAP



5	Crosses completed	1
17	Total crosses	11
29	Accuracy (%)	9



870	Total Balls Played	539
316	DEFENSIVE	223
389	MIDFIELD	213
165	ATTACK ZONE	103

Como 28/02/2026 GIUSEPPE SINIGAGLIA 15:00




COMO

3-1

LECCE



KEY PLAYERS

 JESUS RODRIGUEZ CARABALLO	17
Position	Forward
Date of birth	21/11/2005
Nationality	ESP

Jog 72% - Run 22% - Sprint 6% Km 9.108

6.496	1.990	0.527
-------	-------	-------

Mvp Stats

Minutes Played	86
Goals	1
Scoring Chances	1
Attempts	2
Attempts on target	1(1)
Assists	1
Balls Played	33
Passes Completed	19
Passes Completed/Attempted (%)	86
Key Passes	2
Gained Possessions	2
Fouls Suffered	2

 LASSANA COULIBALY	29
Position	Midfielder
Date of birth	10/04/1996
Nationality	MLI

Jog 77% - Run 22% - Sprint 1% Km 12.313

9.441	2.692	0.119
-------	-------	-------

Mvp Stats

Minutes Played	97
Goals	1
Scoring Chances	0
Attempts	1
Attempts on target	1(1)
Assists	0
Balls Played	28
Passes Completed	11
Passes Completed/Attempted (%)	57
Key Passes	0
Gained Possessions	2
Fouls Suffered	3

The above statistics are considered final 24 hours after the end of the match.

The disciplinary sanctions are unofficial, as they come from real-time tracking during the match. They will become official following approval by the relevant bodies.

In the case of uncertainty over the identity of a goalscorer, Lega Serie A will confirm this the day after each round of matches is completed.

The official data providers are Kama, Hawk-Eye, Math and Sport.