

# MATCH REPORT



Matchday 27  
SERIE A CHAMPIONSHIP 2025-2026



**INTER**



**GENOA**

Milano 28/02/2026  
GIUSEPPE MEAZZA 20:45

Milano 28/02/2026 GIUSEPPE MEAZZA 20:45



**INTER**

**2-0**

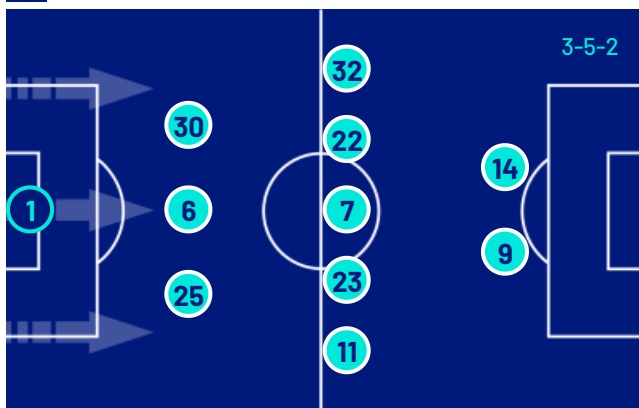
**GENOA**



## LINE-UPS

### INTER

1	SOMMER (GK)
25	AKANJI
6	DE VRIJ
30	CARLOS AUGUSTO
11	LUIS HENRIQUE
23	BARELLA
7	ZIELIŃSKI
22	MKHITARYAN
32	DIMARCO
9	M. THURAM
14	BONNY



### Bench

12	DI GENNARO (GK)
13	J. MARTÍNEZ (GK)
2	DUMFRIES
8	SUČIĆ
15	ACERBI
16	FRATTESI
17	DIOUF
20	ÇALHANOĞLU
31	BISSECK
36	DARMIAN
53	LAVELLI
94	P. ESPOSITO

Head Coach: **CRISTIAN EUGEN CHIVU**

Referee: **MICHAEL FABBRI**  
 Assistant referee: **ANDREA ZINGARELLI**  
 Assistant referee: **FILIPPO BERCIGLI**

### GENOA

(GK) BIJLOW	16
MARCANDALLI	27
OSTIGÅRD	5
VÁSQUEZ	22
ELLERTSSON	77
FRENDRUP	32
MALINOVSKYI	17
MARTÍN	3
BALDANZI	8
VITINHA	9
COLOMBO	29



### Bench

(GK) LEALI	1
(GK) SIEGRIST	31
(GK) SOMMARIVA	39
AMORIM	4
MESSIAS	10
ZÄTTERSTRÖM	13
ONANA	14
EKUBAN	18
SABELLI	20
EKHATOR	21
CORNET	70
MASINI	73
DOUCOURE	74

Head Coach: **DANIELE DE ROSSI**

Fourth official: **MARIO PERRI**  
 V.A.R.: **LORENZO MAGGIONI**  
 A.V.A.R.: **MARCO GUIDA**

Milano 28/02/2026 GIUSEPPE MEAZZA 20:45



**INTER**

**2-0**

**GENOA**



## MATCH EVENTS



### Legend:



Milano 28/02/2026 GIUSEPPE MEAZZA 20:45




INTER

2-0

GENOA



## GAME TIME



Effective  
played time:  
63%



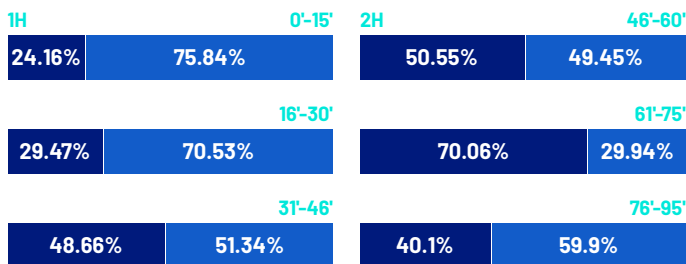
1st Half - 2nd Half  
31'02" - 28'29"

## BALL POSSESSION

INTER

GENOA

### QUARTERS BALL POSSESSION



## TEAM STATS

	INT	GEN
Attempts	15	6
Attempts on target	7	2
Attempts on target from penalty box	12	3
Post	1	
Bar	1	
Attempts off target	2	3
Blocked Shots	6	1
Scoring Chances	3	1
Key Passes	12	5
Assists	1	
Fouls Committed	13	8
Corners	10	2
Offsides	2	1
Cross Completed/Total	6/29	4/19
Dribbling	11	7
Passes Completed	503	385
Passes Completed/Attempted (%)	87	87
Passes Final Third	185	59
Balls played forward	311	145
Long Passes	40	39
Saves	2	5
Gained Possessions	45	39

Milano 28/02/2026 GIUSEPPE MEAZZA 20:45



INTER

2-0

GENOA



## PLAYER STATS

INTER		M	GC	OG	S	AS	CL	LB	FYC	SYC	RC
1	SOMMER	95'			3			13			
25	AKANJI	95'			1				82		
6	DE VRIJ	68'		1	1				55		
30	CARLOS AUGUSTO	95'							97	1	
11	LUIS HENRIQUE	95'			2	1	1		78		
23	BARELLA	95'			2		1	1	80	4	
7	ZIELIŃSKI	77'							53		
22	MKHITARYAN	60'			1		1		52	1	2
32	DIMARCO	95'	1		2	2		1	83	2	
9	M. THURAM	60'			1			2	27		13
14	BONNY	77'			2	2	1	1	27		11
16	FRATTESI	18'							4		2
17	DIOUF	18'			2				13		5
20	ÇALHANOĞLU	36'	1		1	1	1	1	33	1	24
31	BISSECK	28'							8	1	5
94	P. ESPOSITO	36'						1	5		3

GENOA		M	GC	OG	S	AS	CL	LB	FYC	SYC	RC
16	BIJLOW	95'	2		4			13			
27	MARCANDALLI	95'							67		
5	ØSTIGÅRD	95'			1	1		1	81		
22	VÁSQUEZ	95'							73		
77	ELLERTSSON	95'			3	1	1		52		
32	FRENDRUP	95'						2	64		
17	MALINOVSKYI	47'						1	27	1	19
3	MARTÍN	86'						1	32		15
8	BALDANZI	67'							52	2	37
9	VITINHA	61'			1			3	23		8
29	COLOMBO	67'			1			1	21		12
4	AMORIM	49'						1	36	1	24
10	MESSIAS	29'						1	16		8
18	EKUBAN	35'						1	7		4
20	SABELLI	10'						1	4		2
21	EKHATOR	29'							7		4

## Legend

FYC	Yellow Card
OG	Owngoal
BP	Balls Played
SYC	Double Yellow Card
RC	Red Card
G	Goals
GC	Goal Conceded
M	Minutes Played
AS	Assists
FS	Fouls Suffered
A	Attempts
AT	Attempts on target
SC	Scoring Chances
PT	Posts
S	Saves
CL	Clearences
LB	Long Ball
P(%)	Passes Completed/Attempted (%)
KP	Key Passes
PA	Balls played forward
P	Passes Completed
R	Gained Possessions

## PLAYERS RANKING

Attempts			Attempts on target			Passes Final Third			Scoring Chances		
1	ELLERTSSON	GEN 3	1	BONNY	INT 2	1	DIMARCO	INT 32	1	BONNY	INT 1
2	DIOUF	INT 2	2	DIMARCO	INT 2	2	BARELLA	INT 31	2	ÇALHANOĞLU	INT 1
3	BONNY	INT 2	3	ÇALHANOĞLU	INT 1	3	LUIS HENRIQUE	INT 24	3	ELLERTSSON	GEN 1
4	DIMARCO	INT 2	4	ØSTIGÅRD	GEN 1	4	MKHITARYAN	INT 22	4	BARELLA	INT 1
5	LUIS HENRIQUE	INT 2	5	LUIS HENRIQUE	INT 1	5	CARLOS AUGUSTO	INT 20			

Crosses			Passes Completed			Key Passes			Dribbling		
1	DIMARCO	INT 14	1	CARLOS AUGUSTO	INT 74	1	BARELLA	INT 4	1	BONNY	INT 3
2	MARTÍN	GEN 7	2	VÁSQUEZ	GEN 57	2	DIMARCO	INT 2	2	DIOUF	INT 2
3	BARELLA	INT 4	3	AKANJI	INT 57	3	MKHITARYAN	INT 2	3	LUIS HENRIQUE	INT 2
4	ÇALHANOĞLU	INT 3	4	BARELLA	INT 57	4	BALDANZI	GEN 2	4	ZIELIŃSKI	INT 2
5	MESSIAS	GEN 3	5	LUIS HENRIQUE	INT 55	5	MARTÍN	GEN 1	5	MARTÍN	GEN 1

Milano 28/02/2026 GIUSEPPE MEAZZA 20:45



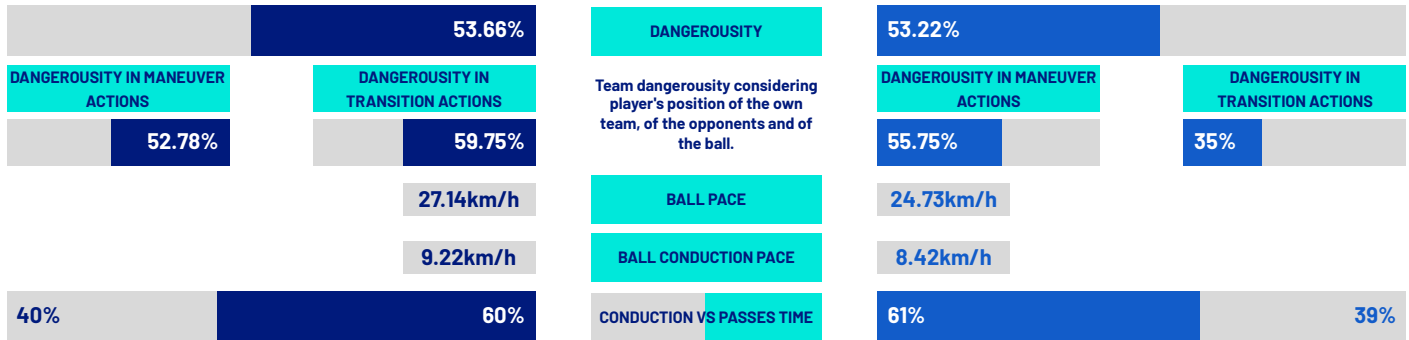
INTER

2-0

GENOA



## TEAM INDICATORS



## RECORDMEN

### PASS GAIN

Number of players overtaken by a vertical pass (only successful passes are considered).

It shows how much a player tends to overcome the opponent's pressure lines.

Rank	Player	Value	Rank	Player	Value
1	14 ANGE-YOAN BONNY	3.73	1	29 LORENZO COLOMBO	3.8
2	32 FEDERICO DIMARCO	3.38	2	77 MIKAEL ELLERTSSON	3.25
3	1 YANN SOMMER	3.3	3	16 JUSTIN BIJLOW	3.23
4	22 HENRIKH MKHITARYAN	2.88	4	18 CALEB EKUBAN	3
5	17 ANDY DIOUF	2.75	5	3 AARÓN MARTÍN	2.79

### PASS RISK

Measures the player's propensity to risk the pass (only successful passes are considered).

Rank	Player	Value	Rank	Player	Value
1	94 FRANCESCO PIO ESPOSITO	47.67%	1	10 JUNIOR MESSIAS	44.09%
2	17 ANDY DIOUF	35%	2	29 LORENZO COLOMBO	44%
3	32 FEDERICO DIMARCO	27.3%	3	3 AARÓN MARTÍN	27.53%
4	22 HENRIKH MKHITARYAN	23.25%	4	77 MIKAEL ELLERTSSON	25.87%
5	11 LUIS HENRIQUE	22.3%	5	16 JUSTIN BIJLOW	24.26%

### RECEIVED PRESSURE

How much the player with the ball is pressed by the opposite team.

It depends on the speed, running direction and distance from the opponent who is at a shorter distance.

Rank	Player	Value	Rank	Player	Value
1	94 FRANCESCO PIO ESPOSITO	76.06%	1	29 LORENZO COLOMBO	74.16%
2	17 ANDY DIOUF	75.29%	2	18 CALEB EKUBAN	73.99%
3	9 MARCUS THURAM	73.32%	3	21 JEFF EKHATOR	69.52%
4	14 ANGE-YOAN BONNY	72.52%	4	9 VITINHA	68.96%
5	16 DAVIDE FRATTESI	68.3%	5	8 TOMMASO BALDANZI	61.78%

### PASS AVAILABILITY

Ability of a player to get away from opponents to receive the ball.

It is computed for all the teammates of the player in possession.

Rank	Player	Value	Rank	Player	Value
1	32 FEDERICO DIMARCO	82.83%	1	20 STEFANO SABELLI	87.93%
2	25 MANUEL AKANJI	80.34%	2	3 AARÓN MARTÍN	85.5%
3	6 STEFAN DE VRIJ	79.9%	3	22 JOHAN VÁSQUEZ	81.23%
4	11 LUIS HENRIQUE	79.37%	4	27 ALESSANDRO MARCANDALLI	79.83%
5	20 HAKAN ÇALHANOĞLU	78.25%	5	5 LEO ÖSTIGÅRD	78.48%

Milano 28/02/2026 GIUSEPPE MEAZZA 20:45



INTER

2-0

GENOA



## PLAYERS RANKING (ATHLETICS PERFORMANCE)

Jog - Run - Sprint (km)			
1	NICOLÒ BARELLA	Total 12.469	
	8.988	3.241	0.203
2	LUIS HENRIQUE TOMAZ DE LIMA	Total 11.428	
	8.480	2.529	0.377
3	CARLOS AUGUSTO ZOPOLATO NEVES	Total 11.080	
	8.895	2.087	0.049
4	FEDERICO DIMARCO	Total 10.329	
	7.555	2.184	0.530
5	MANUEL AKANJI	Total 9.970	
	8.173	1.654	0.058

Jog - Run - Sprint (km)			
1	MORTEN WETCHE FRENDRUP	Total 12.372	
	8.568	3.495	0.261
2	JOHAN FELIPE VASQUEZ IBARRA	Total 11.081	
	8.805	2.151	0.058
3	MIKAEL EGILL ELLERTSSON	Total 10.875	
	8.119	2.166	0.521
4	LEO SKIRI OSTIGARD	Total 10.528	
	8.573	1.767	0.101
5	ALESSANDRO MARCANDALLI	Total 10.518	
	8.196	2.071	0.188

AVG Speed km/h (run)			
1	DIOUF	INT	19.805
2	SOMMER	INT	19.710
3	DIMARCO	INT	19.698
4	M. THURAM	INT	19.613
5	BONNY	INT	19.564

AVG Speed km/h (run)			
1	SABELLI	GEN	19.802
2	EKHATOR	GEN	19.765
3	ELLERTSSON	GEN	19.675
4	MESSIAS	GEN	19.622
5	MARTÍN	GEN	19.614

AVG Speed km/h (sprint)			
1	DE VRIJ	INT	28.190
2	M. THURAM	INT	27.770
3	LUIS HENRIQUE	INT	27.683
4	FRATTESI	INT	27.658
5	AKANJI	INT	27.477

AVG Speed km/h (sprint)			
1	VITINHA	GEN	27.840
2	EKHATOR	GEN	27.759
3	COLOMBO	GEN	27.634
4	FRENDRUP	GEN	27.530
5	ELLERTSSON	GEN	27.492

## TEAM STATS (ATHLETICS PERFORMANCE)

Distance Covered (km) 117.228

Distance Covered (km) 118.387

Jog - Run - Sprint (km)		
90.278	24.001	2.236

Jog - Run - Sprint (km)		
90.274	25.185	2.180

Fitness data displayed in the report are the ones collected in real time and could be different to the post-processed ones, delivered to the coaching staff

Jog:	0-7 km/h	Run:	7.1-15 km/h	Sprint:	15.1+ km/h	Jog + Run + Sprint:	Distance covered
TOP Sprinter:	Top four players per team						

Milano 28/02/2026 GIUSEPPE MEAZZA 20:45



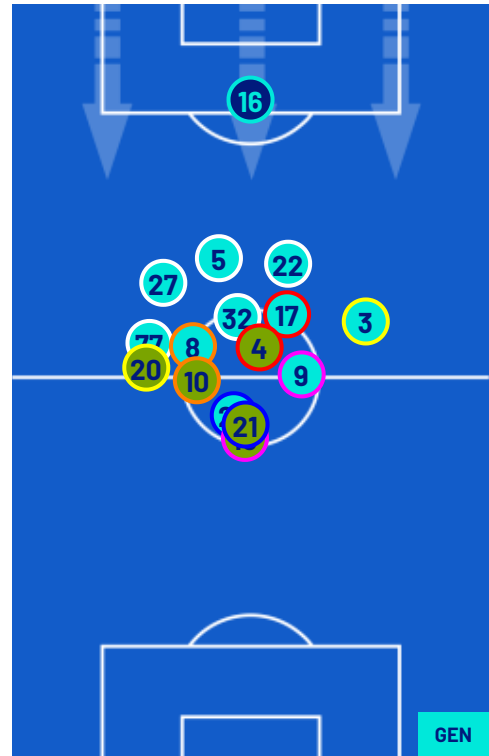
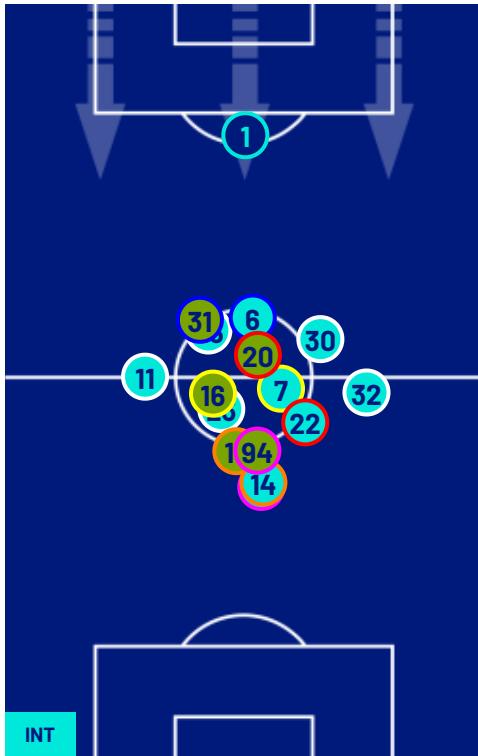
INTER

2-0

GENOA



## PLAYERS AVERAGE POSITIONS



- Legend:
- |                  |           |            |                           |           |
|------------------|-----------|------------|---------------------------|-----------|
| 1st Substitution | Player In | Player Out | Player In Substitution Of | Player In |
| 2nd Substitution | Player In | Player Out | Player In Substitution Of | Player In |
| 3rd Substitution | Player In | Player Out | Player In Substitution Of | Player In |
| 4th Substitution | Player In | Player Out | Player In Substitution Of | Player In |
| 5th Substitution | Player In | Player Out | Player In Substitution Of | Player In |

Milano 28/02/2026 GIUSEPPE MEAZZA 20:45



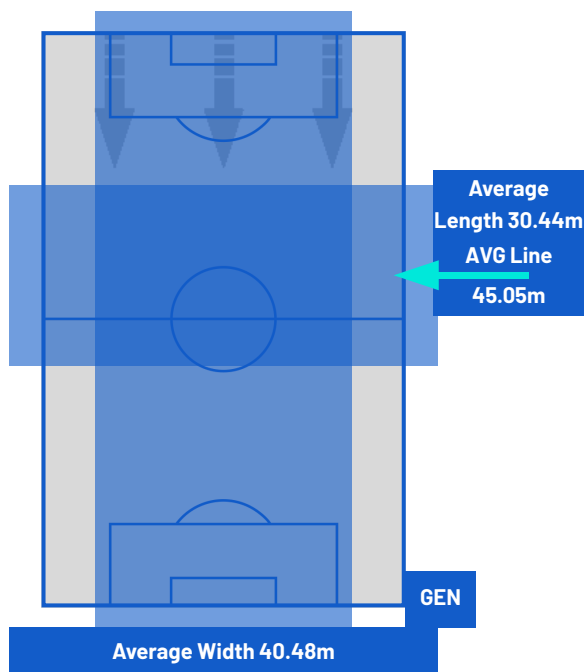
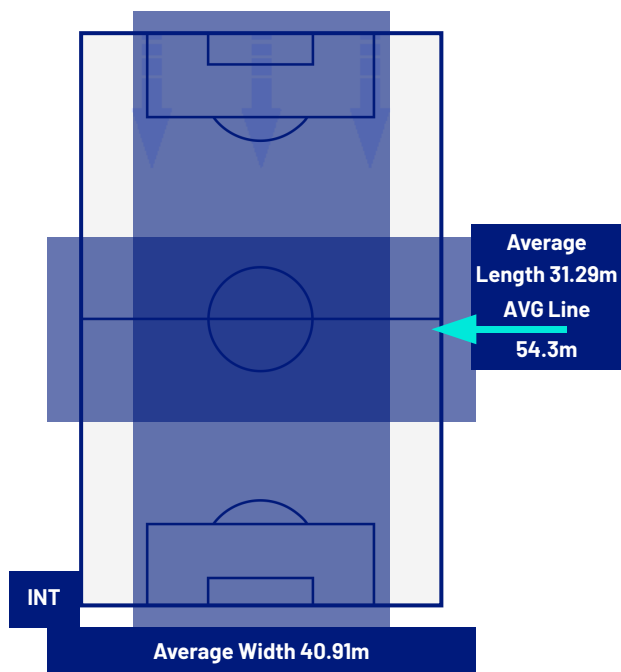
INTER

2-0

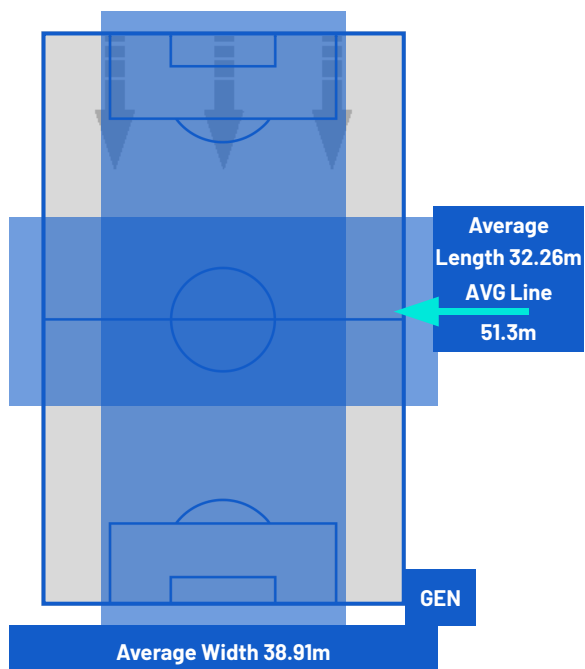
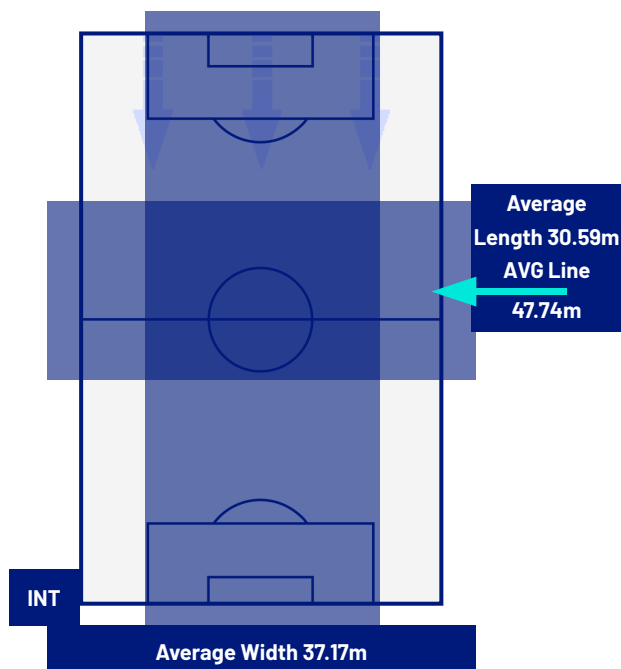
GENOA



## TEAM'S DEFENSE POSITION 1ST HALF



## TEAM'S DEFENSE POSITION 2ND HALF



Milano 28/02/2026 GIUSEPPE MEAZZA 20:45



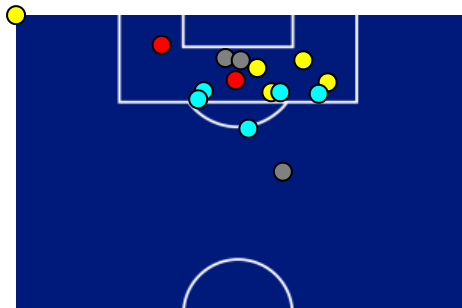
**INTER**

**2-0**

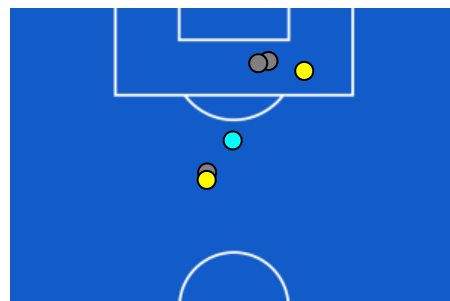
**GENOA**



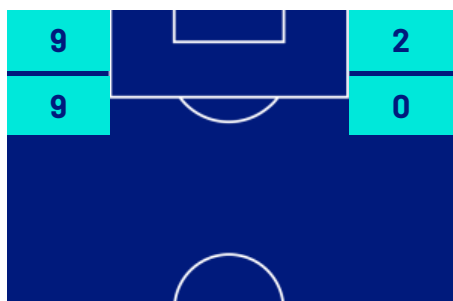
## ATTEMPTS MAP



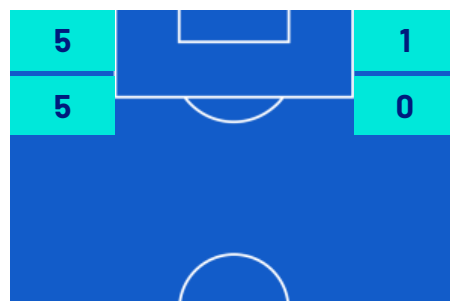
2	Goals	0
7	On target	2
2	Off target	3
6	Blocked	1



## OPEN PLAY CROSSES MAP



6	Crosses completed	4
29	Total crosses	19
21	Accuracy (%)	21



827	Total Balls Played	680
215	DEFENSIVE	258
302	MIDFIELD	287
310	ATTACK ZONE	135

Milano 28/02/2026 GIUSEPPE MEAZZA 20:45



INTER

2-0

GENOA



## KEY PLAYERS

 <b>FEDERICO DIMARCO</b>	32
Position	Midfielder
Date of birth	10/11/1997
Nationality	ITA

Jog 74% - Run 21% - Sprint 5% Km 10.329

7.555	2.184	0.530
-------	-------	-------

### Mvp Stats

Minutes Played	95
Goals	1
Scoring Chances	0
Attempts	2
Attempts on target	2 (1)
Assists	0
Balls Played	83
Passes Completed	47
Passes Completed/Attempted (%)	83
Key Passes	2
Gained Possessions	4
Fouls Suffered	1

 <b>LEO SKIRI OSTIGARD</b>	5
Position	Defender
Date of birth	28/11/1999
Nationality	NOR

Jog 82% - Run 17% - Sprint 1% Km 10.528

8.573	1.767	0.101
-------	-------	-------

### Mvp Stats

Minutes Played	95
Goals	0
Scoring Chances	0
Attempts	1
Attempts on target	1 (0)
Assists	0
Balls Played	81
Passes Completed	54
Passes Completed/Attempted (%)	98
Key Passes	0
Gained Possessions	7
Fouls Suffered	1

The above statistics are considered final 24 hours after the end of the match.

The disciplinary sanctions are unofficial, as they come from real-time tracking during the match. They will become official following approval by the relevant bodies.

In the case of uncertainty over the identity of a goalscorer, Lega Serie A will confirm this the day after each round of matches is completed.

The official data providers are Kama, Hawk-Eye, Math and Sport.