

MATCH REPORT



Matchday 28
SERIE A CHAMPIONSHIP 2025-2026



CAGLIARI



COMO

Cagliari 07/03/2026
UNIPOL DOMUS 15:00

Cagliari 07/03/2026 UNIPOL DOMUS 15:00



CAGLIARI

1-2

COMO



LINE-UPS

CAGLIARI	
1	CAPRILE (GK)
32	ZÉ PEDRO
22	DOSSENA
15	RODRÍGUEZ
2	PALESTRA
8	ADOPO
27	LITETA
25	I. SULEMANA
33	OBERT
90	FOLORUNSHO
94	S. ESPOSITO



Bench	
12	SHERRI (GK)
24	CIOCCI (GK)
3	IDRISSI
9	KILIÇSOY
18	RATERINK
20	ALBARRACÍN
28	ZAPPA
30	PAVOLETTI
31	MENDY
37	TREPY
38	SULEV
39	COGONI
40	MALFITANO

Head Coach: **FABIO PISACANE**

Referee: **LIVIO MARINELLI**
 Assistant referee: **DAVIDE MORO**
 Assistant referee: **SIMONE BIFFI**

COMO	
(GK) BUTEZ	1
VAN DER BREMPT	77
RAMÓN	14
KEMPF	2
ALBERTO MORENO	18
PERRONE	23
DA CUNHA	33
JESÚS RODRÍGUEZ	17
NICO PAZ	10
BATURINA	20
DOUVIKAS	11



Bench	
(GK) TÖRNQVIST	21
(GK) VIGORITO	22
(GK) ČAVLINA	44
ÁLEX VALLE	3
GOLDANIGA	5
CAQUERET	6
MORATA	7
SERGI ROBERTO	8
LAHDO	15
KÜHN	19
SMOLČIĆ	28
VOJVODA	31
DIEGO CARLOS	34

Head Coach: **FRANCESC FÀBREGAS SOLER**

Fourth official: **GIOVANNI AYROLDI**
 V.A.R.: **LUIGI NASCA**
 A.V.A.R.: **MARCO GUIDA**

Cagliari 07/03/2026 UNIPOL DOMUS 15:00



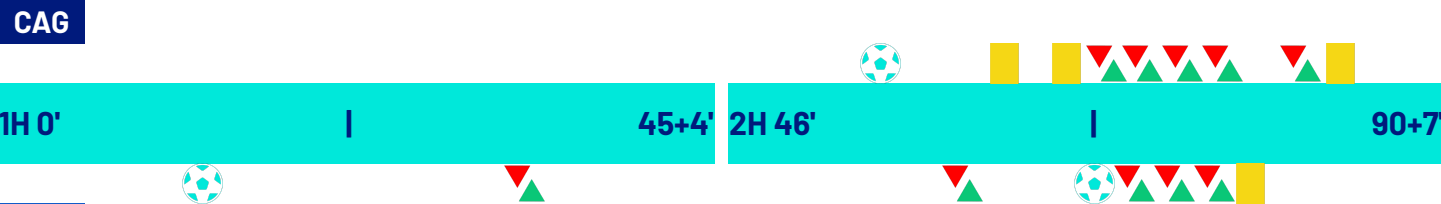
CAGLIARI

1-2

COMO



MATCH EVENTS



CAGLIARI **COMO**

1

2

<p>SEBASTIANO ESPOSITO 56'</p> <p>(ADAM OBERT) 56'</p> <p>MARCO PALESTRA 65'</p> <p>SEBASTIANO ESPOSITO 71'</p> <p>GABRIELE ZAPPA ZÉ PEDRO 73'</p> <p>RIYAD IDRISSEI JUAN RODRÍGUEZ 78'</p> <p>YAEL TREPY SEBASTIANO ESPOSITO 78'</p> <p>SEMIH KILIÇSOY JOSEPH LITETA 78'</p> <p>LEONARDO PAVOLETTI RIYAD IDRISSEI 88'</p> <p>ALBERTO DOSSENA 89'</p>	<p>14' MARTIN BATURINA</p> <p>14' (LUCAS DA CUNHA)</p> <p>36' MËRGIM VOJVODA MÁXIMO PERRONE</p> <p>62' ÁLVARO MORATA TASOS DOUVIKAS</p> <p>76' LUCAS DA CUNHA</p> <p>76' (IGNACE VAN DER BREMPT)</p> <p>81' DIEGO CARLOS NICO PAZ</p> <p>81' ÁLEX VALLE ALBERTO MORENO</p> <p>81' SERGI ROBERTO MARTIN BATURINA</p> <p>83' JACOBO RAMÓN</p>
-----------------------------------------------------------------------------------------------------------------------------------------------------------------------------------------------------------------------------------------------------------------------------------------------------------------------------------------------------------------	-------------------------------------------------------------------------------------------------------------------------------------------------------------------------------------------------------------------------------------------------------------------------------------------------------------------------------------------------------

Legend:

- Goals
- Penalty
- Yellow Card
- Red Card
- Double Yellow Card
- Owngoal
- Assist
- Substitution



Matchday 28
SERIE A CHAMPIONSHIP 2025-2026

MATCH REPORT

Cagliari 07/03/2026 UNIPOL DOMUS 15:00



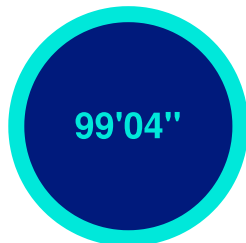
CAGLIARI

1-2

COMO



GAME TIME



Effective
played time:
56%



1st Half - 2nd Half
29'39" - 25'25"

BALL POSSESSION

CAGLIARI

COMO

QUARTERS BALL POSSESSION

1H	0'-15'	2H	46'-60'
	40.5%	59.5%	50.93%
	34.94%	65.06%	73.81%
	44.89%	55.11%	26.24%
	16'-30'	61'-75'	76'-99'
	34.94%	65.06%	73.81%
	44.89%	55.11%	26.24%

TEAM STATS

	CAG	COM
Attempts	9	8
Attempts on target	3	2
Attempts on target from penalty box	6	4
Post		
Bar		
Attempts off target	2	3
Blocked Shots	4	3
Scoring Chances		
Key Passes	6	3
Assists	1	2
Fouls Committed	16	18
Corners	2	3
Offsides	8	2
Cross Completed/Total	3/21	2/14
Dribbling	9	6
Passes Completed	309	429
Passes Completed/Attempted (%)	79	84
Passes Final Third	55	61
Balls played forward	98	137
Long Passes	21	36
Saves		2
Gained Possessions	52	44

Cagliari 07/03/2026 UNIPOL DOMUS 15:00



CAGLIARI

1-2

COMO



PLAYER STATS

CAGLIARI		M	GC	OG	S	AS	CL	LB	FYC	SYC	RC																			
1	CAPRILE	100'	2					14				M	G	OG	A	AT	HW	SC	FS	BP	AS	KP	P	P(%)	PA	R	FYC	SYC	RC	
32	ZÉ PEDRO	76'							1	34									23	95	8	4								
22	DOSSENA	100'							1	62									31	62	2	8	1							
15	RODRÍGUEZ	81'							1	59									41	89	1	6								
2	PALESTRA	100'							4	40		2							22	91	11	5	1							
8	ADOPO	100'			2	2			2	35									19	73	11	2								
27	LITETA	81'								44									27	90	9	9								
25	I. SULEMANA	100'							2	59		2							36	87	16	6								
33	OBERT	100'			1				1	80	1								44	73	14	5								
90	FOLORUNSHO	100'			2				1	23									11	68	8									
94	S. ESPOSITO	81'	1		1	1			2	39									17	62	10	4	1							
3	IDRISSI	10'							1	12									7	100	2	2								
9	KILIÇSOY	19'			1					3									2	100	1									
28	ZAPPA	24'			1					14									8	100	4	1								
30	PAVOLETTI	9'								2																				
37	TREPY	19'			1				1	9		2	2	100	1															

COMO		M	GC	OG	S	AS	CL	LB	FYC	SYC	RC																			
1	BUTEZ	100'	1		2		1	10				M	G	OG	A	AT	HW	SC	FS	BP	AS	KP	P	P(%)	PA	R	FYC	SYC	RC	
77	VAN DER BREMPT	100'							3	68	1	1	45	83	17	3														
14	RAMÓN	100'							1	104									75	89	9	10	1							
2	KEMPF	100'								106									76	88	9	4								
18	ALBERTO MORENO	84'								59									45	91	18	6								
23	PERRONE	36'								24									17	89	6	2								
33	DA CUNHA	100'	1		2	1				82	1								55	82	23	1								
17	JESÚS RODRÍGUEZ	100'			1				2	22									13	100	10	3								
10	NICO PAZ	84'			2				1	46									19	67	10	3								
20	BATURINA	84'	1		1	1			1	55									33	86	19	4								
11	DOUVIKAS	65'							1	13									8	80	5	1								
3	ÁLEX VALLE	16'								5																				
7	MORATA	35'			2				1	13		1	6	75	5	1														
8	SERGI ROBERTO	16'								3									2	66										
31	VOJVODA	64'							1	21		1	8	66	6															
34	DIEGO CARLOS	16'								8																1				

Legend

FYC	Yellow Card
OG	Owngoal
BP	Balls Played
SYC	Double Yellow Card
RC	Red Card
G	Goals
GC	Goal Conceded
M	Minutes Played
AS	Assists
FS	Fouls Suffered
A	Attempts
AT	Attempts on target
SC	Scoring Chances
HW	Hit Woodwork
S	Saves
CL	Clearences
LB	Long Ball
P(%)	Passes Completed/Attempted (%)
KP	Key Passes
PA	Balls played forward
P	Passes Completed
R	Gained Possessions

PLAYERS RANKING

Attempts		Attempts on target		Passes Final Third		Scoring Chances						
1	DA CUNHA	COM	2	1	ADOPO	CAG	2	1	I. SULEMANA	CAG	10	
2	FOLORUNSHO	CAG	2	2	DA CUNHA	COM	1	2	BATURINA	COM	10	
3	ADOPO	CAG	2	3	BATURINA	COM	1	3	JESÚS RODRÍGUEZ	COM	9	
4	NICO PAZ	COM	2	4	S. ESPOSITO	CAG	1	4	PALESTRA	CAG	9	
5	MORATA	COM	2					5	OBERT	CAG	7	

Crosses		Passes Completed		Key Passes		Dribbling									
1	PALESTRA	CAG	6	1	KEMPF	COM	76	1	I. SULEMANA	CAG	2	1	OBERT	CAG	3
2	OBERT	CAG	4	2	RAMÓN	COM	75	2	PALESTRA	CAG	2	2	PALESTRA	CAG	3
3	BATURINA	COM	4	3	DA CUNHA	COM	55	3	TREPY	CAG	2	3	BATURINA	COM	2
4	ZAPPA	CAG	3	4	ALBERTO MORENO	COM	45	4	VAN DER BREMPT	COM	1	4	NICO PAZ	COM	2
5	TREPY	CAG	3	5	VAN DER BREMPT	COM	45	5	VOJVODA	COM	1	5	I. SULEMANA	CAG	1

Cagliari 07/03/2026 UNIPOL DOMUS 15:00



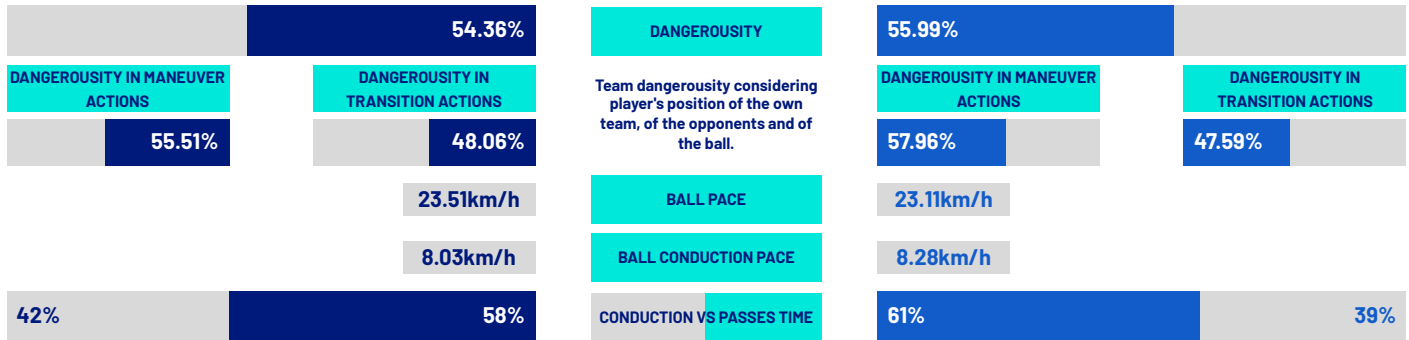
CAGLIARI

1-2

COMO



TEAM INDICATORS



RECORDMEN

PASS GAIN

Number of players overtaken by a vertical pass (only successful passes are considered).

It shows how much a player tends to overcome the opponent's pressure lines.

Rank	Player	Value	Rank	Player	Value
1	94 SEBASTIANO ESPOSITO	4.7	1	7 ÁLVARO MORATA	5
2	22 ALBERTO DOSSENA	3.75	2	31 MĚRGIM VOJVODA	3.75
3	1 ELIA CAPRILE	3.33	3	2 MARC-OLIVER KEMPF	3.22
4	15 JUAN RODRÍGUEZ	3.17	4	18 ALBERTO MORENO	3.2
5	32 ZÉ PEDRO	3.07	5	11 TASOS DOUVIKAS	2.5

PASS RISK

Measures the player's propensity to risk the pass (only successful passes are considered).

Rank	Player	Value	Rank	Player	Value
1	1 ELIA CAPRILE	41.86%	1	31 MĚRGIM VOJVODA	39.5%
2	33 ADAM OBERT	33.4%	2	18 ALBERTO MORENO	37.09%
3	2 MARCO PALESTRA	26%	3	10 NICO PAZ	20.5%
4	8 MICHEL ADOPO	22.5%	4	33 LUCAS DA CUNHA	19.67%
5	94 SEBASTIANO ESPOSITO	21.43%	5	20 MARTIN BATURINA	19.58%

RECEIVED PRESSURE

How much the player with the ball is pressed by the opposite team.

It depends on the speed, running direction and distance from the opponent who is at a shorter distance.

Rank	Player	Value	Rank	Player	Value
1	30 LEONARDO PAVOLETTI	87.39%	1	11 TASOS DOUVIKAS	76.54%
2	9 SEMIH KILIÇSOY	82.72%	2	8 SERGI ROBERTO	76.4%
3	90 MICHAEL FOLORUNSHO	72.33%	3	7 ÁLVARO MORATA	75.17%
4	94 SEBASTIANO ESPOSITO	67.46%	4	10 NICO PAZ	63.7%
5	37 YAEL TREPY	66.78%	5	34 DIEGO CARLOS	62.97%

PASS AVAILABILITY

Ability of a player to get away from opponents to receive the ball.

It is computed for all the teammates of the player in possession.

Rank	Player	Value	Rank	Player	Value
1	3 RIYAD IDRISI	85.75%	1	3 ÁLEX VALLE	86.37%
2	2 MARCO PALESTRA	78.81%	2	2 MARC-OLIVER KEMPF	85.58%
3	33 ADAM OBERT	78.43%	3	14 JACOBO RAMÓN	75.85%
4	15 JUAN RODRÍGUEZ	77.11%	4	77 IGNACE VAN DER BREMPT	74.24%
5	22 ALBERTO DOSSENA	75.57%	5	18 ALBERTO MORENO	69.68%

Cagliari 07/03/2026 UNIPOL DOMUS 15:00



CAGLIARI

1-2

COMO



PLAYERS RANKING (ATHLETICS PERFORMANCE)

Jog - Run - Sprint (km)			
1	NDARY MICHEL ADOPO	Total 11.320	
		8.819	2.353 0.084
2	ADAM OBERT	Total 10.996	
		8.646	2.156 0.134
3	IBRAHIM SULEMANA KAKARI	Total 10.886	
		8.617	2.078 0.123
4	MARCO PALESTRA	Total 10.590	
		8.466	1.669 0.399
5	MICHAEL FOLORUNSHO IJIEMUAN	Total 10.129	
		8.374	1.514 0.155

AVG Speed km/h (run)			
1	TREPY	CAG	19.899
2	PAVOLETTI	CAG	19.782
3	KILIÇSOY	CAG	19.743
4	OBERT	CAG	19.687
5	PALESTRA	CAG	19.677

AVG Speed km/h (sprint)			
1	PALESTRA	CAG	28.901
2	IDRISSI	CAG	28.270
3	ZAPPA	CAG	28.142
4	RODRÍGUEZ	CAG	27.568
5	ADOPO	CAG	27.536

Jog - Run - Sprint (km)			
1	LUCAS DA CUNHA	Total 10.562	
		8.445	1.860 0.177
2	JESUS RODRIGUEZ CARABALLO	Total 10.559	
		8.012	2.203 0.280
3	MARTIN BATURINA	Total 10.312	
		8.150	1.933 0.196
4	MARC-OLIVER KEMPF	Total 10.154	
		8.561	1.452 0.099
5	IGNACE FABIENNE VAN DER BREMPT	Total 10.134	
		7.906	1.888 0.264

AVG Speed km/h (run)			
1	SERGI ROBERTO	COM	19.667
2	MORATA	COM	19.659
3	VAN DER BREMPT	COM	19.599
4	PERRONE	COM	19.556
5	JESÚS RODRÍGUEZ	COM	19.549

AVG Speed km/h (sprint)			
1	DOUVIKAS	COM	28.074
2	MORATA	COM	27.780
3	NICO PAZ	COM	27.730
4	JESÚS RODRÍGUEZ	COM	27.624
5	ALBERTO MORENO	COM	27.490

TEAM STATS (ATHLETICS PERFORMANCE)

Distance Covered (km) 110.940

Distance Covered (km) 112.394

Jog - Run - Sprint (km)		
89.899	18.459	1.705

Jog - Run - Sprint (km)		
90.416	18.975	2.170

Fitness data displayed in the report are the ones collected in real time and could be different to the post-processed ones, delivered to the coaching staff

Jog:	0-7 km/h	Run:	7.1-15 km/h	Sprint:	15.1+ km/h	Jog + Run + Sprint:	Distance covered
TOP Sprinter:	Top four players per team						

Cagliari 07/03/2026 UNIPOL DOMUS 15:00



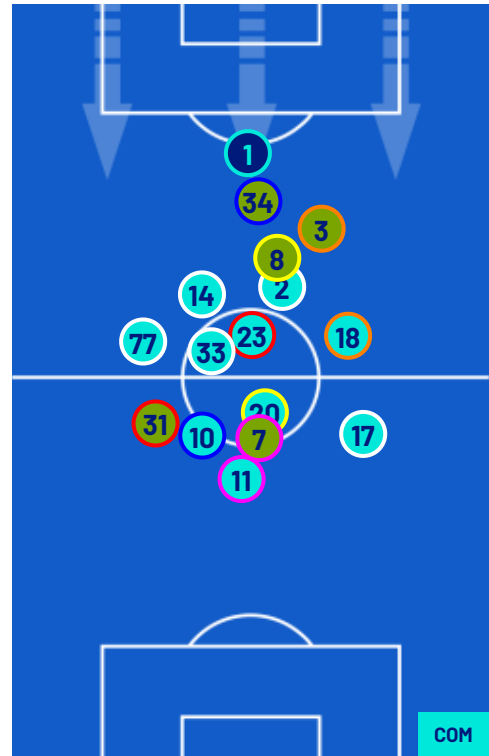
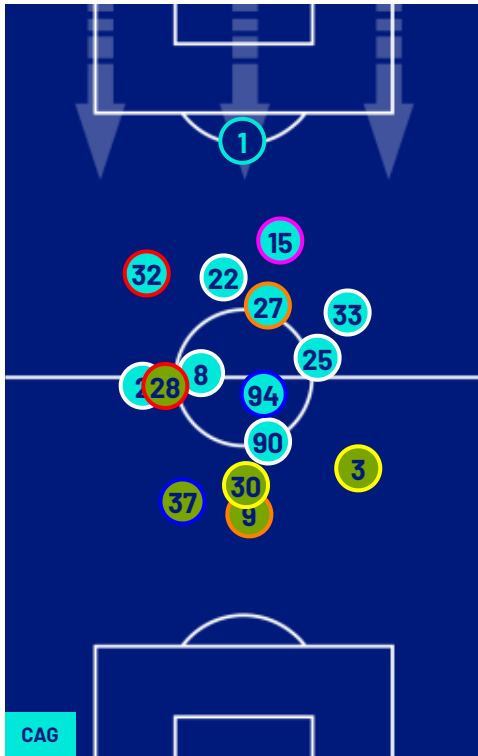
CAGLIARI

1-2

COMO



PLAYERS AVERAGE POSITIONS



- Legend:
- 1st Substitution
 - 2nd Substitution
 - 3rd Substitution
 - 4th Substitution
 - 5th Substitution
 - Player In
 - Player In
 - Player In
 - Player In
 - Player In
 - Player Out
 - Player Out
 - Player Out
 - Player Out
 - Player Out
 - Player In Substitution Of
 - Player In Substitution Of
 - Player In Substitution Of
 - Player In Substitution Of

Cagliari 07/03/2026 UNIPOL DOMUS 15:00



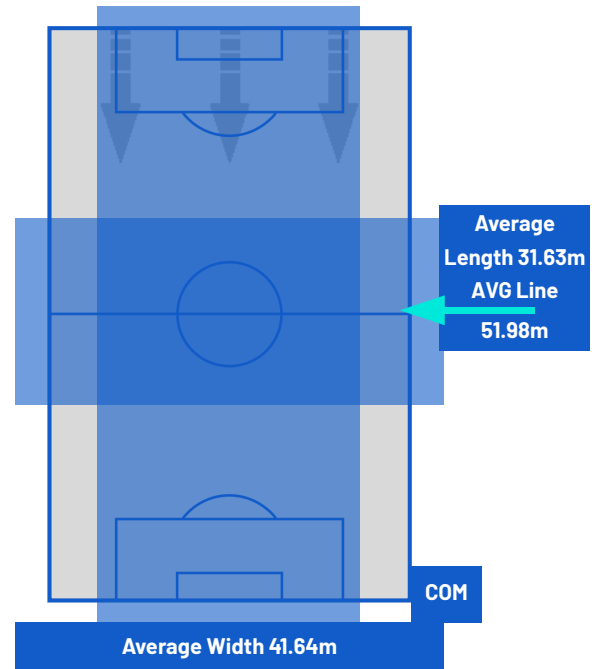
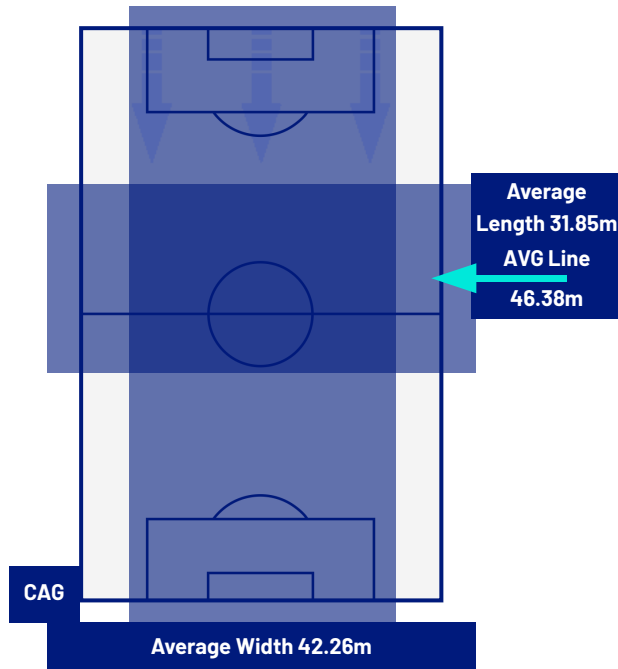
CAGLIARI

1-2

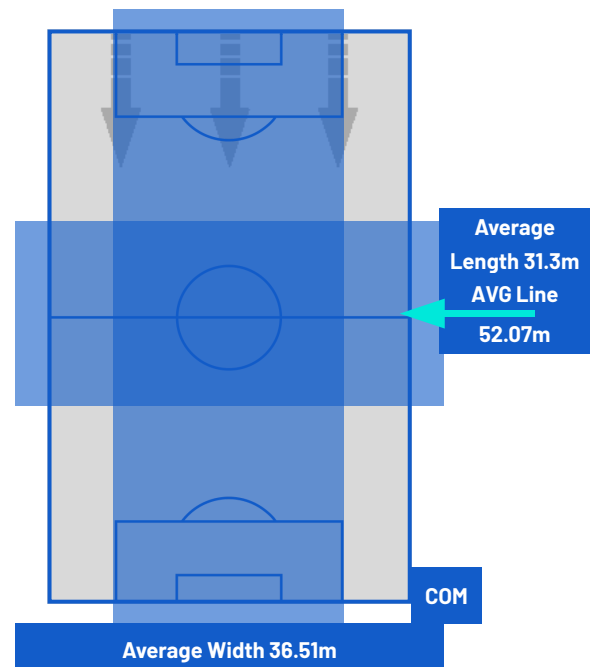
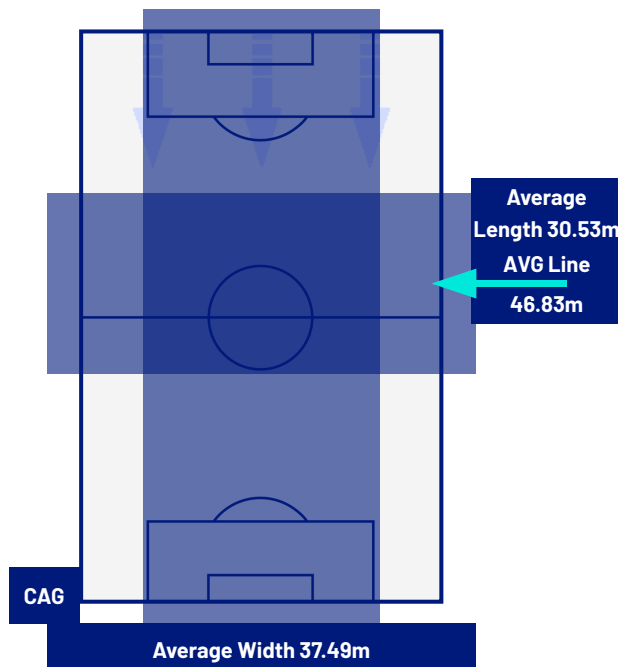
COMO



TEAM'S DEFENSE POSITION 1ST HALF



TEAM'S DEFENSE POSITION 2ND HALF



Cagliari 07/03/2026 UNIPOL DOMUS 15:00



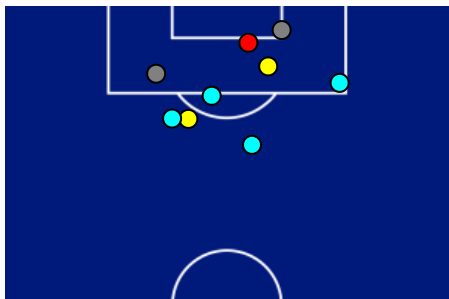
CAGLIARI

1-2

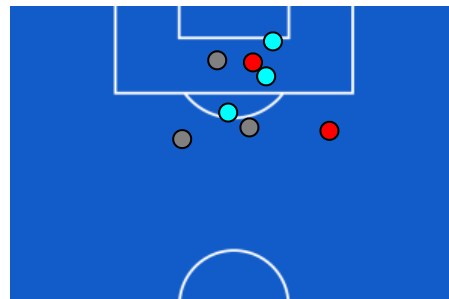
COMO



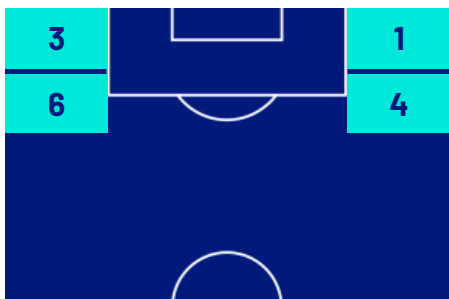
ATTEMPTS MAP



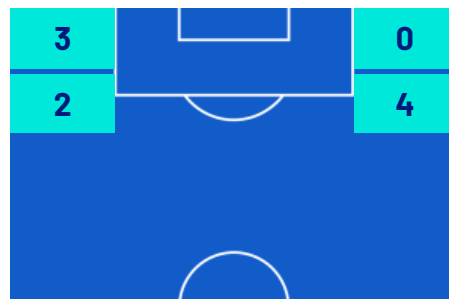
1	Goals	2
3	On target	2
2	Off target	3
4	Blocked	3



OPEN PLAY CROSSES MAP



3	Crosses completed	2
21	Total crosses	14
14	Accuracy (%)	14



644	Total Balls Played	764
265	DEFENSIVE	238
230	MIDFIELD	359
149	ATTACK ZONE	167

Cagliari 07/03/2026 UNIPOL DOMUS 15:00



CAGLIARI

1-2

COMO



KEY PLAYERS

 SEBASTIANO ESPOSITO	94
Position	Forward
Date of birth	02/07/2002
Nationality	ITA

 LUCAS DA CUNHA	33
Position	Midfielder
Date of birth	09/06/2001
Nationality	FRA

Jog 78% - Run 20% - Sprint 2%		Km 9.413
7.292	1.885	0.186

Jog 81% - Run 17% - Sprint 2%		Km 10.562
8.445	1.860	0.177

Mvp Stats	
Minutes Played	81
Goals	1
Scoring Chances	0
Attempts	1
Attempts on target	1(1)
Assists	0
Balls Played	39
Passes Completed	17
Passes Completed/Attempted (%)	62
Key Passes	0
Gained Possessions	4
Fouls Suffered	2

Mvp Stats	
Minutes Played	100
Goals	1
Scoring Chances	0
Attempts	2
Attempts on target	1(1)
Assists	1
Balls Played	82
Passes Completed	55
Passes Completed/Attempted (%)	82
Key Passes	0
Gained Possessions	1
Fouls Suffered	0

The above statistics are considered final 24 hours after the end of the match.

The disciplinary sanctions are unofficial, as they come from real-time tracking during the match. They will become official following approval by the relevant bodies.

In the case of uncertainty over the identity of a goalscorer, Lega Serie A will confirm this the day after each round of matches is completed.

The official data providers are Kama, Hawk-Eye, Math and Sport.