MATCH REPORT

Matchday 6

SERIE A CHAMPIONSHIP 2026-2027

ATALANTA

VENEZIA

Bergamo 12/10/2026

NEW BALANCE ARENA 18:30

MATCH REPORT

Bergamo 12/10/2026 NEW BALANCE ARENA 18:30

ATALANTA 3-1 VENEZIA

LINE-UPS

ATALANTA

29	CARNESECCHI (GK)	
16	BELLANOVA	
31	KRISTENSEN	
42	SCALVINI	
77	ZAPPACOSTA	
19	KESSIÉ	⚽
13	ÉDERSON	
17	DE KETELAERE	
99	ELMAS	🟥
11	ROWE	
90	KRSTOVIĆ	x2 ⚽

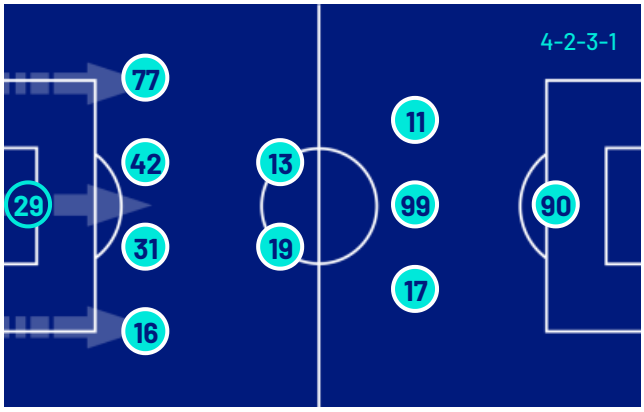

Bench

51	SONZOGNI (GK)
57	SPORTIELLO (GK)
8	PAŠALIĆ
9	SCAMACCA
10	SAMARDŽIĆ
18	RASPADORI
23	KOLAŠINAC
40	OBRIĆ
41	IDELE
47	BERNASCONI
59	ZALEWSKI
70	GAETANO

Assistant Coach: **MARCO IANNI**

VENEZIA

(GK)	F. STANKOVIĆ	1
	HALHAL	25
🟨	JUAN JESUS	15
🟨	MORENO	2
⚽	HAINAUT	18
	KIKE PÉREZ	71
	SOHM	19
	BAŠIĆ	26
	CORREIA	14
	YEBOAH	10
	A. ADAMS	45

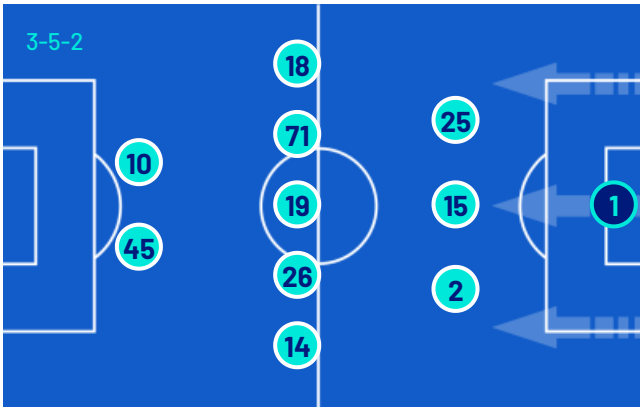

Bench

(GK)	MONTIPÒ	96
	SCHINGTIENNE	3
	HAPS	5
	AL. RRAHMANI	7
	FANNE	8
	MOHAMMED	16
👟	SAGRADO	20
	HELGASON	21
	LAUBERBACH	29
	DAGASSO	30
	L. BERARDI	36
	PANADA	55
	LISMAN	56
	FERNÁNDEZ	77
	GOMES	95

Head Coach: **GIOVANNI STROPPA**

Referee:	**PARIDE TREMOLADA**	Fourth official:	**GIOVANNI AYROLDI**
Assistent referee:	**MATTIA REGATTIERI**	V.A.R.:	**FRANCESCO MERAVIGLIA**
Assistent referee:	**LORENZO GIUGGIOLI**	A.V.A.R.:	**MARCO PICCININI**

Matchday 6
SERIE A CHAMPIONSHIP 2026-2027

MATCH REPORT

Bergamo 12/10/2026 NEW BALANCE ARENA 18:30

ATALANTA 3-1 VENEZIA

MATCH EVENTS

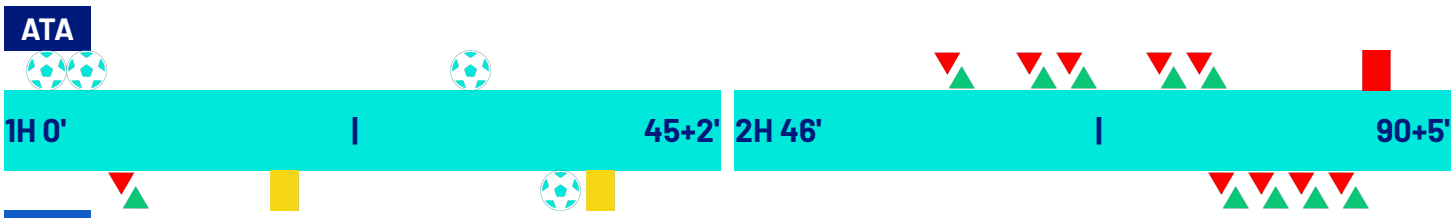

ATA

1H 0' | 45+2'

2H 46' | 90+5'

VEN

ATALANTA 3		VENEZIA 1	
FRANCK KESSIÉ	4'		
(NIKOLA KRSTOVIĆ)	4'		
NIKOLA KRSTOVIĆ	6'		
(ELJIF ELMAS)	6'		
		8'	RICHIE SAGRADO | THIERRY CORREIA
		18'	MATÍAS MORENO
NIKOLA KRSTOVIĆ	30'		
		37'	ANTOINE HAINAUT
		37'	(RICHIE SAGRADO)
		42'	JUAN JESUS
LAZAR SAMARDŽIĆ | CHARLES DE KETELAERE	60'		
SEAD KOLAŠINAC | GIORGIO SCALVINI	67'		
LORENZO BERNASCONI | RAOUL BELLANOVA	67'		
NICOLA ZALEWSKI | JONATHAN ROWE	76'		
GIANLUCA GAETANO | FRANCK KESSIÉ	76'		
		83'	JOEL SCHINGTIENNE | MATÍAS MORENO
		83'	LION LAUBERBACH | AKOR ADAMS
		83'	ÞÓRIR HELGASON | TOMA BASIC
		87'	ALBION RRAHMANI | SIMON SOHM
ELJIF ELMAS	89'		

Legend:

- Goals
- Owngoal
- Penalty
- Assist
- Yellow Card
- Substitution
- Red Card
- Double Yellow Card

MATCH REPORT

Bergamo 12/10/2026 NEW BALANCE ARENA 18:30

ATALANTA	3-1	VENEZIA

GAME TIME

95'30''

Effective played time: 60%

57'19''

1st Half - 2nd Half
27'25'' - 29'54''

BALL POSSESSION

ATALANTA VENEZIA

QUARTERS BALL POSSESSION

	ATALANTA	VENEZIA
1H 0'-15'	53.25%	46.75%
2H 46'-60'	30.29%	69.71%
16'-30'	36.14%	63.86%
61'-75'	36.76%	63.24%
31'-46'	39.89%	60.11%
76'-95'	29.11%	70.89%

TEAM STATS

	ATA	VEN
Attempts	22	19
Attempts on target	11	4
Attempts on target from penalty box	16	10
Post		
Bar		2
Attempts off target	5	7
Blocked Shots	6	6
Scoring Chances	2	3
Key Passes	18	15
Assists	2	1
Fouls Committed	14	6
Corners	8	7
Offsides		5
Cross Completed/Total	7/18	8/30
Dribblings	5	11
Passes Completed	301	568
Passes Completed/Attempted (%)	84	90
Passes Final Third	41	145
Balls played forward	115	254
Long Passes	28	44
Saves	3	7
Gained Possessions	33	32

MATCH REPORT

Bergamo 12/10/2026 NEW BALANCE ARENA 18:30

ATALANTA 3-1 VENEZIA

PLAYER STATS

ATALANTA		M	GC	OG	S	AS	CL	LB	FYC	SYC	RC
29	CARNESECCHI	96'	1		3		2	26			

		M	G	OG	A	AT	HW	SC	FS	BP	AS	KP	P	P(%)	PA	R	FYC	SYC	RC
16	BELLANOVA	68'							1	52		2	33	86	13	5			
31	KRISTENSEN	96'			2					40			15	78	3	4			
42	SCALVINI	68'								38			26	96	3	1			
77	ZAPPACOSTA	96'			3					38			23	88	7	1			
19	KESSIÉ	77'	1		2	2		1		57		1	33	84	13	4			
13	ÉDERSON	96'			2	2			1	55			32	91	12	6			
17	DE KETELAERE	61'			1	1				29		3	19	82	10	1			
99	ELMAS	90'			1	1				44	1	3	30	96	20	4			1
11	ROWE	77'			3	1			1	35		3	17	80	10	1			
90	KRSTOVIĆ	96'	2		7	4		1	3	43	1	1	20	76	13	1			
10	SAMARDŽIĆ	35'								15		3	12	100	6	1			
23	KOLAŠINAC	28'								10			3	100		3			
47	BERNASCONI	28'								17		1	9	75	2	1			
59	ZALEWSKI	19'			1					4			1	100	1				
70	GAETANO	19'								10			8	88	2				

VENEZIA		M	GC	OG	S	AS	CL	LB	FYC	SYC	RC
1	F. STANKOVIĆ	96'	3		8		1	17			

		M	G	OG	A	AT	HW	SC	FS	BP	AS	KP	P	P(%)	PA	R	FYC	SYC	RC
25	HALHAL	96'			1				1	81			65	97	21	6			
15	JUAN JESUS	96'								88		1	72	96	9	8	1		
2	MORENO	85'								68		1	51	86	16		1		
18	HAINAUT	96'	1		2	1		1		80		2	49	90	32	3			
71	KIKE PÉREZ	96'			2	1			4	90			69	89	44				
19	SOHM	88'								90			72	96	38	5			
26	BAŠIĆ	85'			2	1			2	61		3	41	83	24	1			
14	CORREIA	8'								1									
10	YEBOAH	96'			5	1	1	1	2	54		3	34	80	23	1			
45	A. ADAMS	85'			4		1	1		20		2	10	76	9				
3	SCHINGTIENNE	12'			1					12			10	100	4				
7	AL. RRAHMANI	9'			1					8			2	66	2	1			
20	SAGRADO	88'			1					47	1	3	32	96	21	2			
21	HELGASON	12'							1	18			14	87	11	2			
29	LAUBERBACH	12'								1			1	100		1			

Legend

FYC	Yellow Card
OG	Owngoal
BP	Balls Played
SYC	Double Yellow Card
RC	Red Card
G	Goals
GC	Goal Conceded
M	Minutes Played
AS	Assists
FS	Fouls Suffered
A	Attempts
AT	Attempts on target
SC	Scoring Chances
HW	Posts
S	Saves
CL	Clearences
LB	Long Ball
P(%)	Passes Completed/Attempted (%)
KP	Key Passes
PA	Balls played forward
P	Passes Completed
R	Gained Possessions

PLAYERS RANKING

Attempts				Attempts on target			
1	KRSTOVIĆ	ATA	7	1	KRSTOVIĆ	ATA	4
2	YEBOAH	VEN	5	2	KESSIÉ	ATA	2
3	A. ADAMS	VEN	4	3	ÉDERSON	ATA	2
4	ZAPPACOSTA	ATA	3	4	HAINAUT	VEN	1
5	ROWE	ATA	3	5	DE KETELAERE	ATA	1

Passes Final Third				Scoring Chances			
1	KIKE PÉREZ	VEN	25	1	A. ADAMS	VEN	1
2	HAINAUT	VEN	24	2	HAINAUT	VEN	1
3	SOHM	VEN	21	3	KESSIÉ	ATA	1
4	YEBOAH	VEN	18	4	YEBOAH	VEN	1
5	SAGRADO	VEN	13	5	KRSTOVIĆ	ATA	1

Crosses				Passes Completed			
1	HAINAUT	VEN	8	1	JUAN JESUS	VEN	72
2	BAŠIĆ	VEN	7	2	SOHM	VEN	72
3	ELMAS	ATA	6	3	KIKE PÉREZ	VEN	69
4	SAGRADO	VEN	6	4	HALHAL	VEN	65
5	ROWE	ATA	4	5	MORENO	VEN	51

Key Passes				Dribblings			
1	DE KETELAERE	ATA	3	1	YEBOAH	VEN	3
2	ELMAS	ATA	3	2	KIKE PÉREZ	VEN	3
3	YEBOAH	VEN	3	3	AL. RRAHMANI	VEN	2
4	ROWE	ATA	3	4	A. ADAMS	VEN	1
5	SAMARDŽIĆ	ATA	3	5	KESSIÉ	ATA	1

MATCH REPORT

Bergamo 12/10/2026 NEW BALANCE ARENA 18:30

ATALANTA	3-1	VENEZIA

COACH

TEAM INDICATORS

ATALANTA		VENEZIA
48.76%	DANGEROUSITY	58.19%
DANGEROUSITY IN MANEUVER ACTIONS: 51.4%	Team dangerousity considering player's position of the own team, of the opponents and of the ball.	DANGEROUSITY IN MANEUVER ACTIONS: 59.77%
DANGEROUSITY IN TRANSITION ACTIONS: 44.21%		DANGEROUSITY IN TRANSITION ACTIONS: 46.64%
37.08km/h	BALL PACE	36.18km/h
10.08km/h	BALL CONDUCTION PACE	10.69km/h
49% / 51%	CONDUCTION VS PASSES TIME	52% / 48%

RECORDMEN

PASS GAIN

Number of players overtaken by a vertical pass (only successful passes are considered).
It shows how much a player tends to overcome the opponent's pressure lines.

1	59	NICOLA ZALEWSKI	4	1	71	KIKE PÉREZ	3.43
2	23	SEAD KOLAŠINAC	4	2	26	TOMA BASIC	3.27
3	31	THOMAS KRISTENSEN	3.5	3	2	MATÍAS MORENO	3.12
4	29	MARCO CARNESECCHI	3.12	4	10	JOHN YEBOAH	2.83
5	99	ELJIF ELMAS	2.82	5	45	AKOR ADAMS	2.8

PASS RISK

Measures the player's propensity to risk the pass (only successful passes are considered).

1	29	MARCO CARNESECCHI	34.74%	1	45	AKOR ADAMS	23.7%
2	42	GIORGIO SCALVINI	25.42%	2	21	ÞÓRIR HELGASON	19.92%
3	16	RAOUL BELLANOVA	24.65%	3	18	ANTOINE HAINAUT	18.63%
4	99	ELJIF ELMAS	22.6%	4	1	FILIP STANKOVIĆ	17.65%
5	31	THOMAS KRISTENSEN	21.36%	5	2	MATÍAS MORENO	16.86%

RECEIVED PRESSURE

How much the player with the ball is pressed by the opposite team.
It depends on the speed, running direction and distance from the opponent who is at a shorter distance.

1	90	NIKOLA KRSTOVIĆ	73.39%	1	29	LION LAUBERBACH	85.1%
2	10	LAZAR SAMARDŽIĆ	68.1%	2	7	ALBION RRAHMANI	72.78%
3	17	CHARLES DE KETELAERE	66.51%	3	45	AKOR ADAMS	71.99%
4	13	ÉDERSON	64.89%	4	10	JOHN YEBOAH	68.19%
5	70	GIANLUCA GAETANO	64.37%	5	19	SIMON SOHM	58.85%

PASS AVAILABILITY

Ability of a player to get away from opponents to receive the ball.
It is computed for all the teammates of the player in possession.

1	70	GIANLUCA GAETANO	76.94%	1	14	THIERRY CORREIA	85.67%
2	16	RAOUL BELLANOVA	76.85%	2	15	JUAN JESUS	83.67%
3	47	LORENZO BERNASCONI	75.5%	3	18	ANTOINE HAINAUT	81.5%
4	77	DAVIDE ZAPPACOSTA	75.23%	4	2	MATÍAS MORENO	80.85%
5	42	GIORGIO SCALVINI	74.99%	5	20	RICHIE SAGRADO	78.67%

MATCH REPORT

Bergamo 12/10/2026 NEW BALANCE ARENA 18:30

ATALANTA	3-1	VENEZIA

PLAYERS RANKING (ATHLETICS PERFORMANCE)

Jog - Run - Sprint (km)				
1	ÉDERSON JOSÉ DOS SANTOS LOURENÇO DA SILVA	8.704	2.890	0.386	Total 12.038
2	DAVIDE ZAPPACOSTA	8.803	2.295	0.375	Total 11.531
3	NIKOLA KRSTOVIĆ	8.681	2.135	0.172	Total 11.058
4	ELJIF ELMAS	8.096	2.306	0.360	Total 10.828
5	THOMAS THIESSON KRISTENSEN	8.336	1.718	0.165	Total 10.320

Jog - Run - Sprint (km)				
1	ENRIQUE PEREZ MUNOZ	9.066	3.450	0.210	Total 12.786
2	SIMON SOLOMON JUNIOR SOHM	8.591	2.121	0.101	Total 10.885
3	REDOUANE HALHAL	8.529	1.778	0.400	Total 10.784
4	ANTOINE HAINAUT	7.784	2.388	0.510	Total 10.752
5	JUAN GUILHERME NUNES JESUS	8.457	2.024	0.178	Total 10.716

AVG Speed km/h (run)			
1	ZALEWSKI	ATA	19.774
2	BELLANOVA	ATA	19.767
3	DE KETELAERE	ATA	19.697
4	KRISTENSEN	ATA	19.686
5	KRSTOVIĆ	ATA	19.660

AVG Speed km/h (run)			
1	CORREIA	VEN	20.041
2	LAUBERBACH	VEN	19.960
3	SCHINGTIENNE	VEN	19.850
4	A. ADAMS	VEN	19.641
5	BAŠIĆ	VEN	19.604

AVG Speed km/h (sprint)			
1	ZALEWSKI	ATA	28.955
2	BELLANOVA	ATA	28.292
3	KOLAŠINAC	ATA	28.186
4	ROWE	ATA	28.133
5	BERNASCONI	ATA	28.052

AVG Speed km/h (sprint)			
1	HELGASON	VEN	28.644
2	HALHAL	VEN	28.020
3	HAINAUT	VEN	27.645
4	LAUBERBACH	VEN	27.585
5	YEBOAH	VEN	27.364

TEAM STATS (ATHLETICS PERFORMANCE)

Distance Covered (km)	117.869

Distance Covered (km)	117.022

Jog - Run - Sprint (km)		
90.214	23.712	3.103

Jog - Run - Sprint (km)		
90.562	22.977	2.641

Fitness data displayed in the report are the ones collected in real time and could be different to the post-processed ones, delivered to the coaching staff

Walk + Jog:	0-15 km/h	Run:	15.1-24.9 km/h	Sprint:	25+ km/h	Walk + Jog + Run + Sprint:	Distance covered

TOP Sprinter:	Top five players per team

MATCH REPORT

Bergamo 12/10/2026 NEW BALANCE ARENA 18:30

ATALANTA	3-1	VENEZIA

PLAYERS AVERAGE POSITIONS

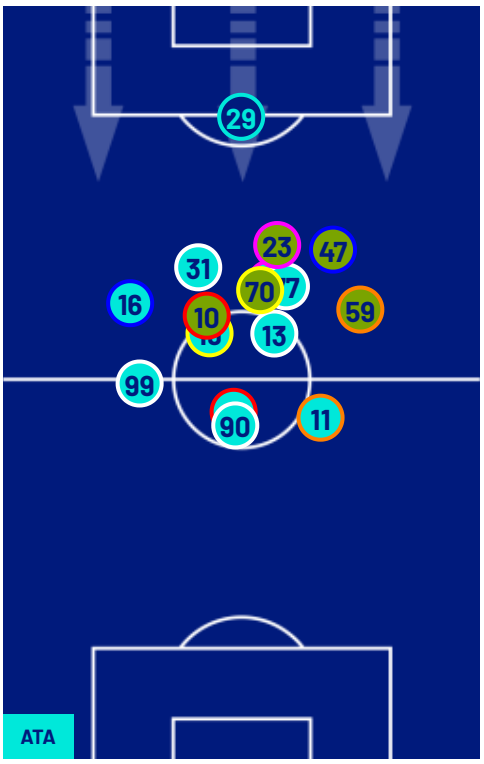

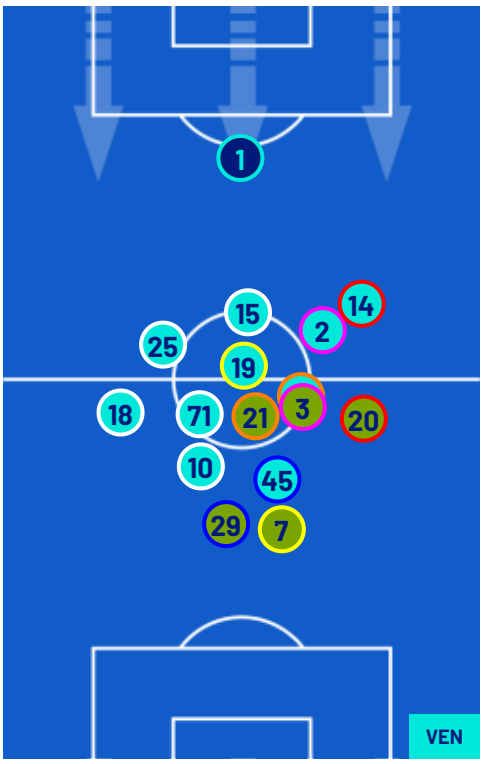

Legend:

1st Substitution	Player In	Player Out					
2nd Substitution	Player In	Player Out			Player In Substitution Of		
3rd Substitution	Player In	Player Out			Player In Substitution Of		
4th Substitution	Player In	Player Out			Player In Substitution Of		
5th Substitution	Player In	Player Out			Player In Substitution Of		

MATCH REPORT

Bergamo 12/10/2026 NEW BALANCE ARENA 18:30

ATALANTA	3-1	VENEZIA

TEAM'S DEFENSE POSITION 1ST HALF

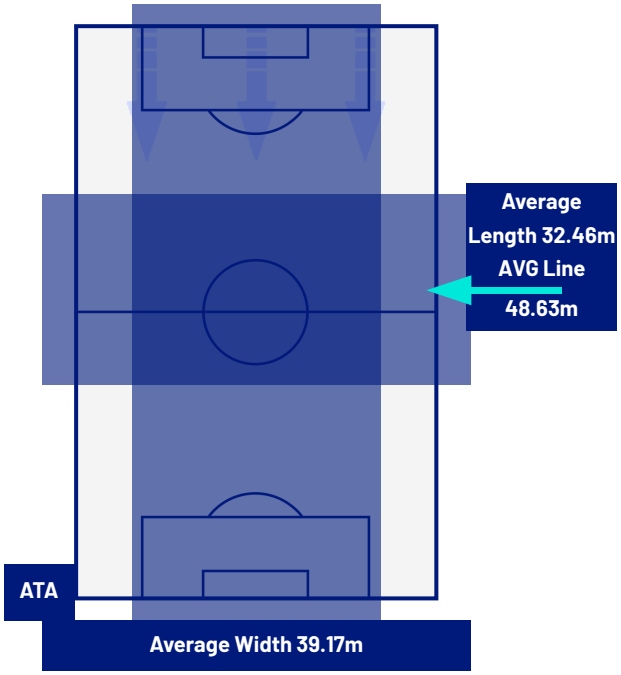

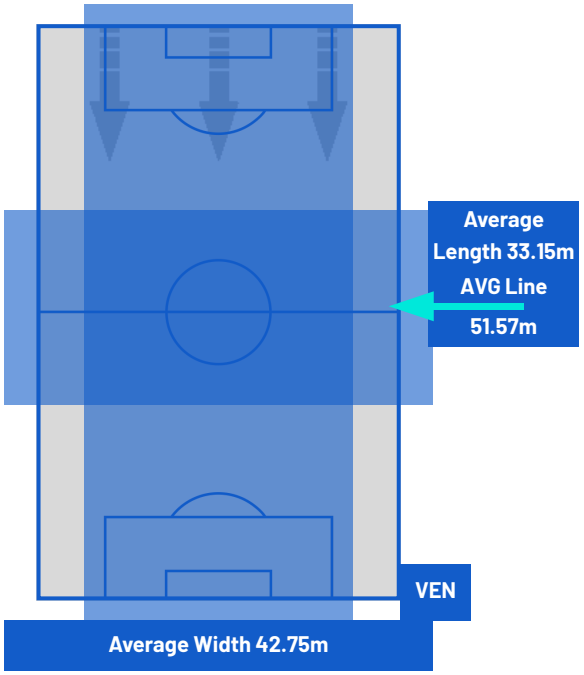

TEAM'S DEFENSE POSITION 2ND HALF

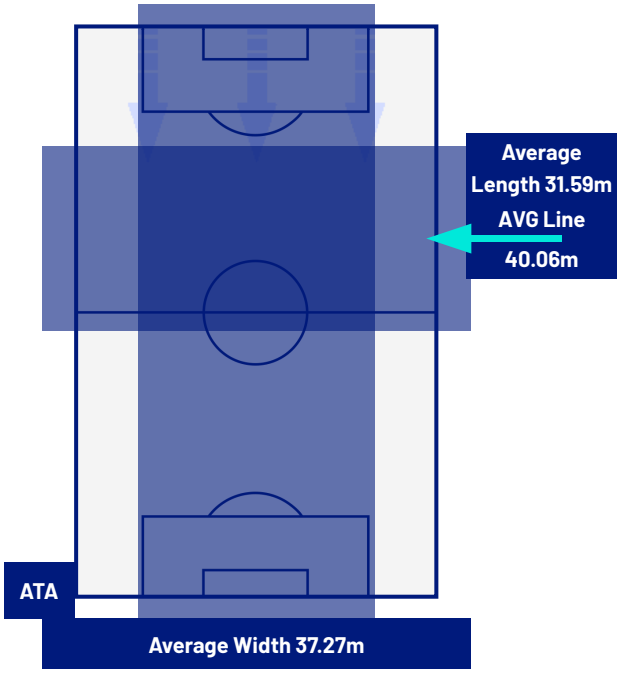

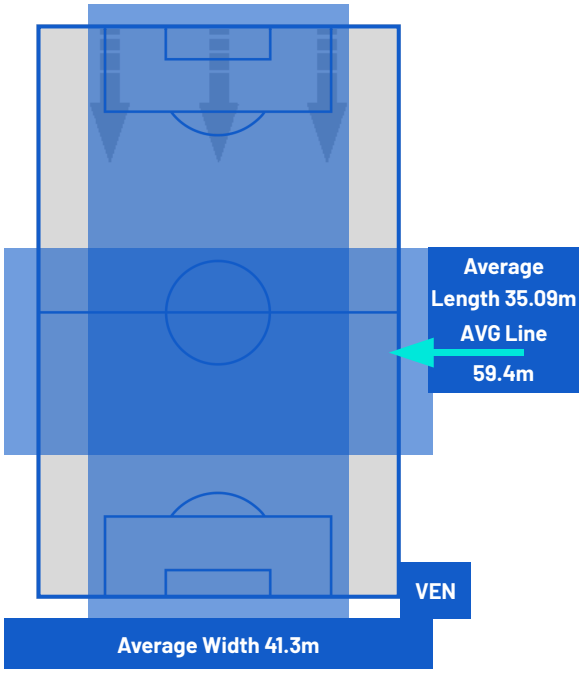

MATCH REPORT

Bergamo 12/10/2026 NEW BALANCE ARENA 18:30

ATALANTA	3-1	VENEZIA

ATTEMPTS MAP

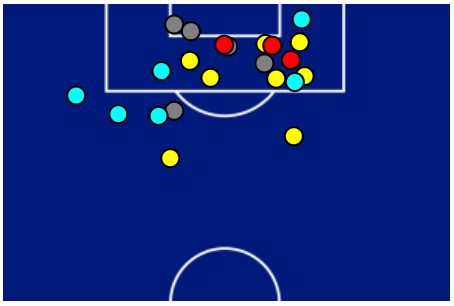

3	Goals	1
11	On target	4
5	Off target	7
6	Blocked	6

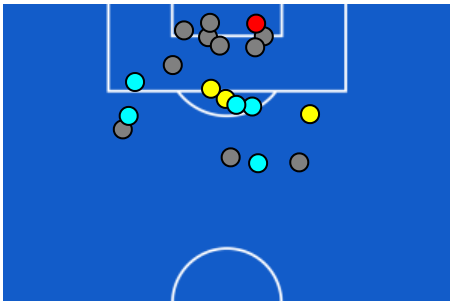

OPEN PLAY CROSSES MAP

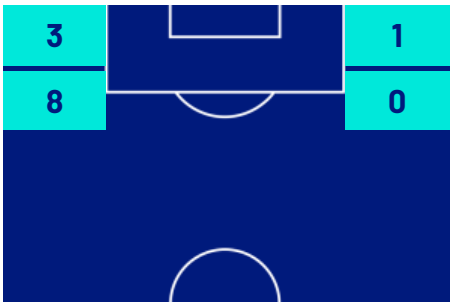

7	Crosses completed	8
18	Total crosses	30
39	Accuracy (%)	27



524	Total Balls Played	816
258	DEFENSIVE	334
170	MIDFIELD	250
96	ATTACK ZONE	232

MATCH REPORT

Bergamo 12/10/2026 NEW BALANCE ARENA 18:30

ATALANTA	3-1	VENEZIA

KEY PLAYERS

NIKOLA KRSTOVIĆ	90
Position	Forward
Date of birth	05/04/2000
Nationality	MNE

Jog 79% - Run 19% - Sprint 2%		Km 11.058
8.681	2.135	0.172

Mvp Stats	
Minutes Played	96
Goals	2
Scoring Chances	1
Attempts	7
Attempts on target	4 (2)
Assists	1
Balls Played	43
Passes Completed	20
Passes Completed/Attempted (%)	76
Key Passes	1
Gained Possessions	1
Fouls Suffered	3

ANTOINE HAINAUT	18
Position	Midfielder
Date of birth	18/02/2002
Nationality	FRA

Jog 73% - Run 22% - Sprint 5%		Km 10.752
7.784	2.388	0.510

Mvp Stats	
Minutes Played	96
Goals	1
Scoring Chances	1
Attempts	2
Attempts on target	1 (1)
Assists	0
Balls Played	80
Passes Completed	49
Passes Completed/Attempted (%)	90
Key Passes	2
Gained Possessions	3
Fouls Suffered	0

The above statistics are considered final 24 hours after the end of the match.

The disciplinary sanctions are unofficial, as they come from real-time tracking during the match. They will become official following approval by the relevant bodies.

In the case of uncertainty over the identity of a goalscorer, Lega Serie A will confirm this the day after each round of matches is completed.

The official data providers are Kama, Hawk-Eye, Math and Sport.